

# TL50



## Complete 50 mm LED Tower Light Family

Give machines a voice, provide critical information for operators and show process status

- Quickly and clearly discern ON and OFF states from across the factory
- Create your ideal hardware configuration from a full set of options
- Show advanced process details with multicolor RGB models



# Your Best Design — Built by Banner



Standard models for traditional applications



Beacon models for use in high ambient light environments



Compact models for tight spaces and added intensity

Bright segments visible from long distances

Pro models available in all styles with 1 to 10 segments, plus audible options



Lights appear gray when OFF, eliminating false indication

Continuous, pulsed and staccato tones available



**Standard Audible (IP50)**  
max. intensity  
92 db @ 1 meter

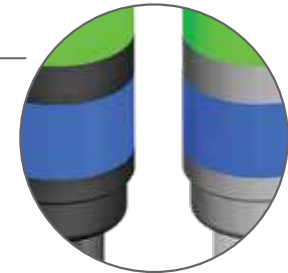


**Sealed Audible (IP67)**  
max. intensity  
94 db @ 1 meter



**Sealed Omni-Directional Audible (IP67)**  
Standard: max. intensity  
99 db @ 1 meter  
Intensity Adjust: max. intensity  
95 db @ 1 meter

IP67 housing for use in industrial and outdoor environments



Match your machine with a choice of black or gray housing



Cable, QD and pigtail QD connections available



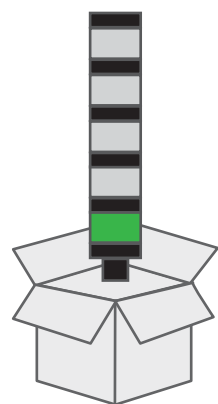
## Banner's Complete Tower Light Lineup



**TL70**  
Modular 70 mm design provides solutions with wireless options, multicolor segments and multifunction audible segments

**TL50**  
Sealed 50 mm design with advanced IO-Link functionality and three segment styles delivers versatility for all applications

**TL30**  
Slim 30 mm design provides clear, comfortable light for small machines, dense and close-range installations



Ready to use right out of the box

**DC**   
**AC** 

Multiple input power options

 **IO-Link**<sup>®</sup>



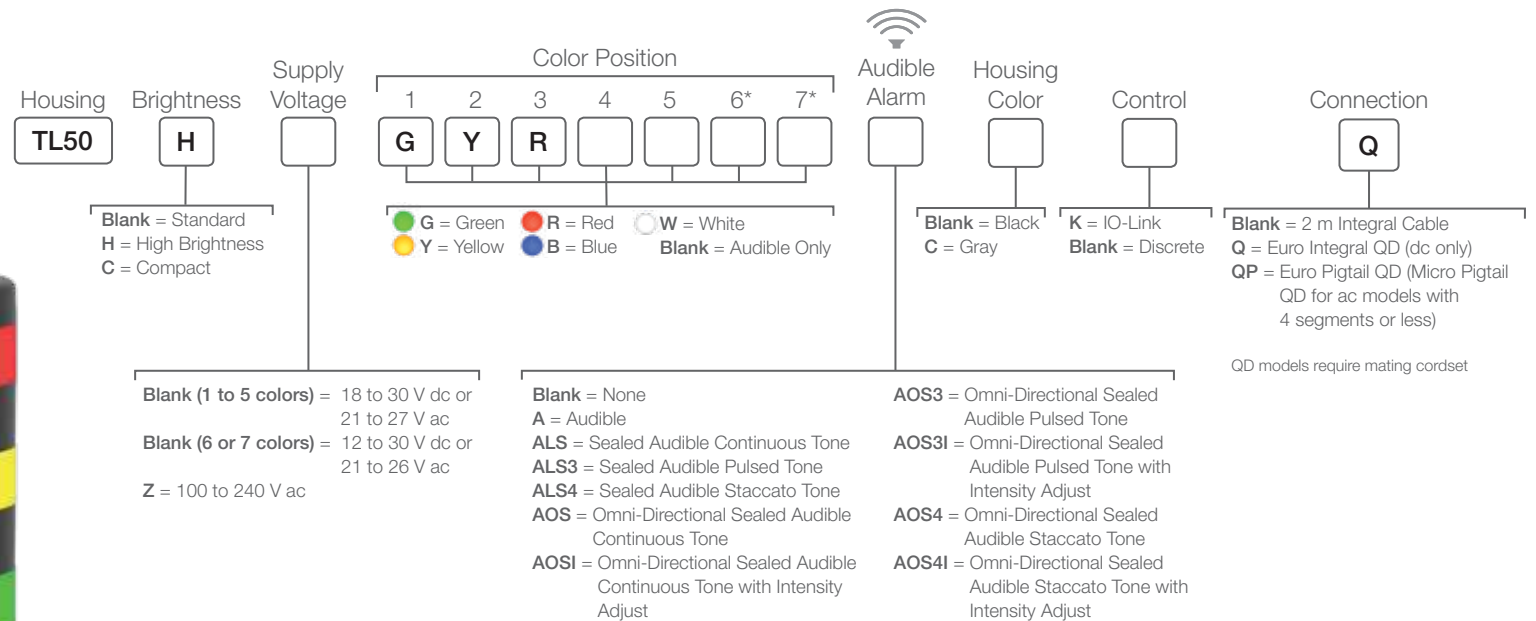
IO-Link and discrete control options



Light segments can be laser marked with custom text or images

# TL50 Core Tower Lights

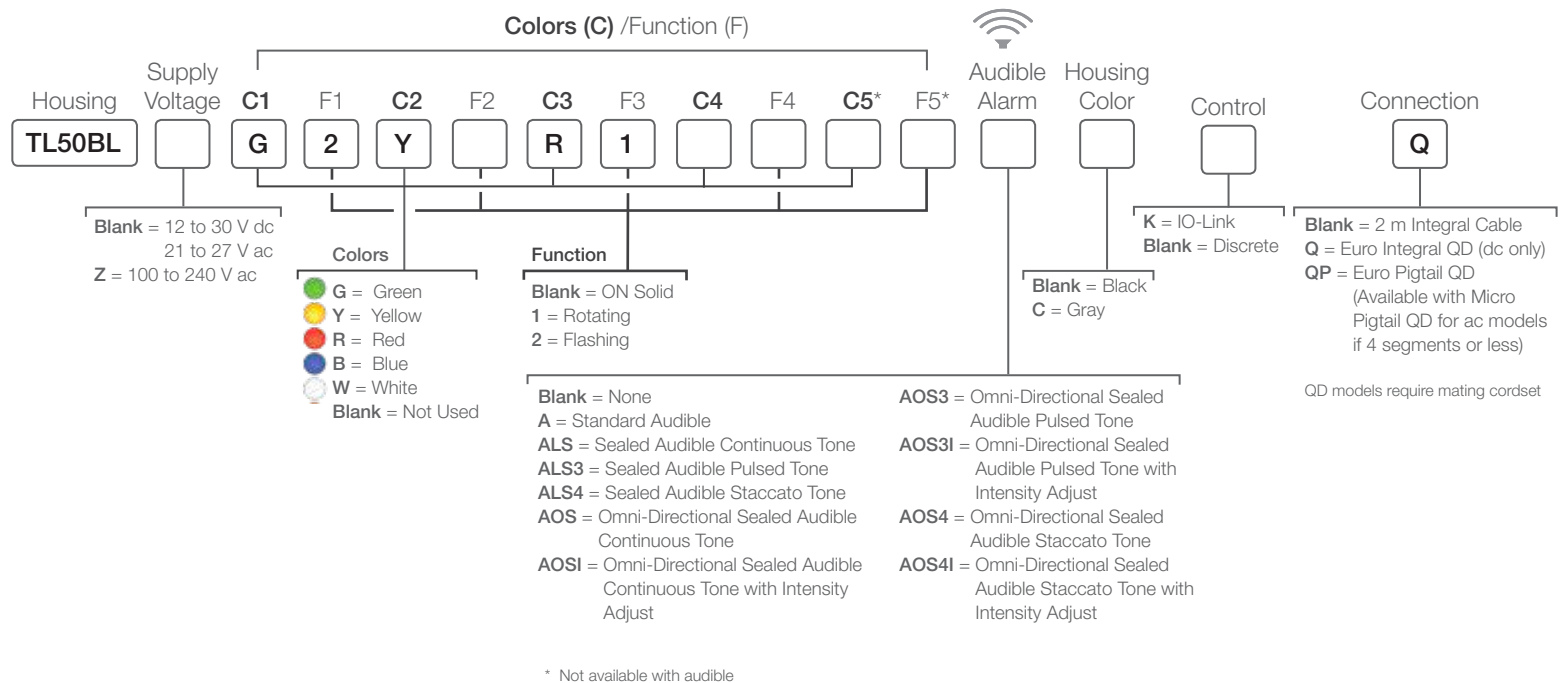

- Traditional option to deliver status info to operators and supervisors
- High brightness and compact models for long-range and tight installations
- Ten colors and up to seven segments provide extensive options
- IO-Link provides simple control of segment state and flash rate



\* Positions 6 and 7 not available in high brightness or AC models. Position 7 not available with audible

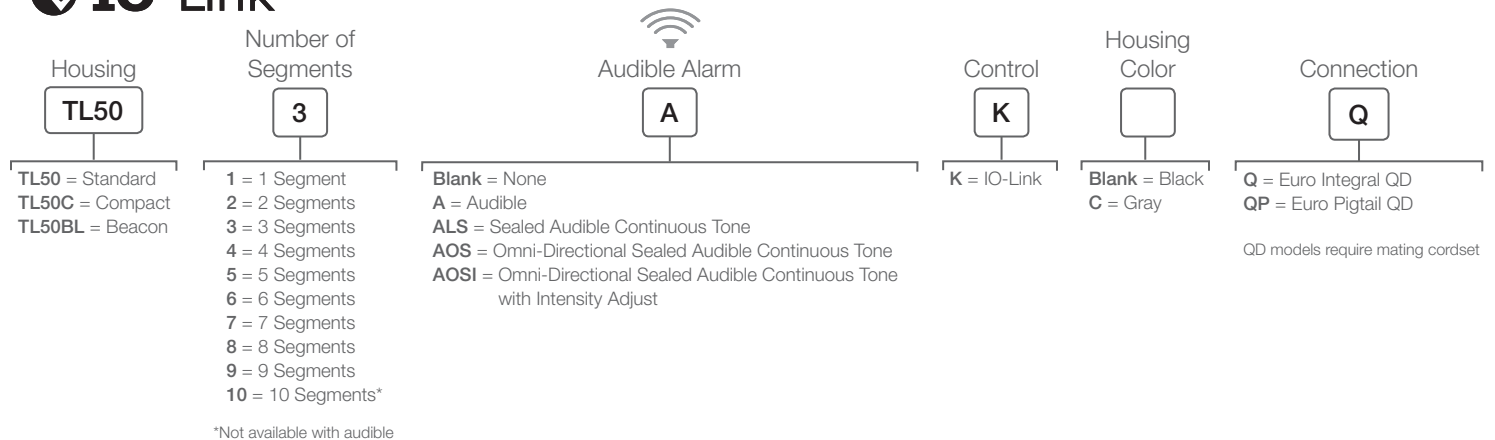
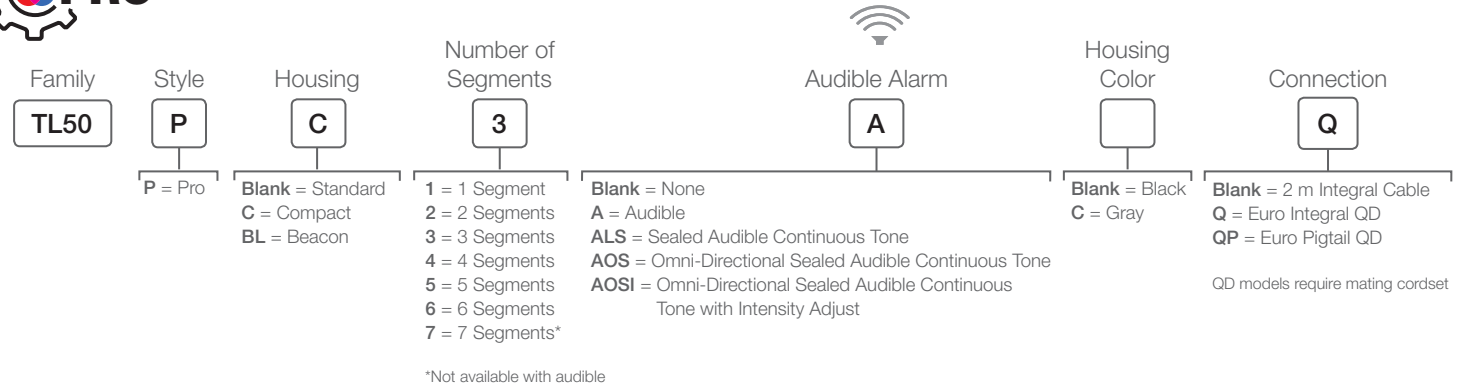
# TL50BL Core Beacon Tower Lights

- Highly visible indication for high ambient light areas and long range visibility
- Sealed IP67-rated, UV stable housing is suitable for outdoor use
- Compact, stylish design with rotating and flashing options
- IO-Link provides control of segment state and flash rate



# TL50 Pro Tower Lights

- Up to ten segments (depending on model) for advanced status signaling and high-resolution process details
- Full control of color, flashing, rotation and intensity settings
- Advanced animations like level, timer, counter and action mode provide dynamic visual response
- Parameter and process data options on IO-Link models enable fast and complete control of functionality
- Discrete models are programmable using Banner's Pro Editor software and Pro Converter Cable



# Fill Level Monitoring

## Challenge

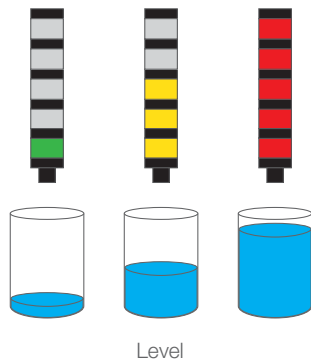
- Operators, material handlers and supervisors need to see the level of product in the hopper
- Local displays aren't visible from separate, distant locations in the factory
- Product overflow creates a mess, and an empty hopper stops production

## Solution

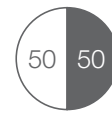
- The TL50 Pro tower light shows fill level through distinct, color-coded segments, and is visible from across the factory floor
- The laser measurement is converted into an easy to understand fill level by the IO-Link master or through direct connection with the sensor's PFM output
- Product level is optimized for daily production needs



## Modes and Animations



Spectrum



50/50



Rotate



Timer



Counter



Strobe



Scroll



Flash



Bounce

## Elevated Mount System

**SA-M30TE12**  
Black Acetal adapter/cover  
**SA-M30TE12C**  
White UHMW adapter/cover

**SOP-E12-150A (150 mm)**  
**SOP-E12-300A (300 mm)**  
**SOP-E12-900A (900 mm)**  
Black anodized aluminum pipe

**SOP-E12-150AC (150 mm)**  
**SOP-E12-300AC (300 mm)**  
**SOP-E12-900AC (900 mm)**  
Clear anodized aluminum pipe

**SOP-E12-150SS (150 mm)**  
**SOP-E12-300SS (300 mm)**  
**SOP-E12-900SS (900 mm)**  
304 stainless steel pipe

**SA-E12M30**  
Black Acetal mounting base  
**SA-E12M30C**  
White UHMW mounting base

**LMBE12RA35**  
Zinc right-angle mounting bracket with 35 mm offset  
**LMBE12RA45**  
Zinc right-angle mounting bracket with 45 mm offset

**SA-FFB12**  
Black  
**SA-FFB12C**  
Gray

**SA-F12**  
Black Zinc mounting base, 4 holes  
**SA-F12-3**  
Black polycarbonate mounting base, 3 holes

## Flush Foldable Bracket for use with elevated mount systems

<b>Supply Voltage</b>	TL50 and TL50C: < 5 segments: 18 to 30 V dc or 21 to 27 V ac; 100 to 240 V ac > 5 segments: 12 to 30 V dc or 21 to 26 V ac TL50BL: 12 to 30 V dc or 21 to 27 V ac; 100 to 240 V ac Pro models: 10-30 V dc IO-Link: 18 to 30 V dc
<b>Construction</b>	Bases and Covers: ABS Light Segment: Polycarbonate
<b>Environmental Rating</b>	General-Purpose and Sealed Audible: IEC IP67 Standard Audible: IEC IP50
<b>Operating Temperature</b>	General-Purpose: -40 to +50 °C (-40 to +122 °F) Standard and Sealed Audible: -20 to +50 °C (-4 to +122 °F)
<b>Certifications</b>	CE ULS

## Mounting Brackets

**SMB30MM**      **SMB30A**

**SMBAMS30P**      **SMB30RAVK**

## Accessories for Pro Models

**PRO-KIT-ACC** Includes:

- MQDC-506-USB**  
Pro Converter Cable
- CSB-M1251FM1251M**  
Splitter
- PSW-24-1**  
Power Supply
- ACC-PRO-CABLE5**  
Mating accessory for cabled and terminal models
- MQDC-801-5M-PRO**  
5-pin to 8-pin double-ended cordset

## Cordsets for AC Models

**4-Pin Micro-Style**  
Straight connector models listed; for right-angle models, add RA to the end of model number (example, MQAC2-406RA)

**5-Pin Micro-Style**  
Straight connector models

- MQAC2-406**  
2 m (6.5')
- MQAC2-415**  
5 m (15')
- MQAC2-430**  
9 m (30')
- MQAC2-506**  
2 m (6.5')
- MQAC2-515**  
5 m (15')
- MQAC2-530**  
9 m (30')

## Cordsets for DC Models

**4-Pin M12/Euro-Style**  
use with 3-color and IO-Link models  
Straight connector models listed; for right-angle models, add RA to the end of model number (example, MQDC-406RA)

**5-Pin M12/Euro-Style**  
use with 4-color models  
Straight connector models listed; for right-angle models, add RA to the end of model number (example, MQDC1-506RA)

**8-Pin M12/Euro-Style**  
use with 5+ -color models  
Straight connector models listed; for right-angle models, add RA to the end of model number (example, MQDC2S-806RA)

- MQDC-406**  
2 m (6.5')
- MQDC-415**  
5 m (15')
- MQDC-430**  
9 m (30')
- MQDC1-506**  
2 m (6.5')
- MQDC1-515**  
5 m (15')
- MQDC1-530**  
9 m (30')
- MQDC2S-806**  
2 m (6.5')
- MQDC2S-815**  
5 m (15')
- MQDC2S-830**  
9 m (30')

