Extension override - function

We reserve all rights to this drawing, to any patents or patent registrations related hereto, and to the duplication, retransmission by third parties and misc. use. Any use of this drawing is not permitted without the written consent of STABILUS.

Intended for internal use and customer

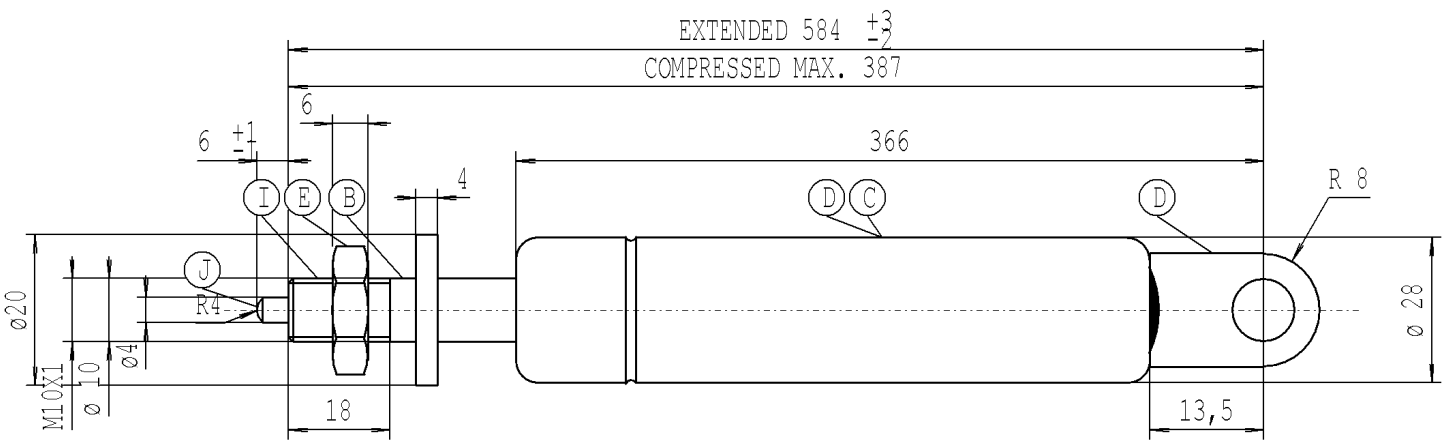

STABILUS
BLOC-O-LIFT

NICHT OEFFNEN HOHER DRUCK
DO NOT OPEN HIGH PRESSURE
Stabilus Standard

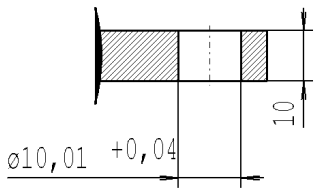

- -The gas spring must not be mechanically modified or damaged.
- -The warning label must not be removed or obscured.
- -compression and extension forces measured acc. to STAB-Spec. 10009033
- -Spring test with piston rod downwards

- -Protect piston rod from dirt, paint and damage
- -Disposal acc. to STAB-Spec.10009375
- -Drawing not true-to-scale
- -release-force of valve acc. to STAB-Spec. 10005233
- -Observe installation instructions according to STAB-Spec. 10005593
- -Permissible operating temperature range -30°C to +80°C
- -Installation: position any as required
- -To release: press dia. pin by min. 2.5 mm
  Locking: release the pin completely
- -max. permissible tension force at 20°C: 1500 N
- -Locking force f. override function at 20°C on extension:
  on compression: 4000 N
- -Press release max. 6.0 mm

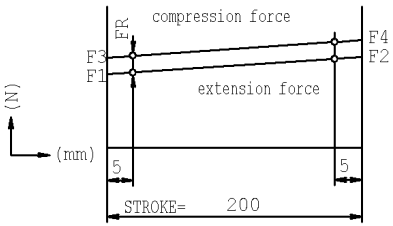

FRmax=F3-F1

X=F2/F1=2,19
Nozzle 2xø1.5

B	Nislide black
C	print white
D	black painted
E	Wrench size 17
I	max. tightening torque: 25 Nm
J	bonderized

Forces (statically measured)

F1 (N)	F4 max (N)	FR max (N)
extension force 340±40	compression force 1030	friction 80

CHANGE		
NEW	Revision	SERIE
OLD		VERSUCH
CHG.NO.	08.05.2014	615053
NAME	M.Runcan	9.7.14 SCHÄFER
NO.	1	2

DIMENSIONS WITHOUT TOLERANCE
+/-1

BLOC-O-LIFT
06 31 1024 20 200

Unregistered Copy
Print-out is not subject to the modification service

STABILUS

Modifications in favour of technical process reserved

DRAWING		CHECKED
DATE 22.11.2013	NAME M.Runcan	

Document No. 10207818

194562

E