

Inductive and Capacitive Proximity Switches


Induktive und kapazitive Näherungsschalter

Proximity Sensor Series:

- ▶ Metal Face
- ▶ High Pressure Proof
- ▶ High Temperature Resistant
- ▶ Weld-Field Immune
- ▶ Miniature
- ▶ Ring Sensors
- ▶ AC, DC, UC, NAMUR
- ▶ Chemical Resistant

Näherungsschalterbaureihen:

- ▶ Vollmetallgehäuse
- ▶ Hochdruckfest
- ▶ Hitzebeständig
- ▶ Schweißfest
- ▶ Miniatur
- ▶ Ringsensoren
- ▶ AC, DC, Allstrom, NAMUR
- ▶ Chemisch beständig



MORE THAN 5000 PRODUCTS IN THIS CATALOG
one of the widest product ranges in the industry

XECRO GmbH
Siemensstraße 31
30827 Garbsen
Germany

<http://xecro.com>
info@xecro.com

+49 5131 97791-0
+49 5131 97791-99 fax

Think for technology

XECRO is an independent company with more than 20 years of experience in the sensor industry. XECRO develops, produces and sells industrial sensors and general industrial electronics worldwide.

Over the years, XECRO has expanded its production line to become one of the most comprehensive ranges in the automation industry; focussing on the highest performance available.

XECRO's innovations and the high standard of its technology enable us to produce the thinnest and shortest sensors, quadruple sensing distances, high pressure proof, heatproof, and extremely resistant metal-face proximity switches.

Global organization

XECRO is one of the world's leading developers and manufacturers of inductive and capacitive technology with customers in Europe, North and Latin America, Asia, Africa, and the Middle East. The organization operates in compliance with the strict rules and directives of ISO 9001:2008.

Our headquarters, situated in a modern 2000 m² facility in the vicinity of Hanover, Germany, is home to our Financial and Sales, Research and Development, Customer Support, and Shipping departments. Customers benefit from the synergistic nature of our organization: XECRO produces in Germany and in cooperation with selected strategic production facilities within the European Union.

Dynamic research and development

Research and Development are the heart of the company. Due to the expertise we have gained from many years of implementing individual solutions, we are able to adapt our products to meet almost any customer need.

If special housings are required, then we design them in 3D. XECRO has rapid prototyping for any shape and can provide IGES or STEP files in advance to check that the planned integration will be possible.

All XECRO products are built to the highest accuracy and are fully tested after production. The **CE** marking on the products shows the conformity to EU and EN standards and directives.

Technikorientiertes Denken

XECRO ist ein unabhängiges Unternehmen mit mehr als 20 Jahren Erfahrung in der Sensorindustrie. XECRO entwickelt, produziert und vertreibt Industriesensoren und allgemeine Industrieelektronik weltweit.

Mit den Jahren hat XECRO seine Produktreihen dahingehend erweitert, dass sie heute zu einer der vollständigsten und leistungsfähigsten in der Automatisierungstechnik zählt.

XECROs Innovation und der hohe Stand seiner Technologie ermöglichen, die dünnsten und kürzesten Sensoren, Sensoren mit vierfachem Normschaltabstand, hochdruck- und hitzefesten Sensoren, sowie Sensoren mit außergewöhnlich widerstandsfähigen Vollmetallgehäusen zu produzieren.

Weltweite Organisation

XECRO ist einer der führenden Anbieter induktiver und kapazitiver Technologie und beliefert Kunden in Europa, Nord- und Lateinamerika, Asien, Afrika und dem Nahen Osten. Die Organisation arbeitet in Übereinstimmung mit den strengen Vorgaben der ISO 9001:2008.

Unser Hauptsitz nahe Hannover repräsentiert das Zentrum unseres Handelns. Finanzen und Vertrieb, Forschung und Entwicklung, Kundendienst und Versand befinden sich in einem modernen Gebäude mit 2000 m². Kunden profitieren von unserer synergetischen Organisation. XECRO stellt in Deutschland her und in enger Zusammenarbeit mit strategisch ausgewählten Produktionsstätten innerhalb der Europäischen Union.

Engagierte Forschung und Entwicklung

Forschung und Entwicklung bilden den Schwerpunkt des Unternehmens. Auf Grund in Jahren gewonnener Erfahrungen bei der Implementierung individueller Lösungen sind wir in der Lage, unsere Produkte auf nahezu alle Anforderungen unserer Kunden anzupassen.

Wenn besondere Gehäuse erforderlich sind, dann entwerfen wir diese in 3D. XECRO verfügt über *Rapid Prototyping* für jede Form und kann bereits im Vorfeld IGES- oder STEP-Dateien zur Verfügung stellen, um eine spätere Integration sicherzustellen.

Alle Produkte von XECRO werden mit der höchsten Präzision hergestellt und anschließend vollständig getestet. Die Übereinstimmung der Produkte mit EU- und EN-Standards dokumentiert die **CE**-Kennzeichnung auf allen Produkten.


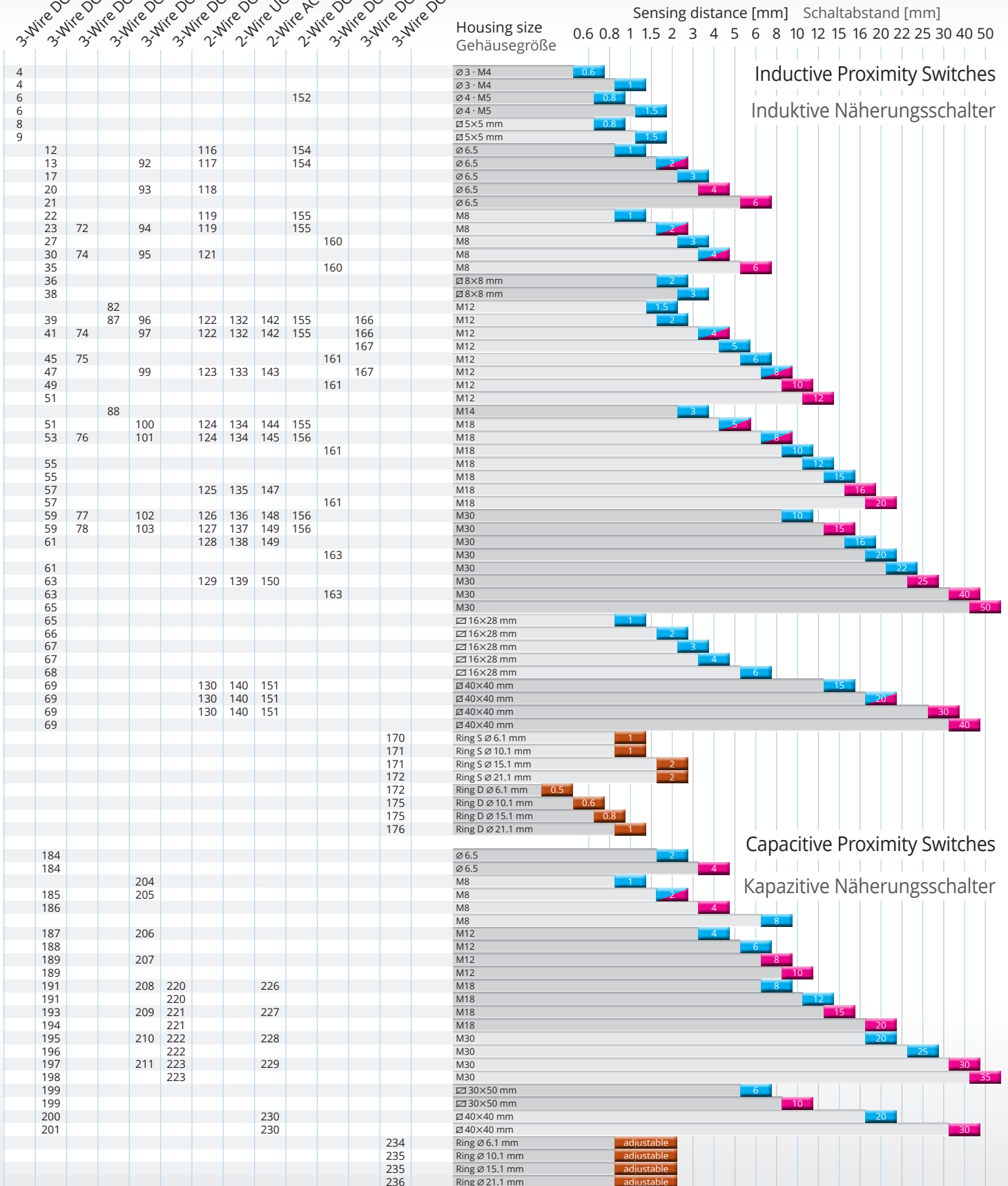


Table of contents
Inhaltsverzeichnis

flush	bündig
non-flush	nicht bündig
flush and non-flush	bündig und nicht bündig
ring sensor resolution	Ringsensorauflösung

3-Wire DC Miniature
3-Wire DC
3-Wire DC Metal Face
3-Wire DC High Pressure Proof
3-Wire DC High Temperature Resistant
2-Wire DC
2-Wire UC
2-Wire AC
3-Wire DC NAMUR Intrinsically Safe
3-Wire DC Analog Output
3-Wire DC Fe/Non-Fe Detection



Benefits:

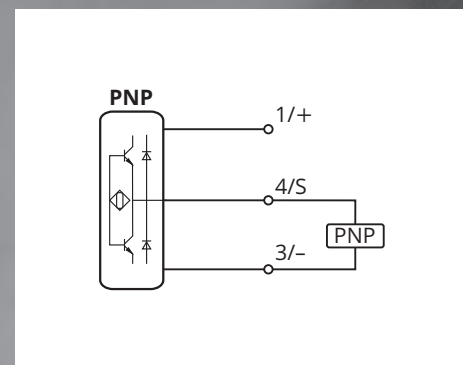
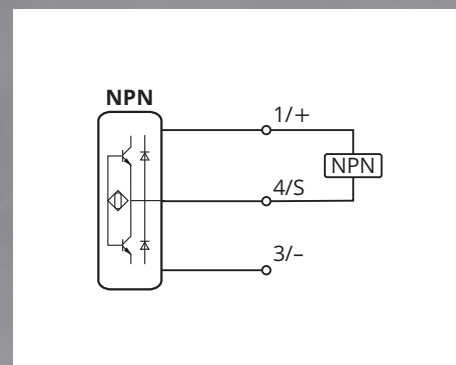
- ▶ Fully embedded amplifier
- ▶ Very short housings also in the Advanced Sensing Range Class
- ▶ Stainless steel housings, potted with epoxy and fiber-glass reinforced substrates or PCBs for maximum long-term stability
- ▶ Operating temperature range $-25...+75\text{ }^{\circ}\text{C}$ ($-13...+167\text{ }^{\circ}\text{F}$)

Vorteile:

- ▶ Vollständig integrierter Verstärker
- ▶ Sehr kurze Bauformen ebenfalls in der Hochleistungs-Schaltabstandklasse
- ▶ Edelstahlgehäuse, Epoxidverguss und glasfaserverstärkte Substrate oder Leiterplatten für maximale Langzeitstabilität
- ▶ Betriebstemperaturbereich $-25...+75\text{ }^{\circ}\text{C}$ ($-13...+167\text{ }^{\circ}\text{F}$)

Data sheets are available on <http://xecro.com>.

Datenblätter sind auf <http://xecro.com> verfügbar.



All devices of this section may not be used if the safety of persons rely on their faultless function!

Alle Geräte dieses Abschnittes dürfen nicht verwendet werden, wenn die Sicherheit von Personen von deren fehlerlosen Funktion abhängt!



Inductive Sensors 3-Wire DC Miniature

Engineers are often faced with a particular need for sensors that fit into tight spaces. The XECRO inductive Miniature Series comprises sensors

- ▶ with built-in amplifier
- ▶ which range in size from Ø3 mm to M5
- ▶ including cuboid sensors with 5×5 mm² cross section.

The Inductive Miniature Series is guaranteed to be manufactured

- ▶ with built-in LED switching indicators,
- ▶ short-circuit-proof output drivers, and
- ▶ reverse polarity protection.

Konstrukteure benötigen häufig Sensoren für enge Einbauorte. XECROs induktive Miniatur-Baureihe bietet Sensoren

- ▶ mit integriertem Verstärker
- ▶ im Bereich von Ø3 mm bis M5
- ▶ sowie quaderförmige Sensoren mit 5×5 mm² Querschnitt.

Alle Geräte der induktiven Miniatur-Baureihe werden mit

- ▶ eingebauter LED-Schaltanzeige,
- ▶ kurzschlussfesten Ausgangstreibern und
- ▶ Verpolungsschutz gefertigt.

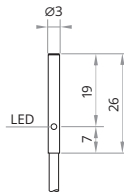
Inductive Proximity Switch 3-Wire DC Miniature

Induktive Näherungsschalter 3-Leiter DC Miniatur

flush
bündig
Ø 3 mm | 0.6 mm



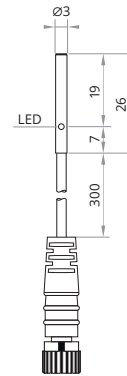
standard
Standard



flush
bündig
Ø 3 mm | 0.6 mm



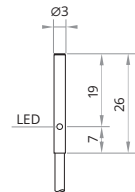
standard
Standard



flush
bündig
Ø 3 mm | 1.0 mm



increased
erhöht



Sensing distance S_n	Schaltabstand S_n	0.6 mm		0.6 mm		1.0 mm	
Operating voltage	Betriebsspannung	10...30 V _{DC}		10...30 V _{DC}		10...30 V _{DC}	
Reverse polarity protection	Verpolungsschutz	built-in	integriert	built-in	integriert	built-in	integriert
Current consumption	Stromverbrauch	<8 mA		<8 mA		<8 mA	
Current load capability	Ausgangsbelastbarkeit	200 mA		200 mA		200 mA	
Short circuit protection	Kurzschlusschutz	built-in	integriert	built-in	integriert	built-in	integriert
Voltage drop	Spannungsabfall	<1.5 V @ 200 mA		<1.5 V @ 200 mA		<1.5 V @ 200 mA	
Switching frequency	Schaltfrequenz	2000 Hz		2000 Hz		2000 Hz	
Reduction factors	Reduktionsfaktoren	Alu 0.45 · Brs 0.50 · SS 0.85		Alu 0.45 · Brs 0.50 · SS 0.85		Alu 0.45 · Brs 0.50 · SS 0.85	
Operating temperature	Betriebstemperatur	-25...+75 °C		-25...+75 °C		-25...+75 °C	
Protection class	Schutzklasse	IP67		IP67		IP67	
Sensing face material	Sensorflächenwerkstoff	POM		POM		POM	
Housing material	Gehäusewerkstoff	SS304	V2A	SS304	V2A	SS304	V2A
Switching indicator	Schaltanzeige	built-in	integriert	built-in	integriert	built-in	integriert
Connection	Anschluss	PUR, ultra-flex		PUR, 300 mm, M8		PUR, ultra-flex	
Article code PNP, NO	┘	IPSD3-S06PO26-A2U		IPSD3-S06PO26-3U8		IPSD3-S1PO26-A2U	
Article code PNP, NC	┘	IPSD3-S06PC26-A2U		IPSD3-S06PC26-3U8		IPSD3-S1PC26-A2U	
Article code NPN, NO	┘	IPSD3-S06NO26-A2U		IPSD3-S06NO26-3U8		IPSD3-S1NO26-A2U	
Article code NPN, NC	┘	IPSD3-S06NC26-A2U		IPSD3-S06NC26-3U8		IPSD3-S1NC26-A2U	

flush
bündig
Ø 3 mm | 1.0 mm



flush
bündig
M4×0.5 | 0.6 mm



flush
bündig
M4×0.5 | 0.6 mm



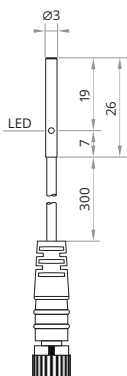
flush
bündig
M4×0.5 | 1.0 mm



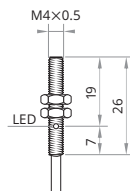
flush
bündig
M4×0.5 | 1.0 mm



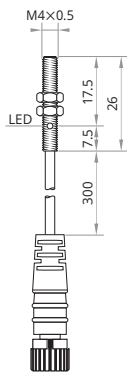
increased
erhöht



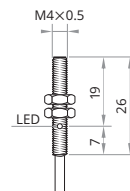
standard
Standard



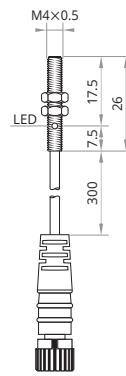
standard
Standard



increased
erhöht



increased
erhöht



1.0 mm		0.6 mm		0.6 mm		1.0 mm		1.0 mm	
10...30 V _{DC}		10...30 V _{DC}		10...30 V _{DC}		10...30 V _{DC}		10...30 V _{DC}	
built-in	integriert	built-in	integriert	built-in	integriert	built-in	integriert	built-in	integriert
<8 mA		<8 mA		<8 mA		<8 mA		<8 mA	
200 mA		200 mA		200 mA		200 mA		200 mA	
built-in	integriert	built-in	integriert	built-in	integriert	built-in	integriert	built-in	integriert
<1.5 V @ 200 mA		<1.5 V @ 200 mA		<1.5 V @ 200 mA		<1.5 V @ 200 mA		<1.5 V @ 200 mA	
2000 Hz		2000 Hz		2000 Hz		2000 Hz		2000 Hz	
Alu 0.45 · Brs 0.50 · SS 0.85		Alu 0.45 · Brs 0.50 · SS 0.85		Alu 0.45 · Brs 0.50 · SS 0.85		Alu 0.45 · Brs 0.50 · SS 0.85		Alu 0.45 · Brs 0.50 · SS 0.85	
-25...+75 °C		-25...+75 °C		-25...+75 °C		-25...+75 °C		-25...+75 °C	
IP67		IP67		IP67		IP67		IP67	
POM		POM		POM		POM		POM	
SS304	V2A	SS304	V2A	SS304	V2A	SS304	V2A	SS304	V2A
built-in	integriert	built-in	integriert	built-in	integriert	built-in	integriert	built-in	integriert
PUR, 300 mm, M8		PUR, ultra-flex		PUR, 300 mm, M8		PUR, ultra-flex		PUR, 300 mm, M8	
IPSD3-S1PO26-3U8		IPS4-S06PO26-A2U		IPS4-S06PO26-3U8		IPS4-S1PO26-A2U		IPS4-S1PO26-3U8	
IPSD3-S1PC26-3U8		IPS4-S06PC26-A2U		IPS4-S06PC26-3U8		IPS4-S1PC26-A2U		IPS4-S1PC26-3U8	
IPSD3-S1NO26-3U8		IPS4-S06NO26-A2U		IPS4-S06NO26-3U8		IPS4-S1NO26-A2U		IPS4-S1NO26-3U8	
IPSD3-S1NC26-3U8		IPS4-S06NC26-A2U		IPS4-S06NC26-3U8		IPS4-S1NC26-A2U		IPS4-S1NC26-3U8	

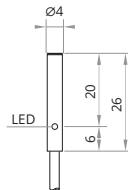
Inductive Proximity Switch 3-Wire DC Miniature

Induktive Näherungsschalter 3-Leiter DC Miniatur

flush
bündig
Ø 4 mm | 0.8 mm



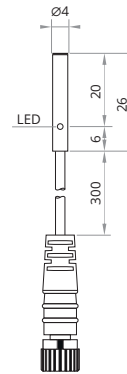
standard
Standard



flush
bündig
Ø 4 mm | 0.8 mm



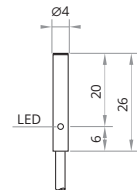
standard
Standard



flush
bündig
Ø 4 mm | 1.5 mm



increased
erhöht



Sensing distance S_n	Schaltabstand S_n	0.8 mm		0.8 mm		1.5 mm	
Operating voltage	Betriebsspannung	10...30 V _{DC}		10...30 V _{DC}		10...30 V _{DC}	
Reverse polarity protection	Verpolungsschutz	built-in	integriert	built-in	integriert	built-in	integriert
Current consumption	Stromverbrauch	<8 mA		<8 mA		<8 mA	
Current load capability	Ausgangsbelastbarkeit	200 mA		200 mA		200 mA	
Short circuit protection	Kurzschlussschutz	built-in	integriert	built-in	integriert	built-in	integriert
Voltage drop	Spannungsabfall	<1.5 V @ 200 mA		<1.5 V @ 200 mA		<1.5 V @ 200 mA	
Switching frequency	Schaltfrequenz	2000 Hz		2000 Hz		2000 Hz	
Reduction factors	Reduktionsfaktoren	Alu 0.45 · Brs 0.50 · SS 0.85		Alu 0.45 · Brs 0.50 · SS 0.85		Alu 0.45 · Brs 0.50 · SS 0.85	
Operating temperature	Betriebstemperatur	-25...+75 °C		-25...+75 °C		-25...+75 °C	
Protection class	Schutzklasse	IP67		IP67		IP67	
Sensing face material	Sensorflächenwerkstoff	POM		POM		POM	
Housing material	Gehäusewerkstoff	SS304	V2A	SS304	V2A	SS304	V2A
Switching indicator	Schaltanzeige	built-in	integriert	built-in	integriert	built-in	integriert
Connection	Anschluss	PUR, ultra-flex		PUR, 300 mm, M8		PUR, ultra-flex	
Article code PNP, NO	┌—	IPSD4-S08PO26-A2U		IPSD4-S08PO26-3U8		IPSD4-S1.5PO26-A2U	
Article code PNP, NC	└—	IPSD4-S08PC26-A2U		IPSD4-S08PC26-3U8		IPSD4-S1.5PC26-A2U	
Article code NPN, NO	┌—	IPSD4-S08NO26-A2U		IPSD4-S08NO26-3U8		IPSD4-S1.5NO26-A2U	
Article code NPN, NC	└—	IPSD4-S08NC26-A2U		IPSD4-S08NC26-3U8		IPSD4-S1.5NC26-A2U	

flush
bündig
Ø 4 mm | 1.5 mm



flush
bündig
M5×0.5 | 0.8 mm



flush
bündig
M5×0.5 | 0.8 mm



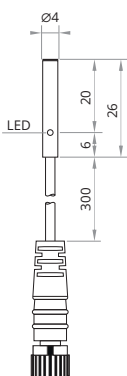
flush
bündig
M5×0.5 | 0.8 mm



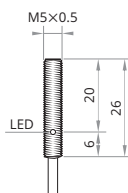
flush
bündig
M5×0.5 | 1.5 mm



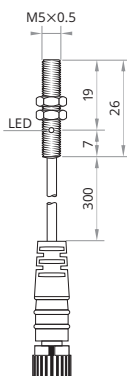
increased
erhöht



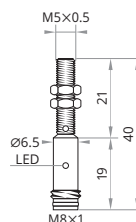
standard
Standard



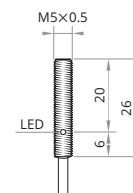
standard
Standard



standard
Standard



increased
erhöht



1.5 mm		0.8 mm		0.8 mm		0.8 mm		1.5 mm	
10...30 V _{DC}		10...30 V _{DC}		10...30 V _{DC}		10...30 V _{DC}		10...30 V _{DC}	
built-in	integriert	built-in	integriert	built-in	integriert	built-in	integriert	built-in	integriert
<8 mA		<8 mA		<8 mA		<8 mA		<8 mA	
200 mA		200 mA		200 mA		200 mA		200 mA	
built-in	integriert	built-in	integriert	built-in	integriert	built-in	integriert	built-in	integriert
<1.5 V @ 200 mA		<1.5 V @ 200 mA		<1.5 V @ 200 mA		<1.5 V @ 200 mA		<1.5 V @ 200 mA	
2000 Hz		2000 Hz		2000 Hz		2000 Hz		2000 Hz	
Alu 0.45 · Brs 0.50 · SS 0.85		Alu 0.45 · Brs 0.50 · SS 0.85		Alu 0.45 · Brs 0.50 · SS 0.85		Alu 0.45 · Brs 0.50 · SS 0.85		Alu 0.45 · Brs 0.50 · SS 0.85	
-25...+75 °C		-25...+75 °C		-25...+75 °C		-25...+75 °C		-25...+75 °C	
IP67		IP67		IP67		IP67		IP67	
POM		POM		POM		POM		POM	
SS304	V2A	SS304	V2A	SS304	V2A	SS304	V2A	SS304	V2A
built-in	integriert	built-in	integriert	built-in	integriert	built-in	integriert	built-in	integriert
PUR, 300 mm, M8		PUR, ultra-flex		PUR, 300 mm, M8		PUR, 300 mm, M8		PUR, ultra-flex	
IPSD4-S1.5PO26-3U8		IPS5-S08PO26-A2U		IPS5-S08PO26-3U8		IPS5-S08PO40-A8		IPS5-S1.5PO26-A2U	
IPSD4-S1.5PC26-3U8		IPS5-S08PC26-A2U		IPS5-S08PC26-3U8		IPS5-S08PC40-A8		IPS5-S1.5PC26-A2U	
IPSD4-S1.5NO26-3U8		IPS5-S08NO26-A2U		IPS5-S08NO26-3U8		IPS5-S08NO40-A8		IPS5-S1.5NO26-A2U	
IPSD4-S1.5NC26-3U8		IPS5-S08NC26-A2U		IPS5-S08NC26-3U8		IPS5-S08NC40-A8		IPS5-S1.5NC26-A2U	

Inductive Proximity Switch 3-Wire DC Miniature

Induktive Näherungsschalter 3-Leiter DC Miniatur

flush
bündig
M5×0.5 | 1.5 mm



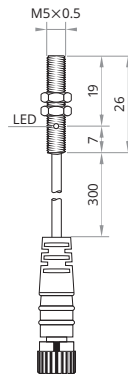
flush
bündig
M5×0.5 | 1.5 mm



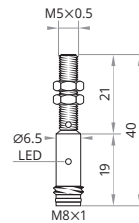
flush
bündig
5×5 mm | 0.8 mm



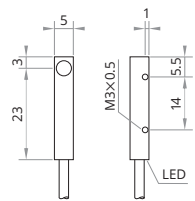
increased
erhöht



increased
erhöht



standard
Standard



Sensing distance S_n	Schaltabstand S_n	1.5 mm		1.5 mm		0.8 mm	
Operating voltage	Betriebsspannung	10...30 V _{DC}		10...30 V _{DC}		10...30 V _{DC}	
Reverse polarity protection	Verpolungsschutz	built-in	integriert	built-in	integriert	built-in	integriert
Current consumption	Stromverbrauch	<8 mA		<8 mA		<8 mA	
Current load capability	Ausgangsbelastbarkeit	200 mA		200 mA		200 mA	
Short circuit protection	Kurzschlusschutz	built-in	integriert	built-in	integriert	built-in	integriert
Voltage drop	Spannungsabfall	<1.5 V @ 200 mA		<1.5 V @ 200 mA		<1.5 V @ 200 mA	
Switching frequency	Schaltfrequenz	2000 Hz		2000 Hz		2000 Hz	
Reduction factors	Reduktionsfaktoren	Alu 0.45 · Brs 0.50 · SS 0.85		Alu 0.45 · Brs 0.50 · SS 0.85		Alu 0.45 · Brs 0.50 · SS 0.85	
Operating temperature	Betriebstemperatur	-25...+75 °C		-25...+75 °C		-25...+75 °C	
Protection class	Schutzklasse	IP67		IP67		IP67	
Sensing face material	Sensorflächenwerkstoff	POM		POM		POM	
Housing material	Gehäusewerkstoff	SS304	V2A	SS304	V2A	brass	Messing
Switching indicator	Schaltanzeige	built-in	integriert	built-in	integriert	built-in	integriert
Connection	Anschluss	PUR, 300 mm, M8		PUR, 300 mm, M8		PUR, ultra-flex	
Article code PNP, NO	└┐	IP55-S1.5PO26-3U8		IP55-S1.5PO40-A8		IP55-S08PO26-A2U	
Article code PNP, NC	└┘	IP55-S1.5PC26-3U8		IP55-S1.5PC40-A8		IP55-S08PC26-A2U	
Article code NPN, NO	└┐	IP55-S1.5NO26-3U8		IP55-S1.5NO40-A8		IP55-S08NO26-A2U	
Article code NPN, NC	└┘	IP55-S1.5NC26-3U8		IP55-S1.5NC40-A8		IP55-S08NC26-A2U	

flush
bündig
5×5 mm | 0.8 mm



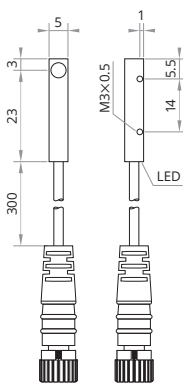
flush
bündig
5×5 mm | 1.5 mm



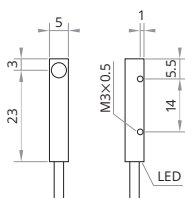
flush
bündig
5×5 mm | 1.5 mm



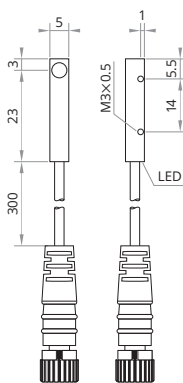
standard
Standard



increased
erhöht



increased
erhöht



0.8 mm

10...30 V_{DC}
built-in integriert
<8 mA
200 mA
built-in integriert
<1.5 V @ 200 mA
2000 Hz
Alu 0.45 · Brs 0.50 · SS 0.85
-25...+75 °C
IP67
POM
brass Messing
built-in integriert
PUR, 300 mm, M8
IPS55-S08PO26-3U8
IPS55-S08PC26-3U8
IPS55-S08NO26-3U8
IPS55-S08NC26-3U8

1.5 mm

10...30 V_{DC}
built-in integriert
<8 mA
200 mA
built-in integriert
<1.5 V @ 200 mA
2000 Hz
Alu 0.45 · Brs 0.50 · SS 0.85
-25...+75 °C
IP67
POM
brass Messing
built-in integriert
PUR, ultra-flex
IPS55-S1.5PO26-A2U
IPS55-S1.5PC26-A2U
IPS55-S1.5NO26-A2U
IPS55-S1.5NC26-A2U

1.5 mm

10...30 V_{DC}
built-in integriert
<8 mA
200 mA
built-in integriert
<1.5 V @ 200 mA
2000 Hz
Alu 0.45 · Brs 0.50 · SS 0.85
-25...+75 °C
IP67
POM
brass Messing
built-in integriert
PUR, 300 mm, M8
IPS55-S1.5PO26-3U8
IPS55-S1.5PC26-3U8
IPS55-S1.5NO26-3U8
IPS55-S1.5NC26-3U8

Benefits:

- ▶ Best-in-class sensing distances, e.g.
M8, semi-flush, 4 mm
M12, semi-flush, 8 mm
M18, semi-flush, 15 mm
M30, non-flush, 50 mm
- ▶ Short housings, e.g.
M8, semi-flush, 4 mm, 18 mm short
M12, semi-flush, 6 mm, 22 mm short

Vorteile:

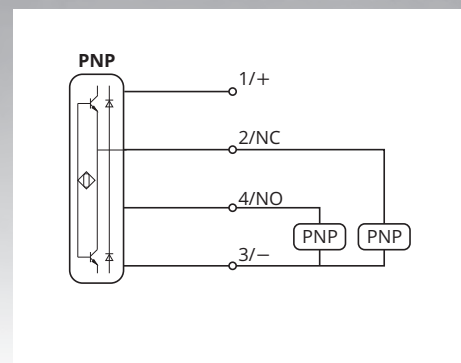
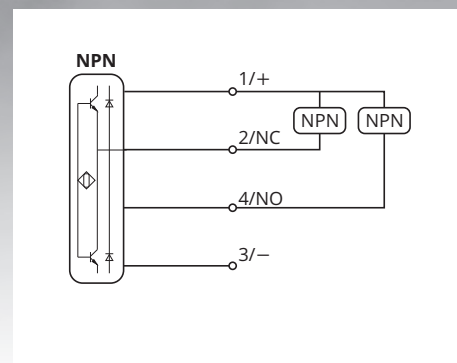
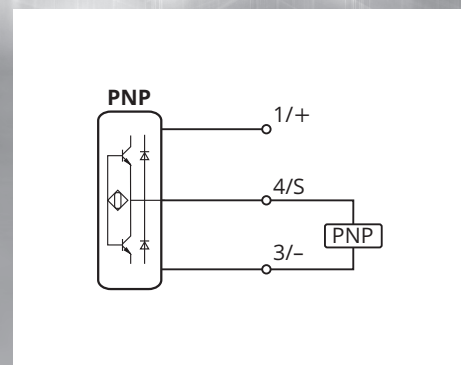
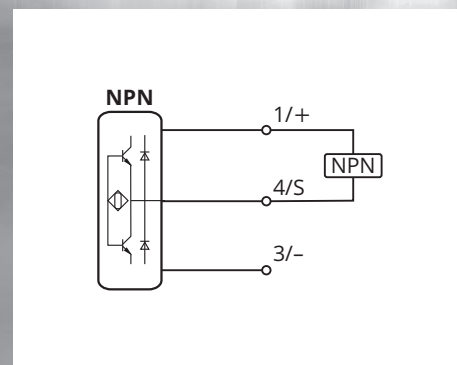
- ▶ Höchste Schaltabstände ihrer Klasse, bspw.
M8, quasi-bündig, 4 mm
M12, quasi-bündig, 8 mm
M18, quasi-bündig, 15 mm
M30, nicht bündig, 50 mm
- ▶ Kurze Bauformen, bspw.
M8, quasi-bündig, 4 mm, 18 mm kurz
M12, quasi-bündig, 6 mm, 22 mm kurz

Data sheets are available on
<http://xecro.com>.


Datenblätter sind auf
<http://xecro.com> verfügbar.

All devices of this section may
not be used if the safety of
persons rely on their faultless
function!

Alle Geräte dieses Abschnittes
dürfen nicht verwendet werden,
wenn die Sicherheit von
Personen von deren fehlerlosen
Funktion abhängt!



Inductive Sensors 3-Wire DC



Standard Class

The XECRO Standard Sensing Range Class covers all common industry diameters including cuboid with 5x5 mm² and 8x8 mm² cross section respectively. The Standard Class of sensors represents the basic sensing distances of each size. The inductive sensors in the Standard Class are the perfect choice for cost-sensitive applications where longer sensing distances are not required. Even the Standard Class sensors, which are rated to be used between -25...+75 °C (-13...+167 °F) come with a protection class of IP67 and are ideal for general purpose applications.

Standard-Klasse

Die Standard-Schaltabstandklasse von XECRO deckt alle üblichen Durchmesser einschließlich quaderförmige mit 5x5 mm² und 8x8 mm² Querschnitt ab und stellt die Basis-Schaltabstände einer jeden Abmessung dar. Die induktiven Sensoren der Standard-Klasse sind die erste Wahl bei preisempfindlichen Anwendungen, bei denen hohe Schaltabstände sich nicht lohnen. Auch wenn sie die Grundlage bilden, sind alle Sensoren für den Einsatz bei -25...+75 °C (-13...+167 °F) spezifiziert und mit einer Schutzart IP67 ideal für allgemeine Anwendungen.

Increased Class - Extended Class

If mechanical conditions require longer sensing distances, then the Increased and Extended Sensing Range Class offer up to triple sensing distances than the Standard Sensing Range Class. And thus, the available safe distance to the electronics is extended reducing the risk of mechanical damage of the sensors. The electronic circuits for these classes fit into the same housing with the same dimensions as those of the Standard Class.

Erhöht-Klasse · Erweitert-Klasse

Wenn mechanische Bedingungen höhere Schaltabstände erfordern, dann bieten die Schaltabstandsklassen Erhöht oder Erweitert bis zu dreifachen Schaltabstände als die Standard-Schaltabstandklasse. Dadurch erhöht sich der zur verfügbare Sicherheitsabstand zur Elektronik, was die Gefahr mechanischer Beschädigung des Sensors mindert. Schaltungen aus diesen Klasse werden in den gleichgroßen Gehäusen wie in der Standard-Klasse verbaut.

Advanced Class

In some environments, extremely large sensing distances are essential for proper operation. Sensors from the outstanding Advanced Class offer the absolute best sensing distances of their type. XECRO builds semi-flush sensors as e.g.

- ▶ M8 with 4mm sensing distance,
- ▶ M12 with 8mm sensing distance and
- ▶ M18 with 15mm sensing distance.

The non-flush sensors in M30 achieve 50 mm sensing distance which is 25% more than our best competitors do within the same housing diameter.

Hochleistung-Klasse

In einigen Umgebungen sind größte Schaltabstände für einen einwandfreien Betrieb entscheidend. Sensoren der herausragenden Hochleistung-Klasse bieten die absolut höchsten Schaltabstände ihrer Art. XECRO fertigt quasi-bündige Sensoren wie z. B.

- ▶ M8 mit 4 mm Schaltabstand,
- ▶ M12 mit 8 mm Schaltabstand und
- ▶ M18 mit 15 mm Schaltabstand.

Die nichtbündigen Sensoren M30 mit 50 mm Schaltabstand erreichen 25 % mehr als unsere besten Mitbewerber in der gleichen Bauform.

Inductive Proximity Switch 3-Wire DC

Induktive Näherungsschalter 3-Leiter DC

flush
bündig
Ø 6.5 mm | 1 mm



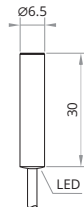
flush
bündig
Ø 6.5 mm | 1 mm



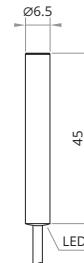
flush
bündig
Ø 6.5 mm | 1 mm



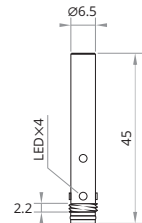
standard
Standard



standard
Standard



standard
Standard



Sensing distance S_n	Schaltabstand S_n	1 mm		1 mm		1 mm	
Operating voltage	Betriebsspannung	10...30 V _{DC}		10...30 V _{DC}		10...30 V _{DC}	
Reverse polarity protection	Verpolungsschutz	built-in	integriert	built-in	integriert	built-in	integriert
Current consumption	Stromverbrauch	<8 mA		<8 mA		<8 mA	
Current load capability	Ausgangsbelastbarkeit	200 mA		200 mA		200 mA	
Short circuit protection	Kurzschlusschutz	built-in	integriert	built-in	integriert	built-in	integriert
Voltage drop	Spannungsabfall	<1.5 V @ 200 mA		<1.5 V @ 200 mA		<1.5 V @ 200 mA	
Switching frequency	Schaltfrequenz	2000 Hz		2000 Hz		2000 Hz	
Reduction factors	Reduktionsfaktoren	Alu 0.45 · Brs 0.50 · SS 0.85		Alu 0.45 · Brs 0.50 · SS 0.85		Alu 0.45 · Brs 0.50 · SS 0.85	
Operating temperature	Betriebstemperatur	-25...+75 °C		-25...+75 °C		-25...+75 °C	
Protection class	Schutzklasse	IP67		IP67		IP67	
Sensing face material	Sensorflächenwerkstoff	POM		POM		POM	
Housing material	Gehäusewerkstoff	SS304	V2A	SS304	V2A	SS304	V2A
Switching indicator	Schaltanzeige	built-in	integriert	built-in	integriert	built-in	integriert
Connection	Anschluss	PVC, ultra-flex		PVC, ultra-flex		conn. M8	Stecker M8
Article code PNP, NO	┌—	IPSD6-S1PO30-A2P		IPSD6-S1PO45-A2P		IPSD6-S1PO45-A8	
Article code PNP, NC	└—	IPSD6-S1PC30-A2P		IPSD6-S1PC45-A2P		IPSD6-S1PC45-A8	
Article code PNP, NO+NC	┌—+└—						
Article code NPN, NO	┌—	IPSD6-S1NO30-A2P		IPSD6-S1NO45-A2P		IPSD6-S1NO45-A8	
Article code NPN, NC	└—	IPSD6-S1NC30-A2P		IPSD6-S1NC45-A2P		IPSD6-S1NC45-A8	
Article code NPN, NO+NC	┌—+└—						

flush
bündig
Ø 6.5 mm | 1 mm



flush
bündig
Ø 6.5 mm | 1 mm



non-flush
nicht bündig
Ø 6.5 mm | 2 mm



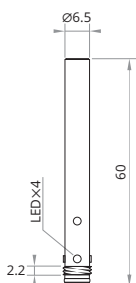
non-flush
nicht bündig
Ø 6.5 mm | 2 mm



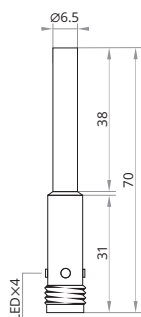
non-flush
nicht bündig
Ø 6.5 mm | 2 mm



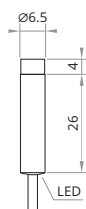
standard
Standard



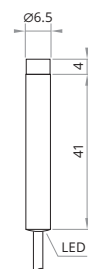
standard
Standard



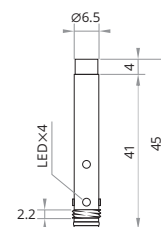
standard
Standard



standard
Standard



standard
Standard



1 mm		1 mm		2 mm		2 mm		2 mm	
10...30 V _{DC}		10...30 V _{DC}		10...30 V _{DC}		10...30 V _{DC}		10...30 V _{DC}	
built-in	integriert	built-in	integriert	built-in	integriert	built-in	integriert	built-in	integriert
<8 mA		<8 mA		<8 mA		<8 mA		<8 mA	
200 mA		200 mA		200 mA		200 mA		200 mA	
built-in	integriert	built-in	integriert	built-in	integriert	built-in	integriert	built-in	integriert
<1.5 V @ 200 mA		<1.5 V @ 200 mA		<1.5 V @ 200 mA		<1.5 V @ 200 mA		<1.5 V @ 200 mA	
2000 Hz		2000 Hz		2000 Hz		2000 Hz		2000 Hz	
Alu 0.45 · Brs 0.50 · SS 0.85		Alu 0.45 · Brs 0.50 · SS 0.85		Alu 0.45 · Brs 0.50 · SS 0.85		Alu 0.45 · Brs 0.50 · SS 0.85		Alu 0.45 · Brs 0.50 · SS 0.85	
-25...+75 °C		-25...+75 °C		-25...+75 °C		-25...+75 °C		-25...+75 °C	
IP67		IP67		IP67		IP67		IP67	
POM		POM		POM		POM		POM	
SS304	V2A	SS304	V2A	SS304	V2A	SS304	V2A	SS304	V2A
built-in	integriert	built-in	integriert	built-in	integriert	built-in	integriert	built-in	integriert
conn. M8	Stecker M8	conn. M12	Stecker M12	PVC, ultra-flex		PVC, ultra-flex		conn. M8	Stecker M8
IPSD6-S1PO60-A8		IPSD6-S1PO70-A12		IPSD6-N2PO30-A2P		IPSD6-N2PO45-A2P		IPSD6-N2PO45-A8	
IPSD6-S1PC60-A8		IPSD6-S1PC70-A12		IPSD6-N2PC30-A2P		IPSD6-N2PC45-A2P		IPSD6-N2PC45-A8	
IPSD6-S1NO60-A8		IPSD6-S1NO70-A12		IPSD6-N2NO30-A2P		IPSD6-N2NO45-A2P		IPSD6-N2NO45-A8	
IPSD6-S1NC60-A8		IPSD6-S1NC70-A12		IPSD6-N2NC30-A2P		IPSD6-N2NC45-A2P		IPSD6-N2NC45-A8	

XECRO reserves the right to make minor changes without prior notification.
XECRO behält sich das Recht auf geringe Änderungen ohne Ankündigung vor.

Inductive Proximity Switch 3-Wire DC

Induktive Näherungsschalter 3-Leiter DC

non-flush
nicht bündig
Ø 6.5 mm | 2 mm



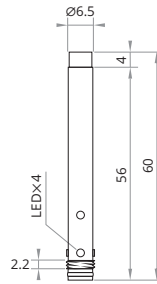
non-flush
nicht bündig
Ø 6.5 mm | 2 mm



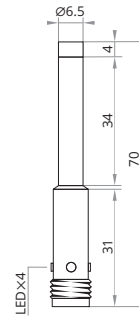
flush
bündig
Ø 6.5 mm | 2 mm



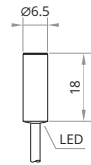
standard
Standard



standard
Standard



increased
erhöht



Sensing distance S_n	Schaltabstand S_n	2 mm		2 mm		2 mm	
Operating voltage	Betriebsspannung	10...30 V _{DC}		10...30 V _{DC}		10...30 V _{DC}	
Reverse polarity protection	Verpolungsschutz	built-in	integriert	built-in	integriert	built-in	integriert
Current consumption	Stromverbrauch	<8 mA		<8 mA		<8 mA	
Current load capability	Ausgangsbelastbarkeit	200 mA		200 mA		200 mA	
Short circuit protection	Kurzschlusschutz	built-in	integriert	built-in	integriert	built-in	integriert
Voltage drop	Spannungsabfall	<1.5 V @ 200 mA		<1.5 V @ 200 mA		<1.5 V @ 200 mA	
Switching frequency	Schaltfrequenz	2000 Hz		2000 Hz		2000 Hz	
Reduction factors	Reduktionsfaktoren	Alu 0.45 · Brs 0.50 · SS 0.85		Alu 0.45 · Brs 0.50 · SS 0.85		Alu 0.45 · Brs 0.50 · SS 0.85	
Operating temperature	Betriebstemperatur	-25...+75 °C		-25...+75 °C		-25...+75 °C	
Protection class	Schutzklasse	IP67		IP67		IP67	
Sensing face material	Sensorflächenwerkstoff	POM		POM		POM	
Housing material	Gehäusewerkstoff	SS304	V2A	SS304	V2A	SS304	V2A
Switching indicator	Schaltanzeige	built-in	integriert	built-in	integriert	built-in	integriert
Connection	Anschluss	conn. M8	Stecker M8	conn. M12	Stecker M12	PVC, ultra-flex	
Article code PNP, NO	┌─	IPSD6-N2PO60-A8		IPSD6-N2PO70-A12		IPSD6-S2PO18-A2P	
Article code PNP, NC	└─	IPSD6-N2PC60-A8		IPSD6-N2PC70-A12		IPSD6-S2PC18-A2P	
Article code PNP, NO+NC	┌─+ └─						
Article code NPN, NO	┌─	IPSD6-N2NO60-A8		IPSD6-N2NO70-A12		IPSD6-S2NO18-A2P	
Article code NPN, NC	└─	IPSD6-N2NC60-A8		IPSD6-N2NC70-A12		IPSD6-S2NC18-A2P	
Article code NPN, NO+NC	┌─+ └─						

flush
bündig
Ø 6.5 mm | 2 mm



flush
bündig
Ø 6.5 mm | 2 mm



flush
bündig
Ø 6.5 mm | 2 mm



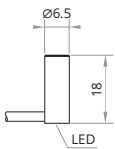
flush
bündig
Ø 6.5 mm | 2 mm



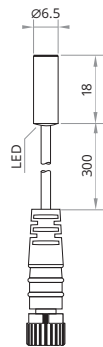
flush
bündig
Ø 6.5 mm | 2 mm



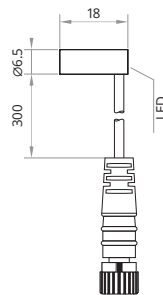
increased
erhöht



increased
erhöht



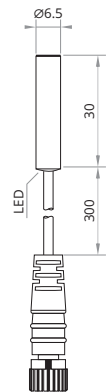
increased
erhöht



increased
erhöht



increased
erhöht



2 mm		2 mm		2 mm		2 mm		2 mm	
10...30 V _{DC}		10...30 V _{DC}		10...30 V _{DC}		10...30 V _{DC}		10...30 V _{DC}	
built-in	integriert	built-in	integriert	built-in	integriert	built-in	integriert	built-in	integriert
<8 mA		<8 mA		<8 mA		<8 mA		<8 mA	
200 mA		200 mA		200 mA		200 mA		200 mA	
built-in	integriert	built-in	integriert	built-in	integriert	built-in	integriert	built-in	integriert
<1.5 V @ 200 mA		<1.5 V @ 200 mA		<1.5 V @ 200 mA		<1.5 V @ 200 mA		<1.5 V @ 200 mA	
2000 Hz		2000 Hz		2000 Hz		2000 Hz		2000 Hz	
Alu 0.45 · Brs 0.50 · SS 0.85		Alu 0.45 · Brs 0.50 · SS 0.85		Alu 0.45 · Brs 0.50 · SS 0.85		Alu 0.45 · Brs 0.50 · SS 0.85		Alu 0.45 · Brs 0.50 · SS 0.85	
-25...+75 °C		-25...+75 °C		-25...+75 °C		-25...+75 °C		-25...+75 °C	
IP67		IP67		IP67		IP67		IP67	
POM		POM		POM		POM		POM	
SS304	V2A	SS304	V2A	SS304	V2A	SS304	V2A	SS304	V2A
built-in	integriert	built-in	integriert	built-in	integriert	built-in	integriert	built-in	integriert
PVC, ultra-flex		PUR, 300 mm, M8		PUR, 300 mm, M8		PVC, ultra-flex		PUR, 300 mm, M8	
IPSD6-S2PO18-RA2P		IPSD6-S2PO18-3U8		IPSD6-S2PO18-R3U8		IPSD6-S2PO30-A2P		IPSD6-S2PO30-3U8	
IPSD6-S2PC18-RA2P		IPSD6-S2PC18-3U8		IPSD6-S2PC18-R3U8		IPSD6-S2PC30-A2P		IPSD6-S2PC30-3U8	
IPSD6-S2NO18-RA2P		IPSD6-S2NO18-3U8		IPSD6-S2NO18-R3U8		IPSD6-S2NO30-A2P		IPSD6-S2NO30-3U8	
IPSD6-S2NC18-RA2P		IPSD6-S2NC18-3U8		IPSD6-S2NC18-R3U8		IPSD6-S2NC30-A2P		IPSD6-S2NC30-3U8	

Inductive Proximity Switch 3-Wire DC

Induktive Näherungsschalter 3-Leiter DC

flush
bündig
Ø 6.5 mm | 2 mm



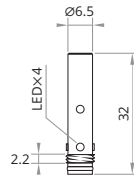
flush
bündig
Ø 6.5 mm | 2 mm



flush
bündig
Ø 6.5 mm | 2 mm



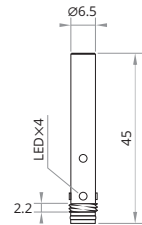
increased
erhöht



increased
erhöht



increased
erhöht



Sensing distance S_n	Schaltabstand S_n	2 mm		2 mm		2 mm	
Operating voltage	Betriebsspannung	10...30 V _{DC}		10...30 V _{DC}		10...30 V _{DC}	
Reverse polarity protection	Verpolungsschutz	built-in	integriert	built-in	integriert	built-in	integriert
Current consumption	Stromverbrauch	<8 mA		<8 mA		<8 mA	
Current load capability	Ausgangsbelastbarkeit	200 mA		200 mA		200 mA	
Short circuit protection	Kurzschlusschutz	built-in	integriert	built-in	integriert	built-in	integriert
Voltage drop	Spannungsabfall	<1.5 V @ 200 mA		<1.5 V @ 200 mA		<1.5 V @ 200 mA	
Switching frequency	Schaltfrequenz	2000 Hz		2000 Hz		2000 Hz	
Reduction factors	Reduktionsfaktoren	Alu 0.45 · Brs 0.50 · SS 0.85		Alu 0.45 · Brs 0.50 · SS 0.85		Alu 0.45 · Brs 0.50 · SS 0.85	
Operating temperature	Betriebstemperatur	-25...+75 °C		-25...+75 °C		-25...+75 °C	
Protection class	Schutzklasse	IP67		IP67		IP67	
Sensing face material	Sensorflächenwerkstoff	POM		POM		POM	
Housing material	Gehäusewerkstoff	SS304	V2A	SS304	V2A	SS304	V2A
Switching indicator	Schaltanzeige	built-in	integriert	built-in	integriert	built-in	integriert
Connection	Anschluss	conn. M8	Stecker M8	PVC, ultra-flex		conn. M8	Stecker M8
Article code PNP, NO	┌─	IPSD6-S2PO32-A8		IPSD6-S2PO45-A2P		IPSD6-S2PO45-A8	
Article code PNP, NC	└─	IPSD6-S2PC32-A8		IPSD6-S2PC45-A2P		IPSD6-S2PC45-A8	
Article code PNP, NO+NC	┌─+ └─						
Article code NPN, NO	┌─	IPSD6-S2NO32-A8		IPSD6-S2NO45-A2P		IPSD6-S2NO45-A8	
Article code NPN, NC	└─	IPSD6-S2NC32-A8		IPSD6-S2NC45-A2P		IPSD6-S2NC45-A8	
Article code NPN, NO+NC	┌─+ └─						

flush
bündig
Ø 6.5 mm | 2 mm



flush
bündig
Ø 6.5 mm | 2 mm



semi-flush
quasi-bündig
Ø 6.5 mm | 3 mm



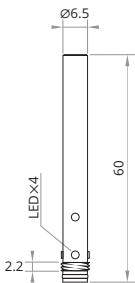
semi-flush
quasi-bündig
Ø 6.5 mm | 3 mm



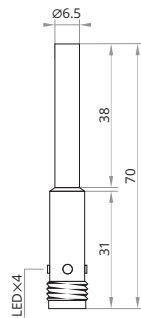
semi-flush
quasi-bündig
Ø 6.5 mm | 3 mm



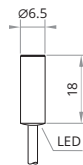
increased
erhöht



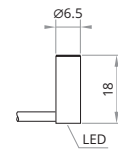
increased
erhöht



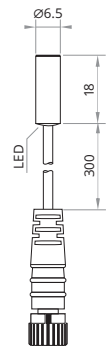
extended
erweitert



extended
erweitert



extended
erweitert



2 mm		2 mm		3 mm		3 mm		3 mm	
10...30 V _{DC}		10...30 V _{DC}		10...30 V _{DC}		10...30 V _{DC}		10...30 V _{DC}	
built-in	integriert	built-in	integriert	built-in	integriert	built-in	integriert	built-in	integriert
<8 mA		<8 mA		<8 mA		<8 mA		<8 mA	
200 mA		200 mA		200 mA		200 mA		200 mA	
built-in	integriert	built-in	integriert	built-in	integriert	built-in	integriert	built-in	integriert
<1.5 V @ 200 mA		<1.5 V @ 200 mA		<1.5 V @ 200 mA		<1.5 V @ 200 mA		<1.5 V @ 200 mA	
2000 Hz		2000 Hz		1000 Hz		1000 Hz		1000 Hz	
Alu 0.45 · Brs 0.50 · SS 0.85		Alu 0.45 · Brs 0.50 · SS 0.85		Alu 0.45 · Brs 0.50 · SS 0.85		Alu 0.45 · Brs 0.50 · SS 0.85		Alu 0.45 · Brs 0.50 · SS 0.85	
-25...+75 °C		-25...+75 °C		-25...+75 °C		-25...+75 °C		-25...+75 °C	
IP67		IP67		IP67		IP67		IP67	
POM		POM		POM		POM		POM	
SS304	V2A	SS304	V2A	SS304	V2A	SS304	V2A	SS304	V2A
built-in	integriert	built-in	integriert	built-in	integriert	built-in	integriert	built-in	integriert
conn. M8	Stecker M8	conn. M12	Stecker M12	PVC, ultra-flex		PVC, ultra-flex		PUR, 300 mm, M8	
IPSD6-S2PO60-A8		IPSD6-S2PO70-A12		IPSD6-S3PO18-A2P		IPSD6-S3PO18-RA2P		IPSD6-S3PO18-3U8	
IPSD6-S2PC60-A8		IPSD6-S2PC70-A12		IPSD6-S3PC18-A2P		IPSD6-S3PC18-RA2P		IPSD6-S3PC18-3U8	
IPSD6-S2NO60-A8		IPSD6-S2NO70-A12		IPSD6-S3NO18-A2P		IPSD6-S3NO18-RA2P		IPSD6-S3NO18-3U8	
IPSD6-S2NC60-A8		IPSD6-S2NC70-A12		IPSD6-S3NC18-A2P		IPSD6-S3NC18-RA2P		IPSD6-S3NC18-3U8	

Inductive Proximity Switch 3-Wire DC

Induktive Näherungsschalter 3-Leiter DC

semi-flush
quasi-bündig
Ø 6.5 mm | 3 mm



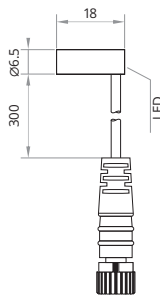
semi-flush
quasi-bündig
Ø 6.5 mm | 3 mm



semi-flush
quasi-bündig
Ø 6.5 mm | 3 mm



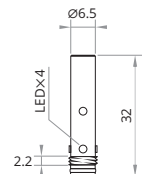
extended
erweitert



extended
erweitert



extended
erweitert



Sensing distance S_n	Schaltabstand S_n	3 mm		3 mm		3 mm	
Operating voltage	Betriebsspannung	10...30 V _{DC}		10...30 V _{DC}		10...30 V _{DC}	
Reverse polarity protection	Verpolungsschutz	built-in	integriert	built-in	integriert	built-in	integriert
Current consumption	Stromverbrauch	<8 mA		<8 mA		<8 mA	
Current load capability	Ausgangsbelastbarkeit	200 mA		200 mA		200 mA	
Short circuit protection	Kurzschlusschutz	built-in	integriert	built-in	integriert	built-in	integriert
Voltage drop	Spannungsabfall	<1.5 V @ 200 mA		<1.5 V @ 200 mA		<1.5 V @ 200 mA	
Switching frequency	Schaltfrequenz	1000 Hz		1000 Hz		1000 Hz	
Reduction factors	Reduktionsfaktoren	Alu 0.45 · Brs 0.50 · SS 0.85		Alu 0.45 · Brs 0.50 · SS 0.85		Alu 0.45 · Brs 0.50 · SS 0.85	
Operating temperature	Betriebstemperatur	-25...+75 °C		-25...+75 °C		-25...+75 °C	
Protection class	Schutzklasse	IP67		IP67		IP67	
Sensing face material	Sensorflächenwerkstoff	POM		POM		POM	
Housing material	Gehäusewerkstoff	SS304	V2A	SS304	V2A	SS304	V2A
Switching indicator	Schaltanzeige	built-in	integriert	built-in	integriert	built-in	integriert
Connection	Anschluss	PUR, 300 mm, M8		PVC, ultra-flex		conn. M8	Stecker M8
Article code PNP, NO	┌─	IPSD6-S3PO18-R3U8		IPSD6-S3PO30-A2P		IPSD6-S3PO32-A8	
Article code PNP, NC	└─	IPSD6-S3PC18-R3U8		IPSD6-S3PC30-A2P		IPSD6-S3PC32-A8	
Article code PNP, NO+NC	┌─+└─						
Article code NPN, NO	┌─	IPSD6-S3NO18-R3U8		IPSD6-S3NO30-A2P		IPSD6-S3NO32-A8	
Article code NPN, NC	└─	IPSD6-S3NC18-R3U8		IPSD6-S3NC30-A2P		IPSD6-S3NC32-A8	
Article code NPN, NO+NC	┌─+└─						

semi-flush
quasi-bündig
Ø 6.5 mm | 3 mm



semi-flush
quasi-bündig
Ø 6.5 mm | 3 mm



semi-flush
quasi-bündig
Ø 6.5 mm | 3 mm




semi-flush
quasi-bündig
Ø 6.5 mm | 3 mm



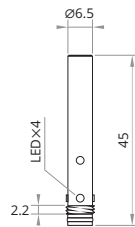
semi-flush
quasi-bündig
Ø 6.5 mm | 3 mm



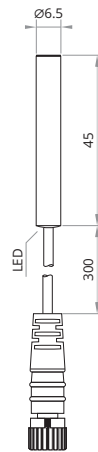
extended
erweitert



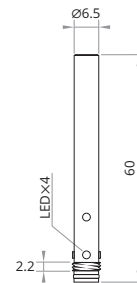
extended
erweitert



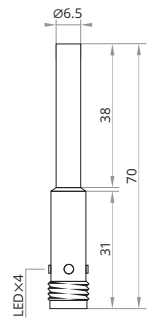
extended
erweitert



extended
erweitert



extended
erweitert



3 mm		3 mm		3 mm		3 mm		3 mm	
10...30 V _{DC}		10...30 V _{DC}		10...30 V _{DC}		10...30 V _{DC}		10...30 V _{DC}	
built-in	integriert	built-in	integriert	built-in	integriert	built-in	integriert	built-in	integriert
<8 mA		<8 mA		<8 mA		<8 mA		<8 mA	
200 mA		200 mA		200 mA		200 mA		200 mA	
built-in	integriert	built-in	integriert	built-in	integriert	built-in	integriert	built-in	integriert
<1.5 V @ 200 mA		<1.5 V @ 200 mA		<1.5 V @ 200 mA		<1.5 V @ 200 mA		<1.5 V @ 200 mA	
1000 Hz		1000 Hz		1000 Hz		1000 Hz		1000 Hz	
Alu 0.45 · Brs 0.50 · SS 0.85		Alu 0.45 · Brs 0.50 · SS 0.85		Alu 0.45 · Brs 0.50 · SS 0.85		Alu 0.45 · Brs 0.50 · SS 0.85		Alu 0.45 · Brs 0.50 · SS 0.85	
-25...+75 °C		-25...+75 °C		-25...+75 °C		-25...+75 °C		-25...+75 °C	
IP67		IP67		IP67		IP67		IP67	
POM		POM		POM		POM		POM	
SS304	V2A	SS304	V2A	SS304	V2A	SS304	V2A	SS304	V2A
built-in	integriert	built-in	integriert	built-in	integriert	built-in	integriert	built-in	integriert
PVC, ultra-flex		conn. M8	Stecker M8	PVC, ultra-flex		conn. M8	Stecker M8	conn. M12	Stecker M12
IPSD6-S3PO45-A2P		IPSD6-S3PO45-A8		IPSD6-S3PO45-3U8		IPSD6-S3PO60-A8		IPSD6-S3PO70-A12	
IPSD6-S3PC45-A2P		IPSD6-S3PC45-A8		IPSD6-S3PC45-3U8		IPSD6-S3PC60-A8		IPSD6-S3PC70-A12	
IPSD6-S3NO45-A2P		IPSD6-S3NO45-A8		IPSD6-S3NO45-3U8		IPSD6-S3NO60-A8		IPSD6-S3NO70-A12	
IPSD6-S3NC45-A2P		IPSD6-S3NC45-A8		IPSD6-S3NC45-3U8		IPSD6-S3NC60-A8		IPSD6-S3NC70-A12	

Inductive Proximity Switch 3-Wire DC

Induktive Näherungsschalter 3-Leiter DC

non-flush
nicht bündig
Ø 6.5 mm | 4 mm



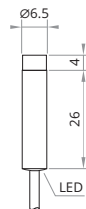
non-flush
nicht bündig
Ø 6.5 mm | 4 mm



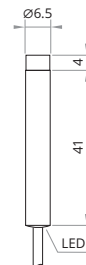
non-flush
nicht bündig
Ø 6.5 mm | 4 mm



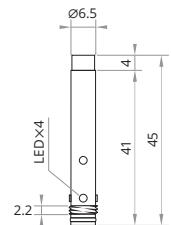
increased
erhöht



increased
erhöht



increased
erhöht



Sensing distance S_n	Schaltabstand S_n	4 mm		4 mm		4 mm	
Operating voltage	Betriebsspannung	10...30 V _{DC}		10...30 V _{DC}		10...30 V _{DC}	
Reverse polarity protection	Verpolungsschutz	built-in	integriert	built-in	integriert	built-in	integriert
Current consumption	Stromverbrauch	<8 mA		<8 mA		<8 mA	
Current load capability	Ausgangsbelastbarkeit	200 mA		200 mA		200 mA	
Short circuit protection	Kurzschlusschutz	built-in	integriert	built-in	integriert	built-in	integriert
Voltage drop	Spannungsabfall	<1.5 V @ 200 mA		<1.5 V @ 200 mA		<1.5 V @ 200 mA	
Switching frequency	Schaltfrequenz	1000 Hz		1000 Hz		1000 Hz	
Reduction factors	Reduktionsfaktoren	Alu 0.45 · Brs 0.50 · SS 0.85		Alu 0.45 · Brs 0.50 · SS 0.85		Alu 0.45 · Brs 0.50 · SS 0.85	
Operating temperature	Betriebstemperatur	-25...+75 °C		-25...+75 °C		-25...+75 °C	
Protection class	Schutzklasse	IP67		IP67		IP67	
Sensing face material	Sensorflächenwerkstoff	POM		POM		POM	
Housing material	Gehäusewerkstoff	SS304	V2A	SS304	V2A	SS304	V2A
Switching indicator	Schaltanzeige	built-in	integriert	built-in	integriert	built-in	integriert
Connection	Anschluss	PVC, ultra-flex		PVC, ultra-flex		conn. M8	Stecker M8
Article code PNP, NO	┌─	IPSD6-N4PO30-A2P		IPSD6-N4PO45-A2P		IPSD6-N4PO45-A8	
Article code PNP, NC	└─	IPSD6-N4PC30-A2P		IPSD6-N4PC45-A2P		IPSD6-N4PC45-A8	
Article code PNP, NO+NC	┌─+ └─						
Article code NPN, NO	┌─	IPSD6-N4NO30-A2P		IPSD6-N4NO45-A2P		IPSD6-N4NO45-A8	
Article code NPN, NC	└─	IPSD6-N4NC30-A2P		IPSD6-N4NC45-A2P		IPSD6-N4NC45-A8	
Article code NPN, NO+NC	┌─+ └─						

non-flush
nicht bündig
Ø 6.5 mm | 4 mm



non-flush
nicht bündig
Ø 6.5 mm | 4 mm



non-flush
nicht bündig
Ø 6.5 mm | 6 mm



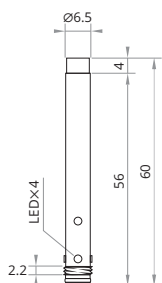
non-flush
nicht bündig
Ø 6.5 mm | 6 mm



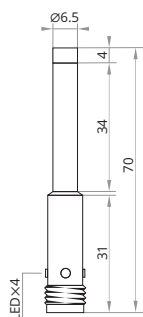
non-flush
nicht bündig
Ø 6.5 mm | 6 mm



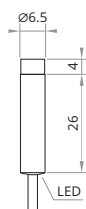
increased
erhöht



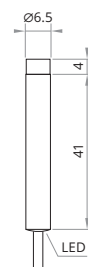
increased
erhöht



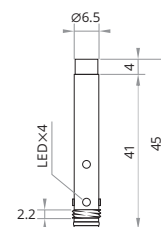
extended
erweitert



extended
erweitert



extended
erweitert



4 mm		4 mm		6 mm		6 mm		6 mm	
10...30 V _{DC}		10...30 V _{DC}		10...30 V _{DC}		10...30 V _{DC}		10...30 V _{DC}	
built-in	integriert	built-in	integriert	built-in	integriert	built-in	integriert	built-in	integriert
<8 mA		<8 mA		<8 mA		<8 mA		<8 mA	
200 mA		200 mA		200 mA		200 mA		200 mA	
built-in	integriert	built-in	integriert	built-in	integriert	built-in	integriert	built-in	integriert
<1.5 V @ 200 mA		<1.5 V @ 200 mA		<1.5 V @ 200 mA		<1.5 V @ 200 mA		<1.5 V @ 200 mA	
1000 Hz		1000 Hz		500 Hz		500 Hz		500 Hz	
Alu 0.45 · Brs 0.50 · SS 0.85		Alu 0.45 · Brs 0.50 · SS 0.85		Alu 0.45 · Brs 0.50 · SS 0.85		Alu 0.45 · Brs 0.50 · SS 0.85		Alu 0.45 · Brs 0.50 · SS 0.85	
-25...+75 °C		-25...+75 °C		-25...+75 °C		-25...+75 °C		-25...+75 °C	
IP67		IP67		IP67		IP67		IP67	
POM		POM		POM		POM		POM	
SS304	V2A	SS304	V2A	SS304	V2A	SS304	V2A	SS304	V2A
built-in	integriert	built-in	integriert	built-in	integriert	built-in	integriert	built-in	integriert
conn. M8	Stecker M8	conn. M12	Stecker M12	PVC, ultra-flex		PVC, ultra-flex		conn. M8	Stecker M8
IPSD6-N4PO60-A8		IPSD6-N4PO70-A12		IPSD6-N6PO30-A2P		IPSD6-N6PO45-A2P		IPSD6-N6PO45-A8	
IPSD6-N4PC60-A8		IPSD6-N4PC70-A12		IPSD6-N6PC30-A2P		IPSD6-N6PC45-A2P		IPSD6-N6PC45-A8	
IPSD6-N4NO60-A8		IPSD6-N4NO70-A12		IPSD6-N6NO30-A2P		IPSD6-N6NO45-A2P		IPSD6-N6NO45-A8	
IPSD6-N4NC60-A8		IPSD6-N4NC70-A12		IPSD6-N6NC30-A2P		IPSD6-N6NC45-A2P		IPSD6-N6NC45-A8	

XECRO reserves the right to make minor changes without prior notification.
XECRO behält sich das Recht auf geringe Änderungen ohne Ankündigung vor.

Inductive Proximity Switch 3-Wire DC

Induktive Näherungsschalter 3-Leiter DC

non-flush
nicht bündig
Ø 6.5 mm | 6 mm



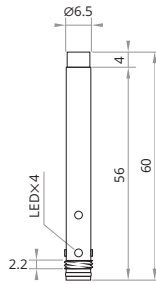
non-flush
nicht bündig
Ø 6.5 mm | 6 mm



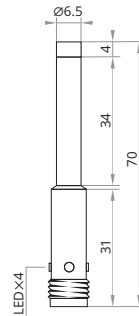
flush
bündig
M8x1 | 1 mm



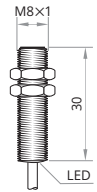
extended
erweitert



extended
erweitert



standard
Standard



Sensing distance S_n	Schaltabstand S_n	6 mm		6 mm		1 mm	
Operating voltage	Betriebsspannung	10...30 V _{DC}		10...30 V _{DC}		10...30 V _{DC}	
Reverse polarity protection	Verpolungsschutz	built-in	integriert	built-in	integriert	built-in	integriert
Current consumption	Stromverbrauch	<8 mA		<8 mA		<8 mA	
Current load capability	Ausgangsbelastbarkeit	200 mA		200 mA		200 mA	
Short circuit protection	Kurzschlusschutz	built-in	integriert	built-in	integriert	built-in	integriert
Voltage drop	Spannungsabfall	<1.5 V @ 200 mA		<1.5 V @ 200 mA		<1.5 V @ 200 mA	
Switching frequency	Schaltfrequenz	500 Hz		500 Hz		2000 Hz	
Reduction factors	Reduktionsfaktoren	Alu 0.45 · Brs 0.50 · SS 0.85		Alu 0.45 · Brs 0.50 · SS 0.85		Alu 0.45 · Brs 0.50 · SS 0.85	
Operating temperature	Betriebstemperatur	-25...+75 °C		-25...+75 °C		-25...+75 °C	
Protection class	Schutzklasse	IP67		IP67		IP67	
Sensing face material	Sensorflächenwerkstoff	POM		POM		POM	
Housing material	Gehäusewerkstoff	SS304	V2A	SS304	V2A	SS304	V2A
Switching indicator	Schaltanzeige	built-in	integriert	built-in	integriert	built-in	integriert
Connection	Anschluss	conn. M8	Stecker M8	conn. M12	Stecker M12	PVC, ultra-flex	
Article code PNP, NO	┌─	IPSD6-N6PO60-A8		IPSD6-N6PO70-A12		IPS8-S1PO30-A2P	
Article code PNP, NC	└─	IPSD6-N6PC60-A8		IPSD6-N6PC70-A12		IPS8-S1PC30-A2P	
Article code PNP, NO+NC	┌─+└─						
Article code NPN, NO	┌─	IPSD6-N6NO60-A8		IPSD6-N6NO70-A12		IPS8-S1NO30-A2P	
Article code NPN, NC	└─	IPSD6-N6NC60-A8		IPSD6-N6NC70-A12		IPS8-S1NC30-A2P	
Article code NPN, NO+NC	┌─+└─						

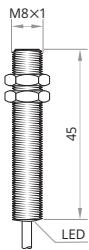
Mind O≠0, I≠I≠1, S≠5, B≠8.

O≠0, I≠I≠1, S≠5, B≠8 beachten.

flush
bündig
M8x1 | 1 mm



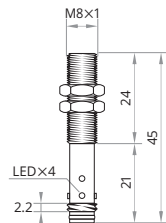
standard
Standard



flush
bündig
M8x1 | 1 mm



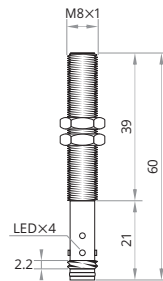
standard
Standard



flush
bündig
M8x1 | 1 mm



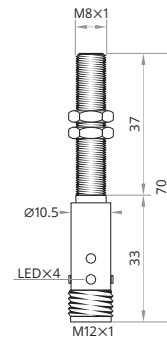
standard
Standard



flush
bündig
M8x1 | 1 mm



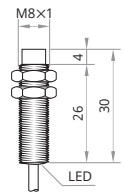
standard
Standard



non-flush
nicht bündig
M8x1 | 2 mm



standard
Standard



1 mm		1 mm		1 mm		1 mm		2 mm	
10...30 V _{DC}		10...30 V _{DC}		10...30 V _{DC}		10...30 V _{DC}		10...30 V _{DC}	
built-in	integriert	built-in	integriert	built-in	integriert	built-in	integriert	built-in	integriert
<8 mA		<8 mA		<8 mA		<8 mA		<8 mA	
200 mA		200 mA		200 mA		200 mA		200 mA	
built-in	integriert	built-in	integriert	built-in	integriert	built-in	integriert	built-in	integriert
<1.5 V @ 200 mA		<1.5 V @ 200 mA		<1.5 V @ 200 mA		<1.5 V @ 200 mA		<1.5 V @ 200 mA	
2000 Hz		2000 Hz		2000 Hz		2000 Hz		2000 Hz	
Alu 0.45 · Brs 0.50 · SS 0.85		Alu 0.45 · Brs 0.50 · SS 0.85		Alu 0.45 · Brs 0.50 · SS 0.85		Alu 0.45 · Brs 0.50 · SS 0.85		Alu 0.45 · Brs 0.50 · SS 0.85	
-25...+75 °C		-25...+75 °C		-25...+75 °C		-25...+75 °C		-25...+75 °C	
IP67		IP67		IP67		IP67		IP67	
POM		POM		POM		POM		POM	
SS304	V2A	SS304	V2A	SS304	V2A	SS304	V2A	SS304	V2A
built-in	integriert	built-in	integriert	built-in	integriert	built-in	integriert	built-in	integriert
PVC, ultra-flex		conn. M8	Stecker M8	conn. M8	Stecker M8	conn. M12	Stecker M12	PVC, ultra-flex	
IPS8-S1PO45-A2P		IPS8-S1PO45-A8		IPS8-S1PO60-A8		IPS8-S1PO70-A12		IPS8-N2PO30-A2P	
IPS8-S1PC45-A2P		IPS8-S1PC45-A8		IPS8-S1PC60-A8		IPS8-S1PC70-A12		IPS8-N2PC30-A2P	
IPS8-S1NO45-A2P		IPS8-S1NO45-A8		IPS8-S1NO60-A8		IPS8-S1NO70-A12		IPS8-N2NO30-A2P	
IPS8-S1NC45-A2P		IPS8-S1NC45-A8		IPS8-S1NC60-A8		IPS8-S1NC70-A12		IPS8-N2NC30-A2P	

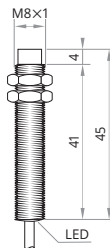
Inductive Proximity Switch 3-Wire DC

Induktive Näherungsschalter 3-Leiter DC

non-flush
nicht bündig
M8×1 | 2 mm



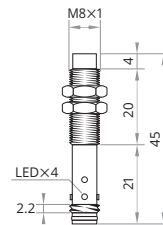
standard
Standard



non-flush
nicht bündig
M8×1 | 2 mm



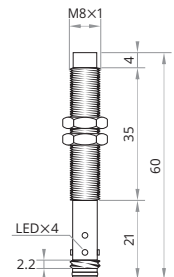
standard
Standard



non-flush
nicht bündig
M8×1 | 2 mm



standard
Standard



Sensing distance S_n	Schaltabstand S_n	2 mm		2 mm		2 mm	
Operating voltage	Betriebsspannung	10...30 V _{DC}		10...30 V _{DC}		10...30 V _{DC}	
Reverse polarity protection	Verpolungsschutz	built-in	integriert	built-in	integriert	built-in	integriert
Current consumption	Stromverbrauch	<8 mA		<8 mA		<8 mA	
Current load capability	Ausgangsbelastbarkeit	200 mA		200 mA		200 mA	
Short circuit protection	Kurzschlusschutz	built-in	integriert	built-in	integriert	built-in	integriert
Voltage drop	Spannungsabfall	<1.5 V @ 200 mA		<1.5 V @ 200 mA		<1.5 V @ 200 mA	
Switching frequency	Schaltfrequenz	2000 Hz		2000 Hz		2000 Hz	
Reduction factors	Reduktionsfaktoren	Alu 0.45 · Brs 0.50 · SS 0.85		Alu 0.45 · Brs 0.50 · SS 0.85		Alu 0.45 · Brs 0.50 · SS 0.85	
Operating temperature	Betriebstemperatur	-25...+75 °C		-25...+75 °C		-25...+75 °C	
Protection class	Schutzklasse	IP67		IP67		IP67	
Sensing face material	Sensorflächenwerkstoff	POM		POM		POM	
Housing material	Gehäusewerkstoff	SS304	V2A	SS304	V2A	SS304	V2A
Switching indicator	Schaltanzeige	built-in	integriert	built-in	integriert	built-in	integriert
Connection	Anschluss	PVC, ultra-flex		conn. M8	Stecker M8	conn. M8	Stecker M8
Article code PNP, NO	┌─	IPS8-N2PO45-A2P		IPS8-N2PO45-A8		IPS8-N2PO60-A8	
Article code PNP, NC	└─	IPS8-N2PC45-A2P		IPS8-N2PC45-A8		IPS8-N2PC60-A8	
Article code PNP, NO+NC	┌─+└─						
Article code NPN, NO	┌─	IPS8-N2NO45-A2P		IPS8-N2NO45-A8		IPS8-N2NO60-A8	
Article code NPN, NC	└─	IPS8-N2NC45-A2P		IPS8-N2NC45-A8		IPS8-N2NC60-A8	
Article code NPN, NO+NC	┌─+└─						

non-flush
nicht bündig
M8×1 | 2 mm



flush
bündig
M8×1 | 2 mm



flush
bündig
M8×1 | 2 mm



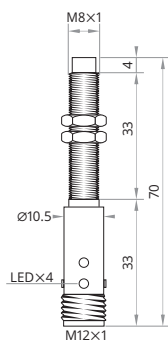
flush
bündig
M8×1 | 2 mm



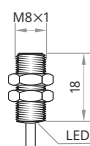
flush
bündig
M8×1 | 2 mm



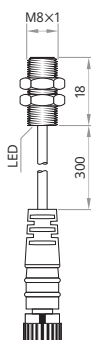
standard
Standard



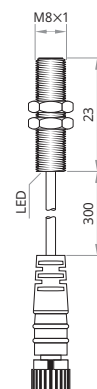
increased
erhöht



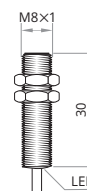
increased
erhöht



increased
erhöht



increased
erhöht



2 mm		2 mm		2 mm		2 mm		2 mm	
10...30 V _{DC}		10...30 V _{DC}		10...30 V _{DC}		10...30 V _{DC}		10...30 V _{DC}	
built-in	integriert	built-in	integriert	built-in	integriert	built-in	integriert	built-in	integriert
<8 mA		<8 mA		<8 mA		<8 mA		<8 mA	
200 mA		200 mA		200 mA		200 mA		200 mA	
built-in	integriert	built-in	integriert	built-in	integriert	built-in	integriert	built-in	integriert
<1.5 V @ 200 mA		<1.5 V @ 200 mA		<1.5 V @ 200 mA		<1.5 V @ 200 mA		<1.5 V @ 200 mA	
2000 Hz		2000 Hz		2000 Hz		2000 Hz		2000 Hz	
Alu 0.45 · Brs 0.50 · SS 0.85		Alu 0.45 · Brs 0.50 · SS 0.85		Alu 0.45 · Brs 0.50 · SS 0.85		Alu 0.45 · Brs 0.50 · SS 0.85		Alu 0.45 · Brs 0.50 · SS 0.85	
-25...+75 °C		-25...+75 °C		-25...+75 °C		-25...+75 °C		-25...+75 °C	
IP67		IP67		IP67		IP67		IP67	
POM		POM		POM		POM		POM	
SS304	V2A	SS304	V2A	SS304	V2A	SS304	V2A	SS304	V2A
built-in	integriert	built-in	integriert	built-in	integriert	built-in	integriert	built-in	integriert
conn. M12	Stecker M12	PVC, ultra-flex		PUR, 300 mm, M8		PUR, 300 mm, M8		PVC, ultra-flex	
IPS8-N2PO70-A12		IPS8-S2PO18-A2P		IPS8-S2PO18-3U8		IPS8-S2PO30-3U8		IPS8-S2PO30-A2P	
IPS8-N2PC70-A12		IPS8-S2PC18-A2P		IPS8-S2PC18-3U8		IPS8-S2PC30-3U8		IPS8-S2PC30-A2P	
IPS8-N2NO70-A12		IPS8-S2NO18-A2P		IPS8-S2NO18-3U8		IPS8-S2NO30-3U8		IPS8-S2NO30-A2P	
IPS8-N2NC70-A12		IPS8-S2NC18-A2P		IPS8-S2NC18-3U8		IPS8-S2NC30-3U8		IPS8-S2NC30-A2P	

Inductive Proximity Switch 3-Wire DC

Induktive Näherungsschalter 3-Leiter DC

flush
bündig
M8×1 | 2 mm



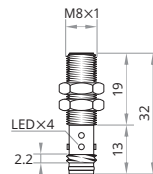
flush
bündig
M8×1 | 2 mm



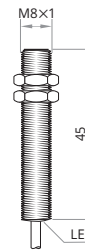
flush
bündig
M8×1 | 2 mm



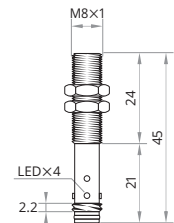
increased
erhöht



increased
erhöht



increased
erhöht



Sensing distance S_n	Schaltabstand S_n	2 mm		2 mm		2 mm	
Operating voltage	Betriebsspannung	10...30 V _{DC}		10...30 V _{DC}		10...30 V _{DC}	
Reverse polarity protection	Verpolungsschutz	built-in	integriert	built-in	integriert	built-in	integriert
Current consumption	Stromverbrauch	<8 mA		<8 mA		<8 mA	
Current load capability	Ausgangsbelastbarkeit	200 mA		200 mA		200 mA	
Short circuit protection	Kurzschlusschutz	built-in	integriert	built-in	integriert	built-in	integriert
Voltage drop	Spannungsabfall	<1.5 V @ 200 mA		<1.5 V @ 200 mA		<1.5 V @ 200 mA	
Switching frequency	Schaltfrequenz	2000 Hz		2000 Hz		2000 Hz	
Reduction factors	Reduktionsfaktoren	Alu 0.45 · Brs 0.50 · SS 0.85		Alu 0.45 · Brs 0.50 · SS 0.85		Alu 0.45 · Brs 0.50 · SS 0.85	
Operating temperature	Betriebstemperatur	-25...+75 °C		-25...+75 °C		-25...+75 °C	
Protection class	Schutzklasse	IP67		IP67		IP67	
Sensing face material	Sensorflächenwerkstoff	POM		POM		POM	
Housing material	Gehäusewerkstoff	SS304	V2A	SS304	V2A	SS304	V2A
Switching indicator	Schaltanzeige	built-in	integriert	built-in	integriert	built-in	integriert
Connection	Anschluss	conn. M8	Stecker M8	PVC, ultra-flex		conn. M8	Stecker M8
Article code PNP, NO	┌─	IPS8-S2PO32-A8		IPS8-S2PO45-A2P		IPS8-S2PO45-A8	
Article code PNP, NC	└─	IPS8-S2PC32-A8		IPS8-S2PC45-A2P		IPS8-S2PC45-A8	
Article code PNP, NO+NC	┌─+ └─						
Article code NPN, NO	┌─	IPS8-S2NO32-A8		IPS8-S2NO45-A2P		IPS8-S2NO45-A8	
Article code NPN, NC	└─	IPS8-S2NC32-A8		IPS8-S2NC45-A2P		IPS8-S2NC45-A8	
Article code NPN, NO+NC	┌─+ └─						

flush
bündig
M8x1 | 2 mm



flush
bündig
M8x1 | 2 mm



flush
bündig
M8x1 | 2 mm



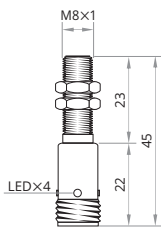
semi-flush
quasi-bündig
M8x1 | 3 mm



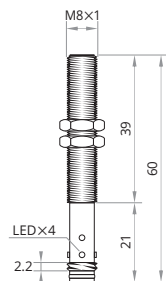
semi-flush
quasi-bündig
M8x1 | 3 mm



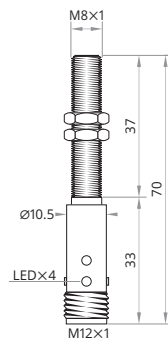
increased
erhöht



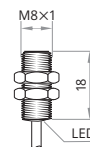
increased
erhöht



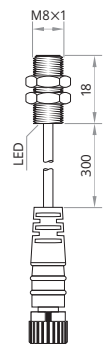
increased
erhöht



extended
erweitert



extended
erweitert



2 mm		2 mm		2 mm		3 mm		3 mm	
10...30 V _{DC}		10...30 V _{DC}		10...30 V _{DC}		10...30 V _{DC}		10...30 V _{DC}	
built-in	integriert	built-in	integriert	built-in	integriert	built-in	integriert	built-in	integriert
<8 mA		<8 mA		<8 mA		<8 mA		<8 mA	
200 mA		200 mA		200 mA		200 mA		200 mA	
built-in	integriert	built-in	integriert	built-in	integriert	built-in	integriert	built-in	integriert
<1.5 V @ 200 mA		<1.5 V @ 200 mA		<1.5 V @ 200 mA		<1.5 V @ 200 mA		<1.5 V @ 200 mA	
2000 Hz		2000 Hz		2000 Hz		1000 Hz		1000 Hz	
Alu 0.45 · Brs 0.50 · SS 0.85		Alu 0.45 · Brs 0.50 · SS 0.85		Alu 0.45 · Brs 0.50 · SS 0.85		Alu 0.45 · Brs 0.50 · SS 0.85		Alu 0.45 · Brs 0.50 · SS 0.85	
-25...+75 °C		-25...+75 °C		-25...+75 °C		-25...+75 °C		-25...+75 °C	
IP67		IP67		IP67		IP67		IP67	
POM		POM		POM		POM		POM	
SS304	V2A	SS304	V2A	SS304	V2A	SS304	V2A	SS304	V2A
built-in	integriert	built-in	integriert	built-in	integriert	built-in	integriert	built-in	integriert
conn. M12	Stecker M12	conn. M8	Stecker M8	conn. M12	Stecker M12	PVC, ultra-flex		PUR, 300 mm, M8	
IPS8-S2PO45-A12		IPS8-S2PO60-A8		IPS8-S2PO70-A12		IPS8-S3PO18-A2P		IPS8-S3PO18-3U8	
IPS8-S2PC45-A12		IPS8-S2PC60-A8		IPS8-S2PC70-A12		IPS8-S3PC18-A2P		IPS8-S3PC18-3U8	
		IPS8-S2PCO60-A8		IPS8-S2PCO70-A12					
IPS8-S2NO45-A12		IPS8-S2NO60-A8		IPS8-S2NO70-A12		IPS8-S3NO18-A2P		IPS8-S3NO18-3U8	
IPS8-S2NC45-A12		IPS8-S2NC60-A8		IPS8-S2NC70-A12		IPS8-S3NC18-A2P		IPS8-S3NC18-3U8	
		IPS8-S2NCO60-A8		IPS8-S2NCO70-A12					

XECRO reserves the right to make minor changes without prior notification.
XECRO behält sich das Recht auf geringe Änderungen ohne Ankündigung vor.

Inductive Proximity Switch 3-Wire DC

Induktive Näherungsschalter 3-Leiter DC

semi-flush
quasi-bündig
M8×1 | 3 mm



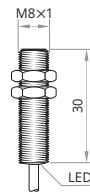
semi-flush
quasi-bündig
M8×1 | 3 mm



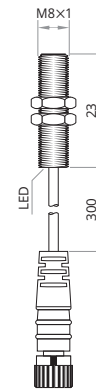
semi-flush
quasi-bündig
M8×1 | 3 mm



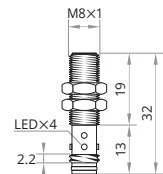
extended
erweitert



extended
erweitert



extended
erweitert



Sensing distance S_n	Schaltabstand S_n	3 mm		3 mm		3 mm	
Operating voltage	Betriebsspannung	10...30 V _{DC}		10...30 V _{DC}		10...30 V _{DC}	
Reverse polarity protection	Verpolungsschutz	built-in	integriert	built-in	integriert	built-in	integriert
Current consumption	Stromverbrauch	<8 mA		<8 mA		<8 mA	
Current load capability	Ausgangsbelastbarkeit	200 mA		200 mA		200 mA	
Short circuit protection	Kurzschlusschutz	built-in	integriert	built-in	integriert	built-in	integriert
Voltage drop	Spannungsabfall	<1.5 V @ 200 mA		<1.5 V @ 200 mA		<1.5 V @ 200 mA	
Switching frequency	Schaltfrequenz	1000 Hz		1000 Hz		1000 Hz	
Reduction factors	Reduktionsfaktoren	Alu 0.45 · Brs 0.50 · SS 0.85		Alu 0.45 · Brs 0.50 · SS 0.85		Alu 0.45 · Brs 0.50 · SS 0.85	
Operating temperature	Betriebstemperatur	-25...+75 °C		-25...+75 °C		-25...+75 °C	
Protection class	Schutzklasse	IP67		IP67		IP67	
Sensing face material	Sensorflächenwerkstoff	POM		POM		POM	
Housing material	Gehäusewerkstoff	SS304	V2A	SS304	V2A	SS304	V2A
Switching indicator	Schaltanzeige	built-in	integriert	built-in	integriert	built-in	integriert
Connection	Anschluss	PVC, ultra-flex		PVC, ultra-flex		conn. M8	Stecker M8
Article code PNP, NO	┌─	IPS8-S3PO30-A2P		IPS8-S3PO30-3U8		IPS8-S3PO32-A8	
Article code PNP, NC	└─	IPS8-S3PC30-A2P		IPS8-S3PC30-3U8		IPS8-S3PC32-A8	
Article code PNP, NO+NC	┌─+ └─						
Article code NPN, NO	┌─	IPS8-S3NO30-A2P		IPS8-S3NO30-3U8		IPS8-S3NO32-A8	
Article code NPN, NC	└─	IPS8-S3NC30-A2P		IPS8-S3NC30-3U8		IPS8-S3NC32-A8	
Article code NPN, NO+NC	┌─+ └─						

semi-flush
quasi-bündig
M8x1 | 3 mm



semi-flush
quasi-bündig
M8x1 | 3 mm



semi-flush
quasi-bündig
M8x1 | 3 mm



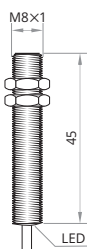
semi-flush
quasi-bündig
M8x1 | 3 mm



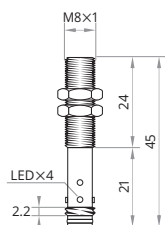
semi-flush
quasi-bündig
M8x1 | 3 mm



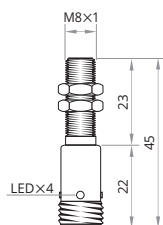
extended
erweitert



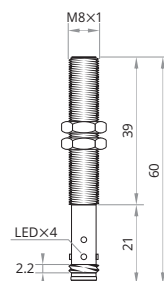
extended
erweitert



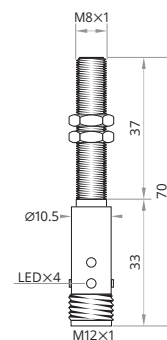
extended
erweitert



extended
erweitert



extended
erweitert



3 mm		3 mm		3 mm		3 mm		3 mm	
10...30 V _{DC}		10...30 V _{DC}		10...30 V _{DC}		10...30 V _{DC}		10...30 V _{DC}	
built-in	integriert	built-in	integriert	built-in	integriert	built-in	integriert	built-in	integriert
<8 mA		<8 mA		<8 mA		<8 mA		<8 mA	
200 mA		200 mA		200 mA		200 mA		200 mA	
built-in	integriert	built-in	integriert	built-in	integriert	built-in	integriert	built-in	integriert
<1.5 V @ 200 mA		<1.5 V @ 200 mA		<1.5 V @ 200 mA		<1.5 V @ 200 mA		<1.5 V @ 200 mA	
1000 Hz		1000 Hz		1000 Hz		1000 Hz		1000 Hz	
Alu 0.45 · Brs 0.50 · SS 0.85		Alu 0.45 · Brs 0.50 · SS 0.85		Alu 0.45 · Brs 0.50 · SS 0.85		Alu 0.45 · Brs 0.50 · SS 0.85		Alu 0.45 · Brs 0.50 · SS 0.85	
-25...+75 °C		-25...+75 °C		-25...+75 °C		-25...+75 °C		-25...+75 °C	
IP67		IP67		IP67		IP67		IP67	
POM		POM		POM		POM		POM	
SS304	V2A	SS304	V2A	SS304	V2A	SS304	V2A	SS304	V2A
built-in	integriert	built-in	integriert	built-in	integriert	built-in	integriert	built-in	integriert
PVC, ultra-flex		conn. M8	Stecker M8	conn. M12	Stecker M12	conn. M8	Stecker M8	conn. M12	Stecker M12
IPS8-S3PO45-A2P		IPS8-S3PO45-A8		IPS8-S3PO45-A12		IPS8-S3PO60-A8		IPS8-S3PO70-A12	
IPS8-S3PC45-A2P		IPS8-S3PC45-A8		IPS8-S3PC45-A12		IPS8-S3PC60-A8		IPS8-S3PC70-A12	
IPS8-S3NO45-A2P		IPS8-S3NO45-A8		IPS8-S3NO45-A12		IPS8-S3NO60-A8		IPS8-S3NO70-A12	
IPS8-S3NC45-A2P		IPS8-S3NC45-A8		IPS8-S3NC45-A12		IPS8-S3NC60-A8		IPS8-S3NC70-A12	

Inductive Proximity Switch 3-Wire DC

Induktive Näherungsschalter 3-Leiter DC

non-flush
nicht bündig
M8×1 | 4 mm



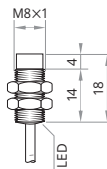
non-flush
nicht bündig
M8×1 | 4 mm



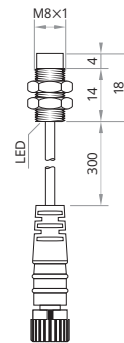
non-flush
nicht bündig
M8×1 | 4 mm



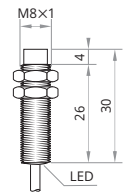
increased
erhöht



increased
erhöht



increased
erhöht



Sensing distance S_n	Schaltabstand S_n	4 mm	4 mm	4 mm
Operating voltage	Betriebsspannung	10...30 V _{DC}	10...30 V _{DC}	10...30 V _{DC}
Reverse polarity protection	Verpolungsschutz	built-in	integriert	built-in
Current consumption	Stromverbrauch	<8 mA	<8 mA	<8 mA
Current load capability	Ausgangsbelastbarkeit	200 mA	200 mA	200 mA
Short circuit protection	Kurzschlusschutz	built-in	integriert	built-in
Voltage drop	Spannungsabfall	<1.5 V @ 200 mA	<1.5 V @ 200 mA	<1.5 V @ 200 mA
Switching frequency	Schaltfrequenz	1000 Hz	1000 Hz	1000 Hz
Reduction factors	Reduktionsfaktoren	Alu 0.45 · Brs 0.50 · SS 0.85	Alu 0.45 · Brs 0.50 · SS 0.85	Alu 0.45 · Brs 0.50 · SS 0.85
Operating temperature	Betriebstemperatur	-25...+75 °C	-25...+75 °C	-25...+75 °C
Protection class	Schutzklasse	IP67	IP67	IP67
Sensing face material	Sensorflächenwerkstoff	POM	POM	POM
Housing material	Gehäusewerkstoff	SS304	V2A	SS304
Switching indicator	Schaltanzeige	built-in	integriert	built-in
Connection	Anschluss	PVC, ultra-flex	PUR, 300 mm, M8	PVC, ultra-flex
Article code PNP, NO	↘	IPS8-N4PO18-A2P	IPS8-N4PO18-3U8	IPS8-N4PO30-A2P
Article code PNP, NC	↗	IPS8-N4PC18-A2P	IPS8-N4PC18-3U8	IPS8-N4PC30-A2P
Article code PNP, NO+NC	↘+↗			
Article code NPN, NO	↘	IPS8-N4NO18-A2P	IPS8-N4NO18-3U8	IPS8-N4NO30-A2P
Article code NPN, NC	↗	IPS8-N4NC18-A2P	IPS8-N4NC18-3U8	IPS8-N4NC30-A2P
Article code NPN, NO+NC	↘+↗			

non-flush
nicht bündig
M8x1 | 4 mm



non-flush
nicht bündig
M8x1 | 4 mm



non-flush
nicht bündig
M8x1 | 4 mm



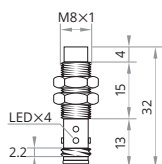
non-flush
nicht bündig
M8x1 | 4 mm



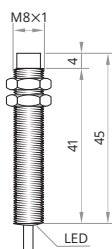
non-flush
nicht bündig
M8x1 | 4 mm



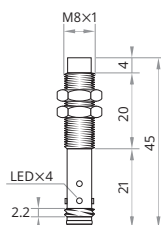
increased
erhöht



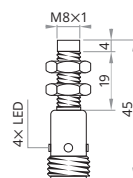
increased
erhöht



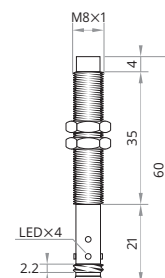
increased
erhöht



increased
erhöht



increased
erhöht



4 mm		4 mm		4 mm		4 mm		4 mm	
10...30 V _{DC}		10...30 V _{DC}		10...30 V _{DC}		10...30 V _{DC}		10...30 V _{DC}	
built-in	integriert	built-in	integriert	built-in	integriert	built-in	integriert	built-in	integriert
<8 mA		<8 mA		<8 mA		<8 mA		<8 mA	
200 mA		200 mA		200 mA		200 mA		200 mA	
built-in	integriert	built-in	integriert	built-in	integriert	built-in	integriert	built-in	integriert
<1.5 V @ 200 mA		<1.5 V @ 200 mA		<1.5 V @ 200 mA		<1.5 V @ 200 mA		<1.5 V @ 200 mA	
2000 Hz		1000 Hz		1000 Hz		1000 Hz		1000 Hz	
Alu 0.45 · Brs 0.50 · SS 0.85		Alu 0.45 · Brs 0.50 · SS 0.85		Alu 0.45 · Brs 0.50 · SS 0.85		Alu 0.45 · Brs 0.50 · SS 0.85		Alu 0.45 · Brs 0.50 · SS 0.85	
-25...+75 °C		-25...+75 °C		-25...+75 °C		-25...+75 °C		-25...+75 °C	
IP67		IP67		IP67		IP67		IP67	
POM		SS304 V2A		SS304 V2A		SS304 V2A		SS304 V2A	
SS304 V2A		SS304 V2A		SS304 V2A		SS304 V2A		SS304 V2A	
built-in	integriert	built-in	integriert	built-in	integriert	built-in	integriert	built-in	integriert
conn. M8	Stecker M8	PVC, ultra-flex		conn. M8	Stecker M8	conn. M12	Stecker M12	conn. M8	Stecker M8
IPS8-N4PO32-A8		IPS8-N4PO45-A2P		IPS8-N4PO45-A8		IPS8-N4PO45-A12		IPS8-N4PO60-A8	
IPS8-N4PC32-A8		IPS8-N4PC45-A2P		IPS8-N4PC45-A8		IPS8-N4PC45-A12		IPS8-N4PC60-A8	
IPS8-N4NO32-A8		IPS8-N4NO45-A2P		IPS8-N4NO45-A8		IPS8-N4NO45-A12		IPS8-N4NO60-A8	
IPS8-N4NC32-A8		IPS8-N4NC45-A2P		IPS8-N4NC45-A8		IPS8-N4NC45-A12		IPS8-N4NC60-A8	

Inductive Proximity Switch 3-Wire DC

Induktive Näherungsschalter 3-Leiter DC

non-flush
nicht bündig
M8×1 | 4 mm



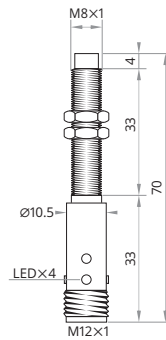
semi-flush
quasi-bündig
M8×1 | 4 mm



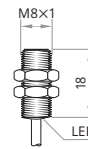
semi-flush
quasi-bündig
M8×1 | 4 mm



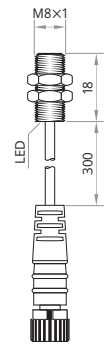
increased
erhöht



advanced
Hochleistung



advanced
Hochleistung



Sensing distance S_n	Schaltabstand S_n	4 mm		4 mm		4 mm	
Operating voltage	Betriebsspannung	10...30 V _{DC}		10...30 V _{DC}		10...30 V _{DC}	
Reverse polarity protection	Verpolungsschutz	built-in	integriert	built-in	integriert	built-in	integriert
Current consumption	Stromverbrauch	<8 mA		<8 mA		<8 mA	
Current load capability	Ausgangsbelastbarkeit	200 mA		200 mA		200 mA	
Short circuit protection	Kurzschlusschutz	built-in	integriert	built-in	integriert	built-in	integriert
Voltage drop	Spannungsabfall	<1.5 V @ 200 mA		<1.5 V @ 200 mA		<1.5 V @ 200 mA	
Switching frequency	Schaltfrequenz	1000 Hz		500 Hz		500 Hz	
Reduction factors	Reduktionsfaktoren	Alu 0.45 · Brs 0.50 · SS 0.85		Alu 0.45 · Brs 0.50 · SS 0.85		Alu 0.45 · Brs 0.50 · SS 0.85	
Operating temperature	Betriebstemperatur	-25...+75 °C		-25...+75 °C		-25...+75 °C	
Protection class	Schutzklasse	IP67		IP67		IP67	
Sensing face material	Sensorflächenwerkstoff	SS304	V2A	POM		POM	
Housing material	Gehäusewerkstoff	SS304	V2A	brass	Messing	brass	Messing
Switching indicator	Schaltanzeige	built-in	integriert	built-in	integriert	built-in	integriert
Connection	Anschluss	conn. M12	Stecker M12	PVC, ultra-flex		PUR, 300 mm, M8	
Article code PNP, NO	┌─	IPS8-N4PO70-A12		IPS8-S4PO18-A2P		IPS8-S4PO18-3U8	
Article code PNP, NC	└─	IPS8-N4PC70-A12		IPS8-S4PC18-A2P		IPS8-S4PC18-3U8	
Article code PNP, NO+NC	┌─+└─						
Article code NPN, NO	┌─	IPS8-N4NO70-A12		IPS8-S4NO18-A2P		IPS8-S4NO18-3U8	
Article code NPN, NC	└─	IPS8-N4NC70-A12		IPS8-S4NC18-A2P		IPS8-S4NC18-3U8	
Article code NPN, NO+NC	┌─+└─						

semi-flush
quasi-bündig
M8×1 | 4 mm



semi-flush
quasi-bündig
M8×1 | 4 mm



semi-flush
quasi-bündig
M8×1 | 4 mm



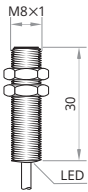
semi-flush
quasi-bündig
M8×1 | 4 mm



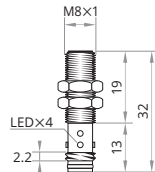
semi-flush
quasi-bündig
M8×1 | 4 mm



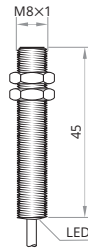
advanced
Hochleistung



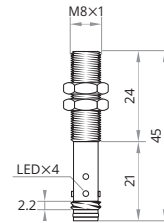
advanced
Hochleistung



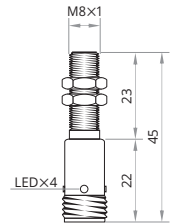
advanced
Hochleistung



advanced
Hochleistung



advanced
Hochleistung



4 mm		4 mm		4 mm		4 mm		4 mm	
10...30 V _{DC}		10...30 V _{DC}		10...30 V _{DC}		10...30 V _{DC}		10...30 V _{DC}	
built-in	integriert	built-in	integriert	built-in	integriert	built-in	integriert	built-in	integriert
<8 mA		<8 mA		<8 mA		<8 mA		<8 mA	
200 mA		200 mA		200 mA		200 mA		200 mA	
built-in	integriert	built-in	integriert	built-in	integriert	built-in	integriert	built-in	integriert
<1.5 V @ 200 mA		<1.5 V @ 200 mA		<1.5 V @ 200 mA		<1.5 V @ 200 mA		<1.5 V @ 200 mA	
500 Hz		500 Hz		500 Hz		500 Hz		500 Hz	
Alu 0.45 · Brs 0.50 · SS 0.85		Alu 0.45 · Brs 0.50 · SS 0.85		Alu 0.45 · Brs 0.50 · SS 0.85		Alu 0.45 · Brs 0.50 · SS 0.85		Alu 0.45 · Brs 0.50 · SS 0.85	
-25...+75 °C		-25...+75 °C		-25...+75 °C		-25...+75 °C		-25...+75 °C	
IP67		IP67		IP67		IP67		IP67	
POM		POM		POM		POM		POM	
brass	Messing	brass	Messing	brass	Messing	brass	Messing	brass	Messing
built-in	integriert	built-in	integriert	built-in	integriert	built-in	integriert	built-in	integriert
PVC, ultra-flex		conn. M8	Stecker M8	PVC, ultra-flex		conn. M8	Stecker M8	conn. M12	Stecker M12
IPS8-S4PO30-A2P		IPS8-S4PO32-A8		IPS8-S4PO45-A2P		IPS8-S4PO45-A8		IPS8-S4PO45-A12	
IPS8-S4PC30-A2P		IPS8-S4PC32-A8		IPS8-S4PC45-A2P		IPS8-S4PC45-A8		IPS8-S4PC45-A12	
IPS8-S4NO30-A2P		IPS8-S4NO32-A8		IPS8-S4NO45-A2P		IPS8-S4NO45-A8		IPS8-S4NO45-A12	
IPS8-S4NC30-A2P		IPS8-S4NC32-A8		IPS8-S4NC45-A2P		IPS8-S4NC45-A8		IPS8-S4NC45-A12	

Inductive Proximity Switch 3-Wire DC

Induktive Näherungsschalter 3-Leiter DC

semi-flush
quasi-bündig
M8×1 | 4 mm



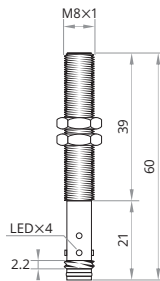
semi-flush
quasi-bündig
M8×1 | 4 mm



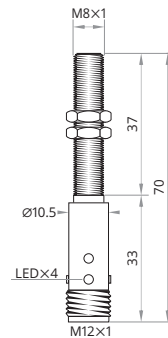
non-flush
nicht bündig
M8×1 | 4 mm



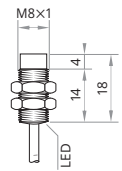
advanced
Hochleistung



advanced
Hochleistung



extended
erweitert



Sensing distance S_n	Schaltabstand S_n	4 mm		4 mm		4 mm	
Operating voltage	Betriebsspannung	10...30 V _{DC}		10...30 V _{DC}		10...30 V _{DC}	
Reverse polarity protection	Verpolungsschutz	built-in	integriert	built-in	integriert	built-in	integriert
Current consumption	Stromverbrauch	<8 mA		<8 mA		<8 mA	
Current load capability	Ausgangsbelastbarkeit	200 mA		200 mA		200 mA	
Short circuit protection	Kurzschlusschutz	built-in	integriert	built-in	integriert	built-in	integriert
Voltage drop	Spannungsabfall	<1.5 V @ 200 mA		<1.5 V @ 200 mA		<1.5 V @ 200 mA	
Switching frequency	Schaltfrequenz	500 Hz		500 Hz		500 Hz	
Reduction factors	Reduktionsfaktoren	Alu 0.45 · Brs 0.50 · SS 0.85		Alu 0.45 · Brs 0.50 · SS 0.85		Alu 0.45 · Brs 0.50 · SS 0.85	
Operating temperature	Betriebstemperatur	-25...+75 °C		-25...+75 °C		-25...+75 °C	
Protection class	Schutzklasse	IP67		IP67		IP67	
Sensing face material	Sensorflächenwerkstoff	POM		POM		POM	
Housing material	Gehäusewerkstoff	brass	Messing	brass	Messing	brass	Messing
Switching indicator	Schaltanzeige	built-in	integriert	built-in	integriert	built-in	integriert
Connection	Anschluss	conn. M8	Stecker M8	conn. M12	Stecker M12	PVC, ultra-flex	
Article code PNP, NO	↘	IPS8-S4PO60-A8		IPS8-S4PO70-A12		IPS8-N6PO18-A2P	
Article code PNP, NC	↗	IPS8-S4PC60-A8		IPS8-S4PC70-A12		IPS8-N6PC18-A2P	
Article code PNP, NO+NC	↘+↗						
Article code NPN, NO	↘	IPS8-S4NO60-A8		IPS8-S4NO70-A12		IPS8-N6NO18-A2P	
Article code NPN, NC	↗	IPS8-S4NC60-A8		IPS8-S4NC70-A12		IPS8-N6NC18-A2P	
Article code NPN, NO+NC	↘+↗						

Mind O≠0, I≠I≠1, S≠5, B≠8.

O≠0, I≠I≠1, S≠5, B≠8 beachten.

non-flush
nicht bündig
M8x1 | 4 mm



non-flush
nicht bündig
M8x1 | 6 mm



non-flush
nicht bündig
M8x1 | 4 mm



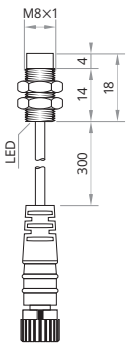
non-flush
nicht bündig
M8x1 | 6 mm



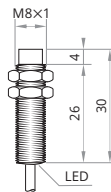
non-flush
nicht bündig
M8x1 | 6 mm



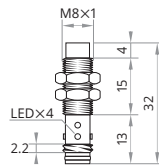
extended
erweitert



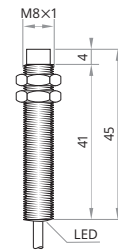
extended
erweitert



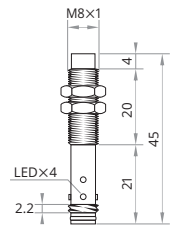
extended
erweitert



extended
erweitert



extended
erweitert



4 mm		6 mm		4 mm		6 mm		6 mm	
10...30 V _{DC}		10...30 V _{DC}		10...30 V _{DC}		10...30 V _{DC}		10...30 V _{DC}	
built-in	integriert	built-in	integriert	built-in	integriert	built-in	integriert	built-in	integriert
<8 mA		<8 mA		<8 mA		<8 mA		<8 mA	
200 mA		200 mA		200 mA		200 mA		200 mA	
built-in	integriert	built-in	integriert	built-in	integriert	built-in	integriert	built-in	integriert
<1.5 V @ 200 mA		<1.5 V @ 200 mA		<1.5 V @ 200 mA		<1.5 V @ 200 mA		<1.5 V @ 200 mA	
500 Hz		500 Hz		500 Hz		500 Hz		500 Hz	
Alu 0.45 · Brs 0.50 · SS 0.85		Alu 0.45 · Brs 0.50 · SS 0.85		Alu 0.45 · Brs 0.50 · SS 0.85		Alu 0.45 · Brs 0.50 · SS 0.85		Alu 0.45 · Brs 0.50 · SS 0.85	
-25...+75 °C		-25...+75 °C		-25...+75 °C		-25...+75 °C		-25...+75 °C	
IP67		IP67		IP67		IP67		IP67	
POM		POM		POM		POM		POM	
brass	Messing	brass	Messing	brass	Messing	brass	Messing	brass	Messing
built-in	integriert	built-in	integriert	built-in	integriert	built-in	integriert	built-in	integriert
PUR, 300 mm, M8		PVC, ultra-flex		conn. M8	Stecker M8	PVC, ultra-flex		conn. M8	Stecker M8
IPS8-N6PO18-3U8		IPS8-N6PO30-A2P		IPS8-N6PO32-A8		IPS8-N6PO45-A2P		IPS8-N6PO45-A8	
IPS8-N6PC18-3U8		IPS8-N6PC30-A2P		IPS8-N6PC32-A8		IPS8-N6PC45-A2P		IPS8-N6PC45-A8	
IPS8-N6NO18-3U8		IPS8-N6NO30-A2P		IPS8-N6NO32-A8		IPS8-N6NO45-A2P		IPS8-N6NO45-A8	
IPS8-N6NC18-3U8		IPS8-N6NC30-A2P		IPS8-N6NC32-A8		IPS8-N6NC45-A2P		IPS8-N6NC45-A8	

Inductive Proximity Switch 3-Wire DC

Induktive Näherungsschalter 3-Leiter DC

non-flush
nicht bündig
M8×1 | 6 mm



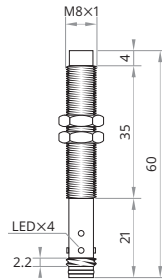
non-flush
nicht bündig
M8×1 | 6 mm



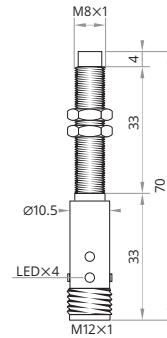
flush
bündig
8×8 mm | 2 mm



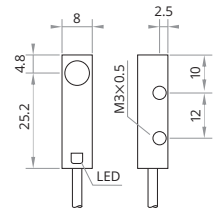
extended
erweitert



extended
erweitert



increased
erhöht



Sensing distance S_n	Schaltabstand S_n	6 mm		6 mm		2 mm	
Operating voltage	Betriebsspannung	10...30 V _{DC}		10...30 V _{DC}		10...30 V _{DC}	
Reverse polarity protection	Verpolungsschutz	built-in	integriert	built-in	integriert	built-in	integriert
Current consumption	Stromverbrauch	<8 mA		<8 mA		<8 mA	
Current load capability	Ausgangsbelastbarkeit	200 mA		200 mA		200 mA	
Short circuit protection	Kurzschlusschutz	built-in	integriert	built-in	integriert	built-in	integriert
Voltage drop	Spannungsabfall	<1.5 V @ 200 mA		<1.5 V @ 200 mA		<1.5 V @ 200 mA	
Switching frequency	Schaltfrequenz	500 Hz		500 Hz		1000 Hz	
Reduction factors	Reduktionsfaktoren	Alu 0.45 · Brs 0.50 · SS 0.85		Alu 0.45 · Brs 0.50 · SS 0.85		Alu 0.45 · Brs 0.50 · SS 0.85	
Operating temperature	Betriebstemperatur	-25...+75 °C		-25...+75 °C		-25...+75 °C	
Protection class	Schutzklasse	IP67		IP67		IP67	
Sensing face material	Sensorflächenwerkstoff	POM		POM		POM	
Housing material	Gehäusewerkstoff	brass	Messing	brass	Messing	brass	Messing
Switching indicator	Schaltanzeige	built-in	integriert	built-in	integriert	built-in	integriert
Connection	Anschluss	conn. M8	Stecker M8	conn. M12	Stecker M12	PVC, ultra-flex	
Article code PNP, NO	┌─	IPS8-N6PO60-A8		IPS8-N6PO70-A12		IPS88-S2PO30-A2P	
Article code PNP, NC	└─	IPS8-N6PC60-A8		IPS8-N6PC70-A12		IPS88-S2PC30-A2P	
Article code PNP, NO+NC	┌─+└─						
Article code NPN, NO	┌─	IPS8-N6NO60-A8		IPS8-N6NO70-A12		IPS88-S2NO30-A2P	
Article code NPN, NC	└─	IPS8-N6NC60-A8		IPS8-N6NC70-A12		IPS88-S2NC30-A2P	
Article code NPN, NO+NC	┌─+└─						

flush
bündig
8×8 mm | 2 mm



flush
bündig
8×8 mm | 2 mm



flush
bündig
8×8 mm | 2 mm



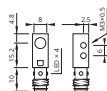
flush
bündig
8×8 mm | 2 mm



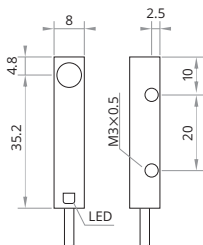
flush
bündig
8×8 mm | 2 mm



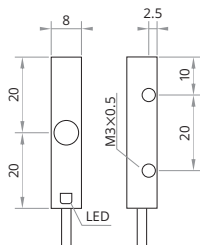
increased
erhöht



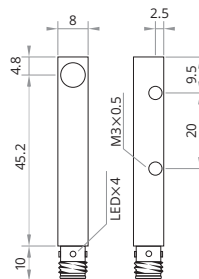
increased
erhöht



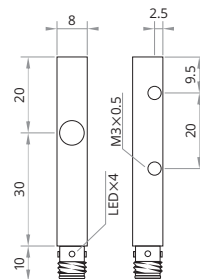
increased
erhöht



increased
erhöht



increased
erhöht



2 mm		2 mm		2 mm		2 mm		2 mm	
10...30 V _{DC}		10...30 V _{DC}		10...30 V _{DC}		10...30 V _{DC}		10...30 V _{DC}	
built-in	integriert	built-in	integriert	built-in	integriert	built-in	integriert	built-in	integriert
<8 mA		<8 mA		<8 mA		<8 mA		<8 mA	
200 mA		200 mA		200 mA		200 mA		200 mA	
built-in	integriert	built-in	integriert	built-in	integriert	built-in	integriert	built-in	integriert
<1.5 V @ 200 mA		<1.5 V @ 200 mA		<1.5 V @ 200 mA		<1.5 V @ 200 mA		<1.5 V @ 200 mA	
1000 Hz		1000 Hz		1000 Hz		1000 Hz		1000 Hz	
Alu 0.45 · Brs 0.50 · SS 0.85		Alu 0.45 · Brs 0.50 · SS 0.85		Alu 0.45 · Brs 0.50 · SS 0.85		Alu 0.45 · Brs 0.50 · SS 0.85		Alu 0.45 · Brs 0.50 · SS 0.85	
-25...+75 °C		-25...+75 °C		-25...+75 °C		-25...+75 °C		-25...+75 °C	
IP67		IP67		IP67		IP67		IP67	
POM		POM		POM		POM		POM	
brass	Messing	brass	Messing	brass	Messing	brass	Messing	brass	Messing
built-in	integriert	built-in	integriert	built-in	integriert	built-in	integriert	built-in	integriert
conn. M8	Stecker M8	PVC, ultra-flex		PVC, ultra-flex		conn. M8	Stecker M8	conn. M8	Stecker M8
IPS88-S2PO30-A8		IPS88-S2PO40-A2P		IPS88-S2PO40C-A2P		IPS88-S2PO60-A8		IPS88-S2PO60C-A8	
IPS88-S2PC30-A8		IPS88-S2PC40-A2P		IPS88-S2PC40C-A2P		IPS88-S2PC60-A8		IPS88-S2PC60C-A8	
IPS88-S2NO30-A8		IPS88-S2NO40-A2P		IPS88-S2NO40C-A2P		IPS88-S2NO60-A8		IPS88-S2NO60C-A8	
IPS88-S2NC30-A8		IPS88-S2NC40-A2P		IPS88-S2NC40C-A2P		IPS88-S2NC60-A8		IPS88-S2NC60C-A8	

Inductive Proximity Switch 3-Wire DC

Induktive Näherungsschalter 3-Leiter DC

flush
bündig
8×8 mm | 3 mm



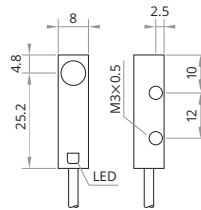
flush
bündig
8×8 mm | 3 mm



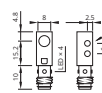
flush
bündig
8×8 mm | 3 mm



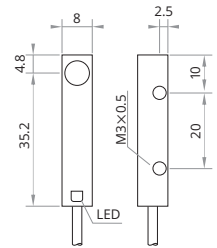
extended
erweitert



extended
erweitert



extended
erweitert



Sensing distance S_n	Schaltabstand S_n	3 mm		3 mm		3 mm	
Operating voltage	Betriebsspannung	10...30 V _{DC}		10...30 V _{DC}		10...30 V _{DC}	
Reverse polarity protection	Verpolungsschutz	built-in	integriert	built-in	integriert	built-in	integriert
Current consumption	Stromverbrauch	<8 mA		<8 mA		<8 mA	
Current load capability	Ausgangsbelastbarkeit	200 mA		200 mA		200 mA	
Short circuit protection	Kurzschlusschutz	built-in	integriert	built-in	integriert	built-in	integriert
Voltage drop	Spannungsabfall	<1.5 V @ 200 mA		<1.5 V @ 200 mA		<1.5 V @ 200 mA	
Switching frequency	Schaltfrequenz	1000 Hz		1000 Hz		1000 Hz	
Reduction factors	Reduktionsfaktoren	Alu 0.45 · Brs 0.50 · SS 0.85		Alu 0.45 · Brs 0.50 · SS 0.85		Alu 0.45 · Brs 0.50 · SS 0.85	
Operating temperature	Betriebstemperatur	-25...+75 °C		-25...+75 °C		-25...+75 °C	
Protection class	Schutzklasse	IP67		IP67		IP67	
Sensing face material	Sensorflächenwerkstoff	POM		POM		POM	
Housing material	Gehäusewerkstoff	brass	Messing	brass	Messing	brass	Messing
Switching indicator	Schaltanzeige	built-in	integriert	built-in	integriert	built-in	integriert
Connection	Anschluss	PVC, ultra-flex		conn. M8	Stecker M8	PVC, ultra-flex	
Article code PNP, NO	┌─	IPS88-S3PO30-A2P		IPS88-S3PO30-A8		IPS88-S3PO40-A2P	
Article code PNP, NC	└─	IPS88-S3PC30-A2P		IPS88-S3PC30-A8		IPS88-S3PC40-A2P	
Article code PNP, NO+NC	┌─+└─						
Article code NPN, NO	┌─	IPS88-S3NO30-A2P		IPS88-S3NO30-A8		IPS88-S3NO40-A2P	
Article code NPN, NC	└─	IPS88-S3NC30-A2P		IPS88-S3NC30-A8		IPS88-S3NC40-A2P	
Article code NPN, NO+NC	┌─+└─						

Mind O≠0, I≠I≠1, S≠5, B≠8.

O≠0, I≠I≠1, S≠5, B≠8 beachten.

flush
bündig
8×8 mm | 3 mm



flush
bündig
8×8 mm | 3 mm



flush
bündig
8×8 mm | 3 mm



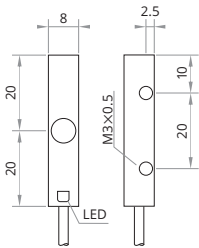
flush
bündig
M12×1 | 2 mm



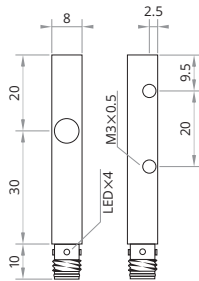
flush
bündig
M12×1 | 2 mm



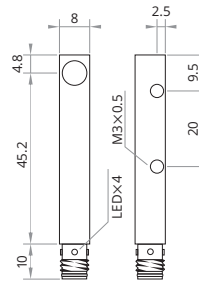
extended
erweitert



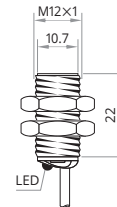
extended
erweitert



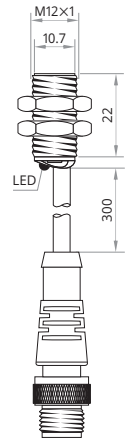
extended
erweitert



standard
Standard



standard
Standard



3 mm		3 mm		3 mm		2 mm		2 mm	
10...30 V _{DC}		10...30 V _{DC}		10...30 V _{DC}		10...30 V _{DC}		10...30 V _{DC}	
built-in	integriert	built-in	integriert	built-in	integriert	built-in	integriert	built-in	integriert
<8 mA		<8 mA		<8 mA		<8 mA		<8 mA	
200 mA		200 mA		200 mA		200 mA		200 mA	
built-in	integriert	built-in	integriert	built-in	integriert	built-in	integriert	built-in	integriert
<1.5 V @ 200 mA		<1.5 V @ 200 mA		<1.5 V @ 200 mA		<1.5 V @ 200 mA		<1.5 V @ 200 mA	
1000 Hz		1000 Hz		1000 Hz		2000 Hz		2000 Hz	
Alu 0.45 · Brs 0.50 · SS 0.85		Alu 0.45 · Brs 0.50 · SS 0.85		Alu 0.45 · Brs 0.50 · SS 0.85		Alu 0.45 · Brs 0.50 · SS 0.85		Alu 0.45 · Brs 0.50 · SS 0.85	
-25...+75 °C		-25...+75 °C		-25...+75 °C		-25...+75 °C		-25...+75 °C	
IP67		IP67		IP67		IP67		IP67	
POM		POM		POM		POM		POM	
brass	Messing	brass	Messing	brass	Messing	brass	Messing	brass	Messing
built-in	integriert	built-in	integriert	built-in	integriert	built-in	integriert	built-in	integriert
PVC, ultra-flex		conn. M8	Stecker M8	conn. M8	Stecker M8	PVC, ultra-flex		PVC, 300 mm, M12	
IPS88-S3PO40C-A2P		IPS88-S3PO60C-A8		IPS88-S3PO60-A8		IPS12-S2PO22-A2P		IPS12-S2PO22-3P12	
IPS88-S3PC40C-A2P		IPS88-S3PC60C-A8		IPS88-S3PC60-A8		IPS12-S2PC22-A2P		IPS12-S2PC22-3P12	
IPS88-S3NO40C-A2P		IPS88-S3NO60C-A8		IPS88-S3NO60-A8		IPS12-S2NO22-A2P		IPS12-S2NO22-3P12	
IPS88-S3NC40C-A2P		IPS88-S3NC60C-A8		IPS88-S3NC60-A8		IPS12-S2NC22-A2P		IPS12-S2NC22-3P12	

Inductive Proximity Switch 3-Wire DC

Induktive Näherungsschalter 3-Leiter DC

flush
bündig
M12×1 | 2 mm



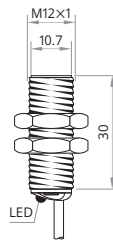
flush
bündig
M12×1 | 2 mm



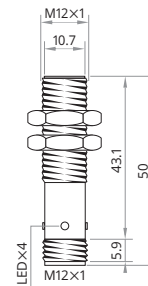
flush
bündig
M12×1 | 2 mm



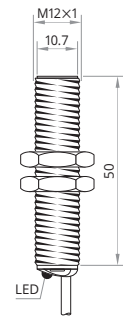
standard
Standard



standard
Standard



standard
Standard



Sensing distance S_n	Schaltabstand S_n	2 mm	2 mm	2 mm
Operating voltage	Betriebsspannung	10...30 V _{DC}	10...30 V _{DC}	10...30 V _{DC}
Reverse polarity protection	Verpolungsschutz	built-in integriert	built-in integriert	built-in integriert
Current consumption	Stromverbrauch	<8 mA	<8 mA	<8 mA
Current load capability	Ausgangsbelastbarkeit	200 mA	200 mA	200 mA
Short circuit protection	Kurzschlusschutz	built-in integriert	built-in integriert	built-in integriert
Voltage drop	Spannungsabfall	<1.5 V @ 200 mA	<1.5 V @ 200 mA	<1.5 V @ 200 mA
Switching frequency	Schaltfrequenz	2000 Hz	2000 Hz	2000 Hz
Reduction factors	Reduktionsfaktoren	Alu 0.45 · Brs 0.50 · SS 0.85	Alu 0.45 · Brs 0.50 · SS 0.85	Alu 0.45 · Brs 0.50 · SS 0.85
Operating temperature	Betriebstemperatur	-25...+75 °C	-25...+75 °C	-25...+75 °C
Protection class	Schutzklasse	IP67	IP67	IP67
Sensing face material	Sensorflächenwerkstoff	POM	POM	POM
Housing material	Gehäusewerkstoff	brass Messing	brass Messing	brass Messing
Switching indicator	Schaltanzeige	built-in integriert	built-in integriert	built-in integriert
Connection	Anschluss	PVC, ultra-flex	conn. M12 Stecker M12	PVC, ultra-flex
Article code PNP, NO	┌—	IPS12-S2PO30-A2P	IPS12-S2PO35-A12	IPS12-S2PO50-A2P
Article code PNP, NC	└—	IPS12-S2PC30-A2P	IPS12-S2PC35-A12	IPS12-S2PC50-A2P
Article code PNP, NO+NC	┌—+ └—			
Article code NPN, NO	┌—	IPS12-S2NO30-A2P	IPS12-S2NO35-A12	IPS12-S2NO50-A2P
Article code NPN, NC	└—	IPS12-S2NC30-A2P	IPS12-S2NC35-A12	IPS12-S2NC50-A2P
Article code NPN, NO+NC	┌—+ └—			

flush
bündig
M12x1 | 2 mm



flush
bündig
M12x1 | 2 mm



non-flush
nicht bündig
M12x1 | 4 mm



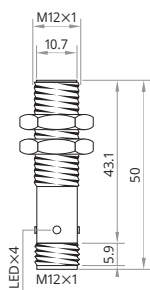
non-flush
nicht bündig
M12x1 | 4 mm



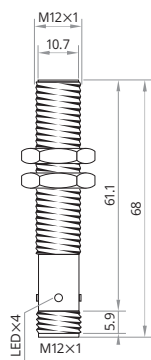
non-flush
nicht bündig
M12x1 | 4 mm



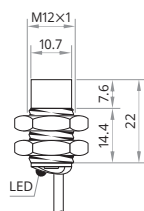
standard
Standard



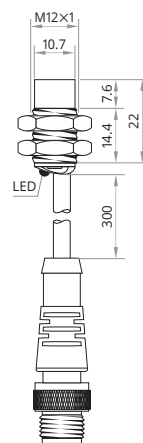
standard
Standard



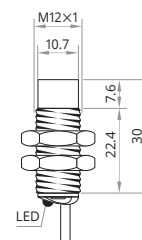
standard
Standard



standard
Standard



standard
Standard



2 mm		2 mm		4 mm		4 mm		4 mm	
10...30 V _{DC}		10...30 V _{DC}		10...30 V _{DC}		10...30 V _{DC}		10...30 V _{DC}	
built-in	integriert	built-in	integriert	built-in	integriert	built-in	integriert	built-in	integriert
<8 mA		<8 mA		<8 mA		<8 mA		<8 mA	
200 mA		200 mA		200 mA		200 mA		200 mA	
built-in	integriert	built-in	integriert	built-in	integriert	built-in	integriert	built-in	integriert
<1.5 V @ 200 mA		<1.5 V @ 200 mA		<1.5 V @ 200 mA		<1.5 V @ 200 mA		<1.5 V @ 200 mA	
2000 Hz		2000 Hz		1000 Hz		1000 Hz		1000 Hz	
Alu 0.45 · Brs 0.50 · SS 0.85		Alu 0.45 · Brs 0.50 · SS 0.85		Alu 0.45 · Brs 0.50 · SS 0.85		Alu 0.45 · Brs 0.50 · SS 0.85		Alu 0.45 · Brs 0.50 · SS 0.85	
-25...+75 °C		-25...+75 °C		-25...+75 °C		-25...+75 °C		-25...+75 °C	
IP67		IP67		IP67		IP67		IP67	
POM		POM		POM		POM		POM	
brass	Messing	brass	Messing	brass	Messing	brass	Messing	brass	Messing
built-in	integriert	built-in	integriert	built-in	integriert	built-in	integriert	built-in	integriert
conn. M12	Stecker M12	conn. M12	Stecker M12	PVC, ultra-flex		PVC, 300 mm, M12		PVC, ultra-flex	
IPS12-S2PO50-A12		IPS12-S2PO68-A12		IPS12-N4PO22-A2P		IPS12-N4PO22-3P12		IPS12-N4PO30-A2P	
IPS12-S2PC50-A12		IPS12-S2PC68-A12		IPS12-N4PC22-A2P		IPS12-N4PC22-3P12		IPS12-N4PC30-A2P	
IPS12-S2NO50-A12		IPS12-S2NO68-A12		IPS12-N4NO22-A2P		IPS12-N4NO22-3P12		IPS12-N4NO30-A2P	
IPS12-S2NC50-A12		IPS12-S2NC68-A12		IPS12-N4NC22-A2P		IPS12-N4NC22-3P12		IPS12-N4NC30-A2P	

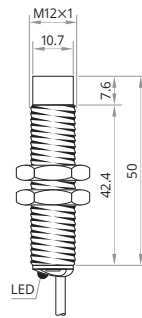
Inductive Proximity Switch 3-Wire DC

Induktive Näherungsschalter 3-Leiter DC

non-flush
nicht bündig
M12×1 | 4 mm



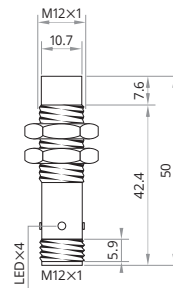
standard
Standard



non-flush
nicht bündig
M12×1 | 4 mm



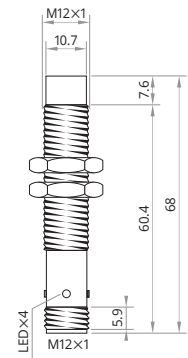
standard
Standard



non-flush
nicht bündig
M12×1 | 4 mm



standard
Standard



Sensing distance S_n	Schaltabstand S_n	4 mm	4 mm	4 mm
Operating voltage	Betriebsspannung	10...30 V _{DC}	10...30 V _{DC}	10...30 V _{DC}
Reverse polarity protection	Verpolungsschutz	built-in integriert	built-in integriert	built-in integriert
Current consumption	Stromverbrauch	<8 mA	<8 mA	<8 mA
Current load capability	Ausgangsbelastbarkeit	200 mA	200 mA	200 mA
Short circuit protection	Kurzschlusschutz	built-in integriert	built-in integriert	built-in integriert
Voltage drop	Spannungsabfall	<1.5 V @ 200 mA	<1.5 V @ 200 mA	<1.5 V @ 200 mA
Switching frequency	Schaltfrequenz	1000 Hz	1000 Hz	1000 Hz
Reduction factors	Reduktionsfaktoren	Alu 0.45 · Brs 0.50 · SS 0.85	Alu 0.45 · Brs 0.50 · SS 0.85	Alu 0.45 · Brs 0.50 · SS 0.85
Operating temperature	Betriebstemperatur	-25...+75 °C	-25...+75 °C	-25...+75 °C
Protection class	Schutzklasse	IP67	IP67	IP67
Sensing face material	Sensorflächenwerkstoff	POM	POM	POM
Housing material	Gehäusewerkstoff	brass Messing	brass Messing	brass Messing
Switching indicator	Schaltanzeige	built-in integriert	built-in integriert	built-in integriert
Connection	Anschluss	PVC, ultra-flex	conn. M12 Stecker M12	conn. M12 Stecker M12
Article code PNP, NO	┌—	IPS12-N4PO50-A2P	IPS12-N4PO50-A12	IPS12-N4PO68-A12
Article code PNP, NC	└—	IPS12-N4PC50-A2P	IPS12-N4PC50-A12	IPS12-N4PC68-A12
Article code PNP, NO+NC	┌—+ └—			
Article code NPN, NO	┌—	IPS12-N4NO50-A2P	IPS12-N4NO50-A12	IPS12-N4NO68-A12
Article code NPN, NC	└—	IPS12-N4NC50-A2P	IPS12-N4NC50-A12	IPS12-N4NC68-A12
Article code NPN, NO+NC	┌—+ └—			

flush
bündig
M12×1 | 4 mm



flush
bündig
M12×1 | 4 mm



flush
bündig
M12×1 | 4 mm



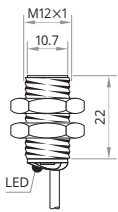
flush
bündig
M12×1 | 4 mm



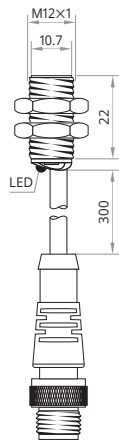
flush
bündig
M12×1 | 4 mm



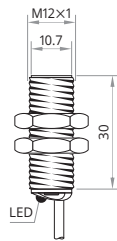
increased
erhöht



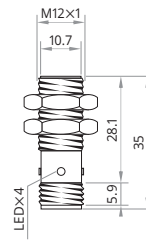
increased
erhöht



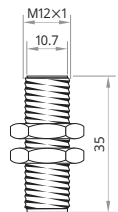
increased
erhöht



increased
erhöht



increased
erhöht



4 mm		4 mm		4 mm		4 mm		4 mm	
10...30 V _{DC}		10...30 V _{DC}		10...30 V _{DC}		10...30 V _{DC}		10...30 V _{DC}	
built-in	integriert	built-in	integriert	built-in	integriert	built-in	integriert	built-in	integriert
<8 mA		<8 mA		<8 mA		<8 mA		<8 mA	
200 mA		200 mA		200 mA		200 mA		200 mA	
built-in	integriert	built-in	integriert	built-in	integriert	built-in	integriert	built-in	integriert
<1.5 V @ 200 mA		<1.5 V @ 200 mA		<1.5 V @ 200 mA		<1.5 V @ 200 mA		<1.5 V @ 200 mA	
1000 Hz		1000 Hz		1000 Hz		1000 Hz		1000 Hz	
Alu 0.45 · Brs 0.50 · SS 0.85		Alu 0.45 · Brs 0.50 · SS 0.85		Alu 0.45 · Brs 0.50 · SS 0.85		Alu 0.45 · Brs 0.50 · SS 0.85		Alu 0.45 · Brs 0.50 · SS 0.85	
-25...+75 °C		-25...+75 °C		-25...+75 °C		-25...+75 °C		-25...+75 °C	
IP67		IP67		IP67		IP67		IP67	
POM		POM		POM		POM		POM	
brass	Messing	brass	Messing	brass	Messing	brass	Messing	brass	Messing
built-in	integriert	built-in	integriert	built-in	integriert	built-in	integriert	built-in	integriert
PVC, ultra-flex		PVC, 300 mm, M12		PVC, ultra-flex		conn. M12 Stecker M12		conn. M12 Stecker M12	
IPS12-S4PO22-A2P		IPS12-S4PO22-3P12		IPS12-S4PO30-A2P		IPS12-S4PO35-A12		IPS12-S4PO35-N12	
IPS12-S4PC22-A2P		IPS12-S4PC22-3P12		IPS12-S4PC30-A2P		IPS12-S4PC35-A12		IPS12-S4PC35-N12	
IPS12-S4NO22-A2P		IPS12-S4NO22-3P12		IPS12-S4NO30-A2P		IPS12-S4NO35-A12		IPS12-S4NO35-N12	
IPS12-S4NC22-A2P		IPS12-S4NC22-3P12		IPS12-S4NC30-A2P		IPS12-S4NC35-A12		IPS12-S4NC35-N12	

Inductive Proximity Switch 3-Wire DC

Induktive Näherungsschalter 3-Leiter DC

flush
bündig
M12×1 | 4 mm



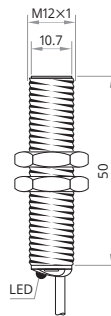
flush
bündig
M12×1 | 4 mm



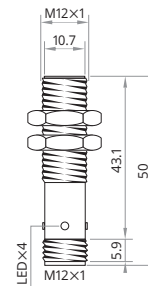
flush
bündig
M12×1 | 4 mm



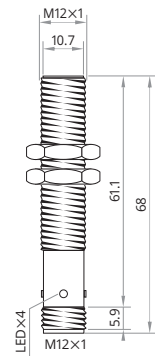
increased
erhöht



increased
erhöht



increased
erhöht



Sensing distance S_n	Schaltabstand S_n	4 mm	4 mm	4 mm
Operating voltage	Betriebsspannung	10...30 V _{DC}	10...30 V _{DC}	10...30 V _{DC}
Reverse polarity protection	Verpolungsschutz	built-in integriert	built-in integriert	built-in integriert
Current consumption	Stromverbrauch	<8 mA	<8 mA	<8 mA
Current load capability	Ausgangsbelastbarkeit	200 mA	200 mA	200 mA
Short circuit protection	Kurzschlusschutz	built-in integriert	built-in integriert	built-in integriert
Voltage drop	Spannungsabfall	<1.5 V @ 200 mA	<1.5 V @ 200 mA	<1.5 V @ 200 mA
Switching frequency	Schaltfrequenz	1000 Hz	1000 Hz	1000 Hz
Reduction factors	Reduktionsfaktoren	Alu 0.45 · Brs 0.50 · SS 0.85	Alu 0.45 · Brs 0.50 · SS 0.85	Alu 0.45 · Brs 0.50 · SS 0.85
Operating temperature	Betriebstemperatur	-25...+75 °C	-25...+75 °C	-25...+75 °C
Protection class	Schutzklasse	IP67	IP67	IP67
Sensing face material	Sensorflächenwerkstoff	POM	POM	POM
Housing material	Gehäusewerkstoff	brass Messing	brass Messing	brass Messing
Switching indicator	Schaltanzeige	built-in integriert	built-in integriert	built-in integriert
Connection	Anschluss	PVC, ultra-flex	conn. M12 Stecker M12	conn. M12 Stecker M12
Article code PNP, NO	┌─	IPS12-S4PO50-A2P	IPS12-S4PO50-A12	IPS12-S4PO68-A12
Article code PNP, NC	└─	IPS12-S4PC50-A2P	IPS12-S4PC50-A12	IPS12-S4PC68-A12
Article code PNP, NO+NC	┌─+ └─	IPS12-S4PCO50-A2P	IPS12-S4PCO50-A12	IPS12-S4PCO68-A12
Article code NPN, NO	┌─	IPS12-S4NO50-A2P	IPS12-S4NO50-A12	IPS12-S4NO68-A12
Article code NPN, NC	└─	IPS12-S4NC50-A2P	IPS12-S4NC50-A12	IPS12-S4NC68-A12
Article code NPN, NO+NC	┌─+ └─	IPS12-S4NCO50-A2P	IPS12-S4NCO50-A12	IPS12-S4NCO68-A12

semi-flush
quasi-bündig
M12x1 | 6 mm



semi-flush
quasi-bündig
M12x1 | 6 mm



semi-flush
quasi-bündig
M12x1 | 6 mm



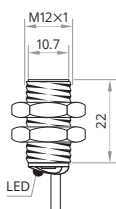
semi-flush
quasi-bündig
M12x1 | 6 mm



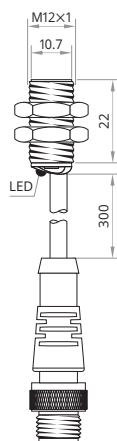
semi-flush
quasi-bündig
M12x1 | 6 mm



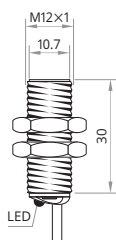
extended
erweitert



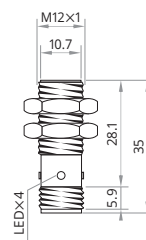
extended
erweitert



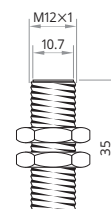
extended
erweitert



extended
erweitert



extended
erweitert



6 mm		6 mm		6 mm		6 mm		6 mm	
10...30 V _{DC}		10...30 V _{DC}		10...30 V _{DC}		10...30 V _{DC}		10...30 V _{DC}	
built-in	integriert	built-in	integriert	built-in	integriert	built-in	integriert	built-in	integriert
<8 mA		<8 mA		<8 mA		<8 mA		<8 mA	
200 mA		200 mA		200 mA		200 mA		200 mA	
built-in	integriert	built-in	integriert	built-in	integriert	built-in	integriert	built-in	integriert
<1.5 V @ 200 mA		<1.5 V @ 200 mA		<1.5 V @ 200 mA		<1.5 V @ 200 mA		<1.5 V @ 200 mA	
800 Hz		800 Hz		800 Hz		800 Hz		800 Hz	
Alu 0.45 · Brs 0.50 · SS 0.85		Alu 0.45 · Brs 0.50 · SS 0.85		Alu 0.45 · Brs 0.50 · SS 0.85		Alu 0.45 · Brs 0.50 · SS 0.85		Alu 0.45 · Brs 0.50 · SS 0.85	
-25...+75 °C		-25...+75 °C		-25...+75 °C		-25...+75 °C		-25...+75 °C	
IP67		IP67		IP67		IP67		IP67	
POM		POM		POM		POM		POM	
brass	Messing	brass	Messing	brass	Messing	brass	Messing	brass	Messing
built-in	integriert	built-in	integriert	built-in	integriert	built-in	integriert	built-in	integriert
PVC, ultra-flex		PVC, 300 mm, M12		PVC, ultra-flex		conn. M12 Stecker M12		conn. M12 Stecker M12	
IPS12-S6PO22-A2P		IPS12-S6PO22-3P12		IPS12-S6PO30-A2P		IPS12-S6PO35-A12		IPS12-S6PO35-N12	
IPS12-S6PC22-A2P		IPS12-S6PC22-3P12		IPS12-S6PC30-A2P		IPS12-S6PC35-A12		IPS12-S6PC35-N12	
IPS12-S6NO22-A2P		IPS12-S6NO22-3P12		IPS12-S6NO30-A2P		IPS12-S6NO35-A12		IPS12-S6NO35-N12	
IPS12-S6NC22-A2P		IPS12-S6NC22-3P12		IPS12-S6NC30-A2P		IPS12-S6NC35-A12		IPS12-S6NC35-N12	

Inductive Proximity Switch 3-Wire DC

Induktive Näherungsschalter 3-Leiter DC

semi-flush
quasi-bündig
M12×1 | 6 mm



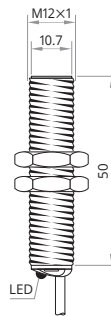
semi-flush
quasi-bündig
M12×1 | 6 mm



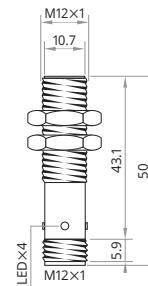
semi-flush
quasi-bündig
M12×1 | 6 mm



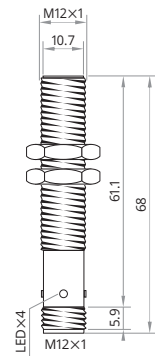
extended
erweitert



extended
erweitert



extended
erweitert



Sensing distance S_n	Schaltabstand S_n	6 mm		6 mm		6 mm	
Operating voltage	Betriebsspannung	10...30 V _{DC}		10...30 V _{DC}		10...30 V _{DC}	
Reverse polarity protection	Verpolungsschutz	built-in	integriert	built-in	integriert	built-in	integriert
Current consumption	Stromverbrauch	<8 mA		<8 mA		<8 mA	
Current load capability	Ausgangsbelastbarkeit	200 mA		200 mA		200 mA	
Short circuit protection	Kurzschlusschutz	built-in	integriert	built-in	integriert	built-in	integriert
Voltage drop	Spannungsabfall	<1.5 V @ 200 mA		<1.5 V @ 200 mA		<1.5 V @ 200 mA	
Switching frequency	Schaltfrequenz	800 Hz		800 Hz		800 Hz	
Reduction factors	Reduktionsfaktoren	Alu 0.45 · Brs 0.50 · SS 0.85		Alu 0.45 · Brs 0.50 · SS 0.85		Alu 0.45 · Brs 0.50 · SS 0.85	
Operating temperature	Betriebstemperatur	-25...+75 °C		-25...+75 °C		-25...+75 °C	
Protection class	Schutzklasse	IP67		IP67		IP67	
Sensing face material	Sensorflächenwerkstoff	POM		POM		POM	
Housing material	Gehäusewerkstoff	brass	Messing	brass	Messing	brass	Messing
Switching indicator	Schaltanzeige	built-in	integriert	built-in	integriert	built-in	integriert
Connection	Anschluss	PVC, ultra-flex		conn. M12	Stecker M12	conn. M12	Stecker M12
Article code PNP, NO	↘	IPS12-S6PO50-A2P		IPS12-S6PO50-A12		IPS12-S6PO68-A12	
Article code PNP, NC	↘	IPS12-S6PC50-A2P		IPS12-S6PC50-A12		IPS12-S6PC68-A12	
Article code PNP, NO+NC	↘+↘						
Article code NPN, NO	↘	IPS12-S6NO50-A2P		IPS12-S6NO50-A12		IPS12-S6NO68-A12	
Article code NPN, NC	↘	IPS12-S6NC50-A2P		IPS12-S6NC50-A12		IPS12-S6NC68-A12	
Article code NPN, NO+NC	↘+↘						

Mind O≠0, I≠I≠1, S≠5, B≠8.

O≠0, I≠I≠1, S≠5, B≠8 beachten.

non-flush
nicht bündig
M12x1 | 8 mm



non-flush
nicht bündig
M12x1 | 8 mm



non-flush
nicht bündig
M12x1 | 8 mm



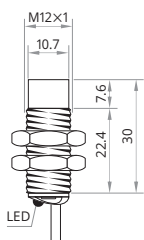
non-flush
nicht bündig
M12x1 | 8 mm



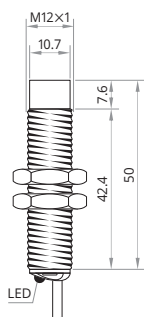
semi-flush
quasi-bündig
M12x1 | 8 mm



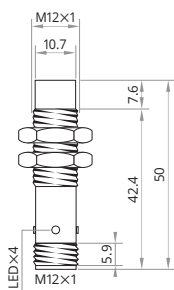
increased
erhöht



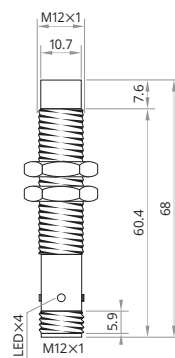
increased
erhöht



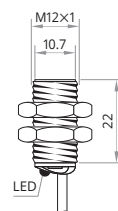
increased
erhöht



increased
erhöht



advanced
Hochleistung



8 mm	8 mm	8 mm	8 mm	8 mm
10...30 V _{DC}	10...30 V _{DC}	10...30 V _{DC}	10...30 V _{DC}	10...30 V _{DC}
built-in integriert	built-in integriert	built-in integriert	built-in integriert	built-in integriert
<8 mA	<8 mA	<8 mA	<8 mA	<8 mA
200 mA	200 mA	200 mA	200 mA	200 mA
built-in integriert	built-in integriert	built-in integriert	built-in integriert	built-in integriert
<1.5 V @ 200 mA	<1.5 V @ 200 mA	<1.5 V @ 200 mA	<1.5 V @ 200 mA	<1.5 V @ 200 mA
500 Hz	500 Hz	500 Hz	500 Hz	800 Hz
Alu 0.45 · Brs 0.50 · SS 0.85	Alu 0.45 · Brs 0.50 · SS 0.85	Alu 0.45 · Brs 0.50 · SS 0.85	Alu 0.45 · Brs 0.50 · SS 0.85	Alu 0.45 · Brs 0.50 · SS 0.85
-25...+75 °C	-25...+75 °C	-25...+75 °C	-25...+75 °C	-25...+75 °C
IP67	IP67	IP67	IP67	IP67
POM	POM	POM	POM	POM
brass Messing	brass Messing	brass Messing	brass Messing	brass Messing
built-in integriert	built-in integriert	built-in integriert	built-in integriert	built-in integriert
PVC, ultra-flex	PVC, ultra-flex	conn. M12 Stecker M12	conn. M12 Stecker M12	PVC, ultra-flex
IPS12-N8PO30-A2P	IPS12-N8PO50-A2P	IPS12-N8PO50-A12	IPS12-N8PO68-A12	IPS12-S8PO22-A2P
IPS12-N8PC30-A2P	IPS12-N8PC50-A2P	IPS12-N8PC50-A12	IPS12-N8PC68-A12	IPS12-S8PC22-A2P
IPS12-N8NO30-A2P	IPS12-N8NO50-A2P	IPS12-N8NO50-A12	IPS12-N8NO68-A12	IPS12-S8NO22-A2P
IPS12-N8NC30-A2P	IPS12-N8NC50-A2P	IPS12-N8NC50-A12	IPS12-N8NC68-A12	IPS12-S8NC22-A2P

Inductive Proximity Switch 3-Wire DC

Induktive Näherungsschalter 3-Leiter DC

semi-flush
quasi-bündig
M12×1 | 8 mm



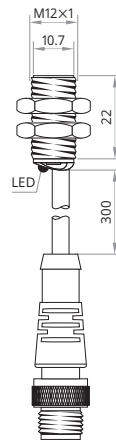
semi-flush
quasi-bündig
M12×1 | 8 mm



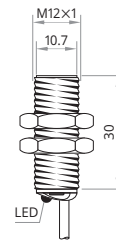
semi-flush
quasi-bündig
M12×1 | 8 mm



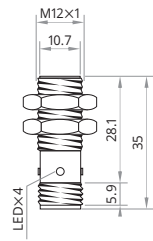
advanced
Hochleistung



advanced
Hochleistung



advanced
Hochleistung



Sensing distance S_n	Schaltabstand S_n	8 mm		8 mm		8 mm	
Operating voltage	Betriebsspannung	10...30 V _{DC}		10...30 V _{DC}		10...30 V _{DC}	
Reverse polarity protection	Verpolungsschutz	built-in	integriert	built-in	integriert	built-in	integriert
Current consumption	Stromverbrauch	<8 mA		<8 mA		<8 mA	
Current load capability	Ausgangsbelastbarkeit	200 mA		200 mA		200 mA	
Short circuit protection	Kurzschlusschutz	built-in	integriert	built-in	integriert	built-in	integriert
Voltage drop	Spannungsabfall	<1.5 V @ 200 mA		<1.5 V @ 200 mA		<1.5 V @ 200 mA	
Switching frequency	Schaltfrequenz	800 Hz		800 Hz		800 Hz	
Reduction factors	Reduktionsfaktoren	Alu 0.45 · Brs 0.50 · SS 0.85		Alu 0.45 · Brs 0.50 · SS 0.85		Alu 0.45 · Brs 0.50 · SS 0.85	
Operating temperature	Betriebstemperatur	-25...+75 °C		-25...+75 °C		-25...+75 °C	
Protection class	Schutzklasse	IP67		IP67		IP67	
Sensing face material	Sensorflächenwerkstoff	POM		POM		POM	
Housing material	Gehäusewerkstoff	brass	Messing	brass	Messing	brass	Messing
Switching indicator	Schaltanzeige	built-in	integriert	built-in	integriert	built-in	integriert
Connection	Anschluss	PVC, 300 mm, M12		PVC, ultra-flex		conn. M12	Stecker M12
Article code PNP, NO	┌─	IPS12-S8PO22-3P12		IPS12-S8PO30-A2P		IPS12-S8PO35-A12	
Article code PNP, NC	└─	IPS12-S8PC22-3P12		IPS12-S8PC30-A2P		IPS12-S8PC35-A12	
Article code PNP, NO+NC	┌─+ └─						
Article code NPN, NO	┌─	IPS12-S8NO22-3P12		IPS12-S8NO30-A2P		IPS12-S8NO35-A12	
Article code NPN, NC	└─	IPS12-S8NC22-3P12		IPS12-S8NC30-A2P		IPS12-S8NC35-A12	
Article code NPN, NO+NC	┌─+ └─						

semi-flush
quasi-bündig
M12x1 | 8 mm



semi-flush
quasi-bündig
M12x1 | 8 mm



semi-flush
quasi-bündig
M12x1 | 8 mm



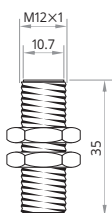
semi-flush
quasi-bündig
M12x1 | 8 mm



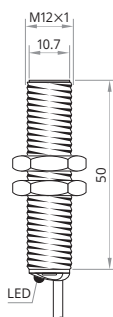
non-flush
nicht bündig
M12x1 | 10 mm



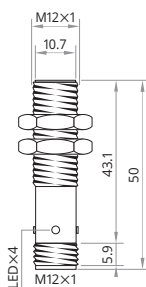
advanced
Hochleistung



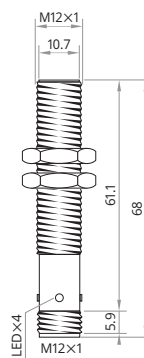
advanced
Hochleistung



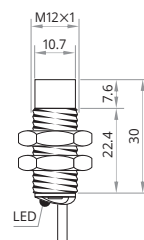
advanced
Hochleistung



advanced
Hochleistung



extended
erweitert



8 mm		8 mm		8 mm		8 mm		10 mm	
10...30 V _{DC}		10...30 V _{DC}		10...30 V _{DC}		10...30 V _{DC}		10...30 V _{DC}	
built-in	integriert	built-in	integriert	built-in	integriert	built-in	integriert	built-in	integriert
<8 mA		<8 mA		<8 mA		<8 mA		<8 mA	
200 mA		200 mA		200 mA		200 mA		200 mA	
built-in	integriert	built-in	integriert	built-in	integriert	built-in	integriert	built-in	integriert
<1.5 V @ 200 mA		<1.5 V @ 200 mA		<1.5 V @ 200 mA		<1.5 V @ 200 mA		<1.5 V @ 200 mA	
800 Hz		800 Hz		800 Hz		800 Hz		400 Hz	
Alu 0.45 · Brs 0.50 · SS 0.85		Alu 0.45 · Brs 0.50 · SS 0.85		Alu 0.45 · Brs 0.50 · SS 0.85		Alu 0.45 · Brs 0.50 · SS 0.85		Alu 0.45 · Brs 0.50 · SS 0.85	
-25...+75 °C		-25...+75 °C		-25...+75 °C		-25...+75 °C		-25...+75 °C	
IP67		IP67		IP67		IP67		IP67	
POM		POM		POM		POM		POM	
brass	Messing	brass	Messing	brass	Messing	brass	Messing	brass	Messing
built-in	integriert	built-in	integriert	built-in	integriert	built-in	integriert	built-in	integriert
conn. M12	Stecker M12	PVC, ultra-flex		conn. M12	Stecker M12	conn. M12	Stecker M12	PVC, ultra-flex	
IPS12-S8PO35-N12		IPS12-S8PO50-A2P		IPS12-S8PO50-A12		IPS12-S8PO68-A12		IPS12-N10PO30-A2P	
IPS12-S8PC35-N12		IPS12-S8PC50-A2P		IPS12-S8PC50-A12		IPS12-S8PC68-A12		IPS12-N10PC30-A2P	
IPS12-S8NO35-N12		IPS12-S8NO50-A2P		IPS12-S8NO50-A12		IPS12-S8NO68-A12		IPS12-N10NO30-A2P	
IPS12-S8NC35-N12		IPS12-S8NC50-A2P		IPS12-S8NC50-A12		IPS12-S8NC68-A12		IPS12-N10NC30-A2P	

Inductive Proximity Switch 3-Wire DC

Induktive Näherungsschalter 3-Leiter DC

non-flush
nicht bündig
M12×1 | 10 mm



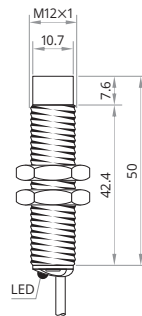
non-flush
nicht bündig
M12×1 | 10 mm



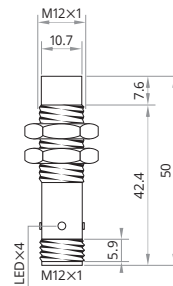
non-flush
nicht bündig
M12×1 | 10 mm



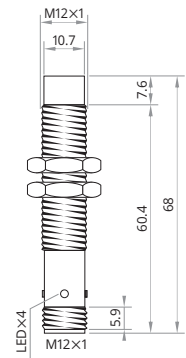
extended
erweitert



extended
erweitert



extended
erweitert



Sensing distance S_n	Schaltabstand S_n	10 mm	10 mm	10 mm
Operating voltage	Betriebsspannung	10...30 V _{DC}	10...30 V _{DC}	10...30 V _{DC}
Reverse polarity protection	Verpolungsschutz	built-in integriert	built-in integriert	built-in integriert
Current consumption	Stromverbrauch	<8 mA	<8 mA	<8 mA
Current load capability	Ausgangsbelastbarkeit	200 mA	200 mA	200 mA
Short circuit protection	Kurzschlusschutz	built-in integriert	built-in integriert	built-in integriert
Voltage drop	Spannungsabfall	<1.5 V @ 200 mA	<1.5 V @ 200 mA	<1.5 V @ 200 mA
Switching frequency	Schaltfrequenz	400 Hz	400 Hz	400 Hz
Reduction factors	Reduktionsfaktoren	Alu 0.45 · Brs 0.50 · SS 0.85	Alu 0.45 · Brs 0.50 · SS 0.85	Alu 0.45 · Brs 0.50 · SS 0.85
Operating temperature	Betriebstemperatur	-25...+75 °C	-25...+75 °C	-25...+75 °C
Protection class	Schutzklasse	IP67	IP67	IP67
Sensing face material	Sensorflächenwerkstoff	POM	POM	POM
Housing material	Gehäusewerkstoff	brass Messing	brass Messing	brass Messing
Switching indicator	Schaltanzeige	built-in integriert	built-in integriert	built-in integriert
Connection	Anschluss	PVC, ultra-flex	conn. M12 Stecker M12	conn. M12 Stecker M12
Article code PNP, NO	┌─	IPS12-N10PO50-A2P	IPS12-N10PO50-A12	IPS12-N10PO68-A12
Article code PNP, NC	└─	IPS12-N10PC50-A2P	IPS12-N10PC50-A12	IPS12-N10PC68-A12
Article code PNP, NO+NC	┌─+ └─			
Article code NPN, NO	┌─	IPS12-N10NO50-A2P	IPS12-N10NO50-A12	IPS12-N10NO68-A12
Article code NPN, NC	└─	IPS12-N10NC50-A2P	IPS12-N10NC50-A12	IPS12-N10NC68-A12
Article code NPN, NO+NC	┌─+ └─			

non-flush
nicht bündig
M12×1 | 12 mm



non-flush
nicht bündig
M12×1 | 12 mm



non-flush
nicht bündig
M12×1 | 12 mm



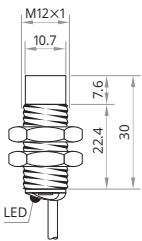
non-flush
nicht bündig
M12×1 | 12 mm



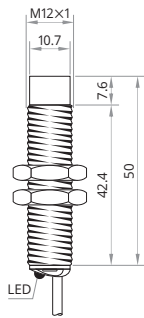
flush
bündig
M18×1 | 5 mm



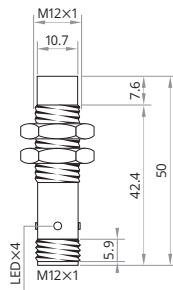
advanced
Hochleistung



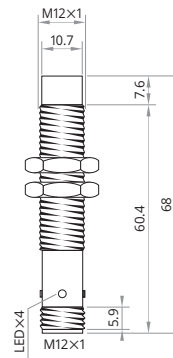
advanced
Hochleistung



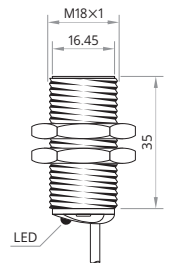
advanced
Hochleistung



advanced
Hochleistung



standard
Standard



12 mm		12 mm		12 mm		12 mm		5 mm	
10...30 V _{DC}		10...30 V _{DC}		10...30 V _{DC}		10...30 V _{DC}		10...30 V _{DC}	
built-in	integriert	built-in	integriert	built-in	integriert	built-in	integriert	built-in	integriert
<8 mA		<8 mA		<8 mA		<8 mA		<8 mA	
200 mA		200 mA		200 mA		200 mA		200 mA	
built-in	integriert	built-in	integriert	built-in	integriert	built-in	integriert	built-in	integriert
<1.5 V @ 200 mA		<1.5 V @ 200 mA		<1.5 V @ 200 mA		<1.5 V @ 200 mA		<1.5 V @ 200 mA	
400 Hz		400 Hz		400 Hz		400 Hz		1000 Hz	
Alu 0.45 · Brs 0.50 · SS 0.85		Alu 0.45 · Brs 0.50 · SS 0.85		Alu 0.45 · Brs 0.50 · SS 0.85		Alu 0.45 · Brs 0.50 · SS 0.85		Alu 0.45 · Brs 0.50 · SS 0.85	
-25...+75 °C		-25...+75 °C		-25...+75 °C		-25...+75 °C		-25...+75 °C	
IP67		IP67		IP67		IP67		IP67	
POM		POM		POM		POM		POM	
brass	Messing	brass	Messing	brass	Messing	brass	Messing	brass	Messing
built-in	integriert	built-in	integriert	built-in	integriert	built-in	integriert	built-in	integriert
PVC, ultra-flex		PVC, ultra-flex		conn. M12	Stecker M12	conn. M12	Stecker M12	PVC, ultra-flex	
IPS12-N12PO30-A2P		IPS12-N12PO50-A2P		IPS12-N12PO50-A12		IPS12-N12PO68-A12		IPS18-S5PO35-A2P	
IPS12-N12PC30-A2P		IPS12-N12PC50-A2P		IPS12-N12PC50-A12		IPS12-N12PC68-A12		IPS18-S5PC35-A2P	
IPS12-N12NO30-A2P		IPS12-N12NO50-A2P		IPS12-N12NO50-A12		IPS12-N12NO68-A12		IPS18-S5NO35-A2P	
IPS12-N12NC30-A2P		IPS12-N12NC50-A2P		IPS12-N12NC50-A12		IPS12-N12NC68-A12		IPS18-S5NC35-A2P	

XECRO reserves the right to make minor changes without prior notification.
XECRO behält sich das Recht auf geringe Änderungen ohne Ankündigung vor.

Inductive Proximity Switch 3-Wire DC

Induktive Näherungsschalter 3-Leiter DC

flush
bündig
M18x1 | 5 mm



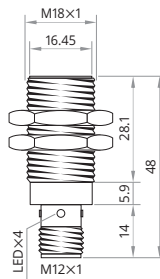
flush
bündig
M18x1 | 5 mm



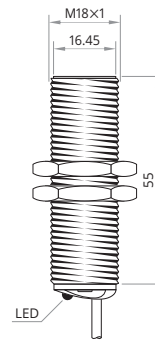
flush
bündig
M18x1 | 5 mm



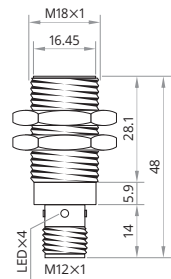
standard
Standard



standard
Standard



standard
Standard



Sensing distance S_n	Schaltabstand S_n	5 mm	5 mm	5 mm
Operating voltage	Betriebsspannung	10...30 V _{DC}	10...30 V _{DC}	10...30 V _{DC}
Reverse polarity protection	Verpolungsschutz	built-in integriert	built-in integriert	built-in integriert
Current consumption	Stromverbrauch	<8 mA	<8 mA	<8 mA
Current load capability	Ausgangsbelastbarkeit	200 mA	200 mA	200 mA
Short circuit protection	Kurzschlusschutz	built-in integriert	built-in integriert	built-in integriert
Voltage drop	Spannungsabfall	<1.5 V @ 200 mA	<1.5 V @ 200 mA	<1.5 V @ 200 mA
Switching frequency	Schaltfrequenz	1000 Hz	1000 Hz	1000 Hz
Reduction factors	Reduktionsfaktoren	Alu 0.45 · Brs 0.50 · SS 0.85	Alu 0.45 · Brs 0.50 · SS 0.85	Alu 0.45 · Brs 0.50 · SS 0.85
Operating temperature	Betriebstemperatur	-25...+75 °C	-25...+75 °C	-25...+75 °C
Protection class	Schutzklasse	IP67	IP67	IP67
Sensing face material	Sensorflächenwerkstoff	POM	POM	POM
Housing material	Gehäusewerkstoff	brass Messing	brass Messing	brass Messing
Switching indicator	Schaltanzeige	built-in integriert	built-in integriert	built-in integriert
Connection	Anschluss	conn. M12 Stecker M12	PVC, ultra-flex	conn. M12 Stecker M12
Article code PNP, NO	┌─	IPS18-S5PO48-A12	IPS18-S5PO55-A2P	IPS18-S5PO79-A12
Article code PNP, NC	└─	IPS18-S5PC48-A12	IPS18-S5PC55-A2P	IPS18-S5PC79-A12
Article code PNP, NO+NC	┌─+ └─			
Article code NPN, NO	┌─	IPS18-S5NO48-A12	IPS18-S5NO55-A2P	IPS18-S5NO79-A12
Article code NPN, NC	└─	IPS18-S5NC48-A12	IPS18-S5NC55-A2P	IPS18-S5NC79-A12
Article code NPN, NO+NC	┌─+ └─			

flush
bündig
M18×1 | 8 mm



flush
bündig
M18×1 | 8 mm



flush
bündig
M18×1 | 8 mm



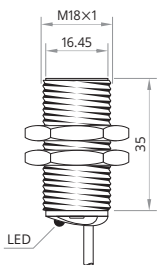
flush
bündig
M18×1 | 8 mm



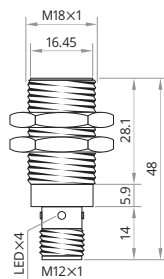
non-flush
nicht bündig
M18×1 | 8 mm



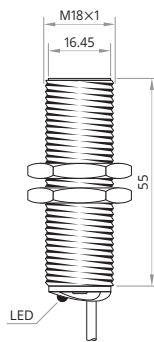
increased
erhöht



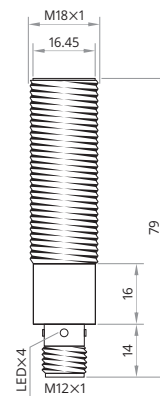
increased
erhöht



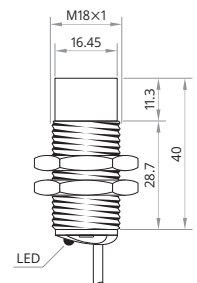
increased
erhöht



increased
erhöht



standard
Standard



8 mm	8 mm	8 mm	8 mm	8 mm
10...30 V _{DC}	10...30 V _{DC}	10...30 V _{DC}	10...30 V _{DC}	10...30 V _{DC}
built-in integriert	built-in integriert	built-in integriert	built-in integriert	built-in integriert
<8 mA	<8 mA	<8 mA	<8 mA	<8 mA
200 mA	200 mA	200 mA	200 mA	200 mA
built-in integriert	built-in integriert	built-in integriert	built-in integriert	built-in integriert
<1.5 V @ 200 mA	<1.5 V @ 200 mA	<1.5 V @ 200 mA	<1.5 V @ 200 mA	<1.5 V @ 200 mA
500 Hz	500 Hz	500 Hz	500 Hz	500 Hz
Alu 0.45 · Brs 0.50 · SS 0.85	Alu 0.45 · Brs 0.50 · SS 0.85	Alu 0.45 · Brs 0.50 · SS 0.85	Alu 0.45 · Brs 0.50 · SS 0.85	Alu 0.45 · Brs 0.50 · SS 0.85
-25...+75 °C	-25...+75 °C	-25...+75 °C	-25...+75 °C	-25...+75 °C
IP67	IP67	IP67	IP67	IP67
POM	POM	POM	POM	POM
brass Messing	brass Messing	brass Messing	brass Messing	brass Messing
built-in integriert	built-in integriert	built-in integriert	built-in integriert	built-in integriert
PVC, ultra-flex	conn. M12 Stecker M12	PVC, ultra-flex	conn. M12 Stecker M12	PVC, ultra-flex
IPS18-S8PO35-A2P	IPS18-S8PO48-A12	IPS18-S8PO55-A2P	IPS18-S8PO79-A12	IPS18-N8PO40-A2P
IPS18-S8PC35-A2P	IPS18-S8PC48-A12	IPS18-S8PC55-A2P	IPS18-S8PC79-A12	IPS18-N8PC40-A2P
IPS18-S8PCO35-A2P	IPS18-S8PCO48-A12	IPS18-S8PCO55-A2P	IPS18-S8PCO79-A12	
IPS18-S8NO35-A2P	IPS18-S8NO48-A12	IPS18-S8NO55-A2P	IPS18-S8NO79-A12	IPS18-N8NO40-A2P
IPS18-S8NC35-A2P	IPS18-S8NC48-A12	IPS18-S8NC55-A2P	IPS18-S8NC79-A12	IPS18-N8NC40-A2P
IPS18-S8NCO35-A2P	IPS18-S8NCO48-A12	IPS18-S8NCO55-A2P	IPS18-S8NCO79-A12	

XECRO reserves the right to make minor changes without prior notification.
XECRO behält sich das Recht auf geringe Änderungen ohne Ankündigung vor.

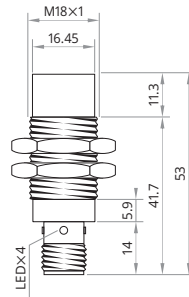
Inductive Proximity Switch 3-Wire DC

Induktive Näherungsschalter 3-Leiter DC

non-flush
nicht bündig
M18×1 | 8 mm



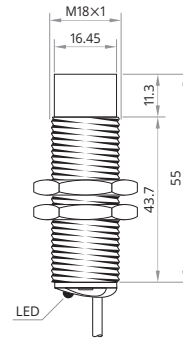
standard
Standard



non-flush
nicht bündig
M18×1 | 8 mm



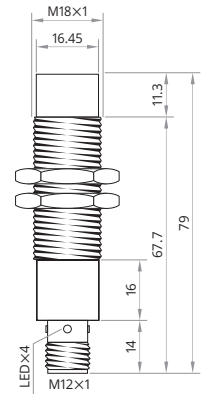
standard
Standard



non-flush
nicht bündig
M18×1 | 8 mm



standard
Standard



Sensing distance S_n	Schaltabstand S_n	8 mm	8 mm	8 mm
Operating voltage	Betriebsspannung	10...30 V _{DC}	10...30 V _{DC}	10...30 V _{DC}
Reverse polarity protection	Verpolungsschutz	built-in	integriert	built-in integriert
Current consumption	Stromverbrauch	<8 mA	<8 mA	<8 mA
Current load capability	Ausgangsbelastbarkeit	200 mA	200 mA	200 mA
Short circuit protection	Kurzschlusschutz	built-in	integriert	built-in integriert
Voltage drop	Spannungsabfall	<1.5 V @ 200 mA	<1.5 V @ 200 mA	<1.5 V @ 200 mA
Switching frequency	Schaltfrequenz	500 Hz	500 Hz	500 Hz
Reduction factors	Reduktionsfaktoren	Alu 0.45 · Brs 0.50 · SS 0.85	Alu 0.45 · Brs 0.50 · SS 0.85	Alu 0.45 · Brs 0.50 · SS 0.85
Operating temperature	Betriebstemperatur	-25...+75 °C	-25...+75 °C	-25...+75 °C
Protection class	Schutzklasse	IP67	IP67	IP67
Sensing face material	Sensorflächenwerkstoff	POM	POM	POM
Housing material	Gehäusewerkstoff	brass	Messing	brass Messing
Switching indicator	Schaltanzeige	built-in	integriert	built-in integriert
Connection	Anschluss	conn. M12 Stecker M12	PVC, ultra-flex	conn. M12 Stecker M12
Article code PNP, NO	┌─	IPS18-N8PO53-A12	IPS18-N8PO55-A2P	IPS18-N8PO79-A12
Article code PNP, NC	└─	IPS18-N8PC53-A12	IPS18-N8PC55-A2P	IPS18-N8PC79-A12
Article code PNP, NO+NC	┌─+ └─			
Article code NPN, NO	┌─	IPS18-N8NO53-A12	IPS18-N8NO55-A2P	IPS18-N8NO79-A12
Article code NPN, NC	└─	IPS18-N8NC53-A12	IPS18-N8NC55-A2P	IPS18-N8NC79-A12
Article code NPN, NO+NC	┌─+ └─			

semi-flush
quasi-bündig
M18×1 | 12 mm



semi-flush
quasi-bündig
M18×1 | 12 mm



semi-flush
quasi-bündig
M18×1 | 12 mm



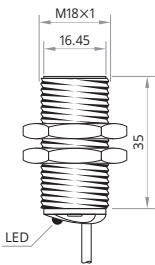
semi-flush
quasi-bündig
M18×1 | 12 mm



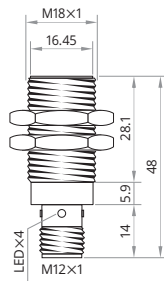
semi-flush
quasi-bündig
M18×1 | 15 mm



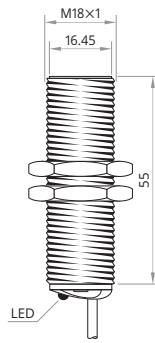
extended
erweitert



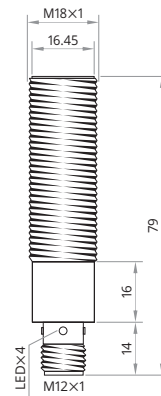
extended
erweitert



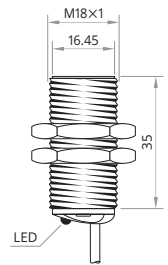
extended
erweitert



extended
erweitert



advanced
Hochleistung



12 mm	12 mm	12 mm	12 mm	15 mm
10...30 V _{DC}	10...30 V _{DC}	10...30 V _{DC}	10...30 V _{DC}	10...30 V _{DC}
built-in integriert	built-in integriert	built-in integriert	built-in integriert	built-in integriert
<8 mA	<8 mA	<8 mA	<8 mA	<8 mA
200 mA	200 mA	200 mA	200 mA	200 mA
built-in integriert	built-in integriert	built-in integriert	built-in integriert	built-in integriert
<1.5 V @ 200 mA	<1.5 V @ 200 mA	<1.5 V @ 200 mA	<1.5 V @ 200 mA	<1.5 V @ 200 mA
300 Hz	300 Hz	300 Hz	300 Hz	300 Hz
Alu 0.45 · Brs 0.50 · SS 0.85	Alu 0.45 · Brs 0.50 · SS 0.85	Alu 0.45 · Brs 0.50 · SS 0.85	Alu 0.45 · Brs 0.50 · SS 0.85	Alu 0.45 · Brs 0.50 · SS 0.85
-25...+75 °C	-25...+75 °C	-25...+75 °C	-25...+75 °C	-25...+75 °C
IP67	IP67	IP67	IP67	IP67
POM	POM	POM	POM	POM
brass Messing	brass Messing	brass Messing	brass Messing	brass Messing
built-in integriert	built-in integriert	built-in integriert	built-in integriert	built-in integriert
PVC, ultra-flex	conn. M12 Stecker M12	PVC, ultra-flex	conn. M12 Stecker M12	PVC, ultra-flex
IPS18-S12PO35-A2P	IPS18-S12PO48-A12	IPS18-S12PO55-A2P	IPS18-S12PO79-A12	IPS18-S15PO35-A2P
IPS18-S12PC35-A2P	IPS18-S12PC48-A12	IPS18-S12PC55-A2P	IPS18-S12PC79-A12	IPS18-S15PC35-A2P
IPS18-S12NO35-A2P	IPS18-S12NO48-A12	IPS18-S12NO55-A2P	IPS18-S12NO79-A12	IPS18-S15NO35-A2P
IPS18-S12NC35-A2P	IPS18-S12NC48-A12	IPS18-S12NC55-A2P	IPS18-S12NC79-A12	IPS18-S15NC35-A2P

Inductive Proximity Switch 3-Wire DC

Induktive Näherungsschalter 3-Leiter DC

semi-flush
quasi-bündig
M18×1 | 15 mm



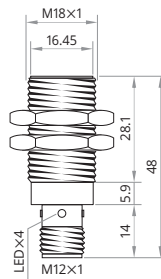
semi-flush
quasi-bündig
M18×1 | 15 mm



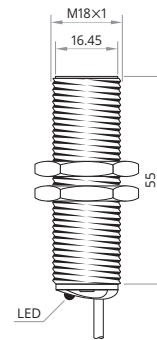
semi-flush
quasi-bündig
M18×1 | 15 mm



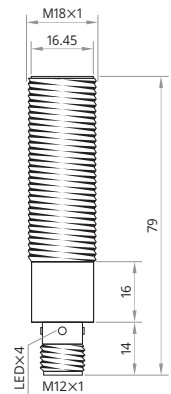
advanced
Hochleistung



advanced
Hochleistung



advanced
Hochleistung



Sensing distance S_n	Schaltabstand S_n	15 mm	15 mm	15 mm
Operating voltage	Betriebsspannung	10...30 V _{DC}	10...30 V _{DC}	10...30 V _{DC}
Reverse polarity protection	Verpolungsschutz	built-in integriert	built-in integriert	built-in integriert
Current consumption	Stromverbrauch	<8 mA	<8 mA	<8 mA
Current load capability	Ausgangsbelastbarkeit	200 mA	200 mA	200 mA
Short circuit protection	Kurzschlusschutz	built-in integriert	built-in integriert	built-in integriert
Voltage drop	Spannungsabfall	<1.5 V @ 200 mA	<1.5 V @ 200 mA	<1.5 V @ 200 mA
Switching frequency	Schaltfrequenz	300 Hz	300 Hz	300 Hz
Reduction factors	Reduktionsfaktoren	Alu 0.45 · Brs 0.50 · SS 0.85	Alu 0.45 · Brs 0.50 · SS 0.85	Alu 0.45 · Brs 0.50 · SS 0.85
Operating temperature	Betriebstemperatur	-25...+75 °C	-25...+75 °C	-25...+75 °C
Protection class	Schutzklasse	IP67	IP67	IP67
Sensing face material	Sensorflächenwerkstoff	POM	POM	POM
Housing material	Gehäusewerkstoff	brass Messing	brass Messing	brass Messing
Switching indicator	Schaltanzeige	built-in integriert	built-in integriert	built-in integriert
Connection	Anschluss	conn. M12 Stecker M12	PVC, ultra-flex	conn. M12 Stecker M12
Article code PNP, NO	┌─	IPS18-S15PO48-A12	IPS18-S15PO55-A2P	IPS18-S15PO79-A12
Article code PNP, NC	└─	IPS18-S15PC48-A12	IPS18-S15PC55-A2P	IPS18-S15PC79-A12
Article code PNP, NO+NC	┌─+└─			
Article code NPN, NO	┌─	IPS18-S15NO48-A12	IPS18-S15NO55-A2P	IPS18-S15NO79-A12
Article code NPN, NC	└─	IPS18-S15NC48-A12	IPS18-S15NC55-A2P	IPS18-S15NC79-A12
Article code NPN, NO+NC	┌─+└─			

non-flush
nicht bündig
M18x1 | 16 mm



non-flush
nicht bündig
M18x1 | 16 mm



non-flush
nicht bündig
M18x1 | 16 mm



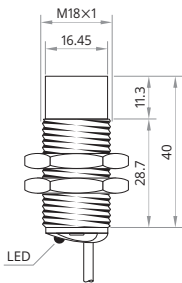
non-flush
nicht bündig
M18x1 | 16 mm



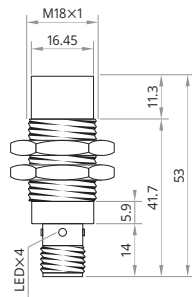
non-flush
nicht bündig
M18x1 | 20 mm



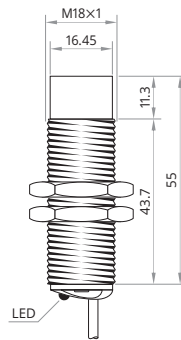
increased
erhöht



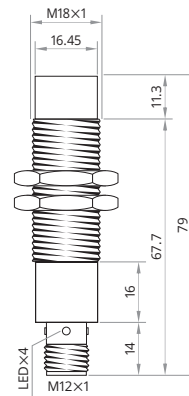
increased
erhöht



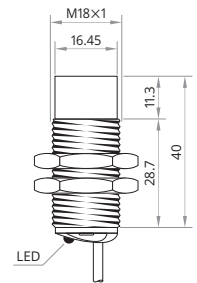
increased
erhöht



increased
erhöht



extended
erweitert



16 mm		16 mm		16 mm		16 mm		20 mm	
10...30 V _{DC}		10...30 V _{DC}		10...30 V _{DC}		10...30 V _{DC}		10...30 V _{DC}	
built-in	integriert	built-in	integriert	built-in	integriert	built-in	integriert	built-in	integriert
<8 mA		<8 mA		<8 mA		<8 mA		<8 mA	
200 mA		200 mA		200 mA		200 mA		200 mA	
built-in	integriert	built-in	integriert	built-in	integriert	built-in	integriert	built-in	integriert
<1.5 V @ 200 mA		<1.5 V @ 200 mA		<1.5 V @ 200 mA		<1.5 V @ 200 mA		<1.5 V @ 200 mA	
150 Hz		150 Hz		150 Hz		150 Hz		100 Hz	
Alu 0.45 · Brs 0.50 · SS 0.85		Alu 0.45 · Brs 0.50 · SS 0.85		Alu 0.45 · Brs 0.50 · SS 0.85		Alu 0.45 · Brs 0.50 · SS 0.85		Alu 0.45 · Brs 0.50 · SS 0.85	
-25...+75 °C		-25...+75 °C		-25...+75 °C		-25...+75 °C		-25...+75 °C	
IP67		IP67		IP67		IP67		IP67	
POM		POM		POM		POM		POM	
brass	Messing	brass	Messing	brass	Messing	brass	Messing	brass	Messing
built-in	integriert	built-in	integriert	built-in	integriert	built-in	integriert	built-in	integriert
PVC, ultra-flex		conn. M12	Stecker M12	PVC, ultra-flex		conn. M12	Stecker M12	PVC, ultra-flex	
IPS18-N16PO40-A2P		IPS18-N16PO53-A12		IPS18-N16PO55-A2P		IPS18-N16PO79-A12		IPS18-N20PO40-A2P	
IPS18-N16PC40-A2P		IPS18-N16PC53-A12		IPS18-N16PC55-A2P		IPS18-N16PC79-A12		IPS18-N20PC40-A2P	
IPS18-N16PCO40-A2P		IPS18-N16PCO53-A12		IPS18-N16PCO55-A2P		IPS18-N16PCO79-A12			
IPS18-N16NO40-A2P		IPS18-N16NO53-A12		IPS18-N16NO55-A2P		IPS18-N16NO79-A12		IPS18-N20NO40-A2P	
IPS18-N16NC40-A2P		IPS18-N16NC53-A12		IPS18-N16NC55-A2P		IPS18-N16NC79-A12		IPS18-N20NC40-A2P	
IPS18-N16NCO40-A2P		IPS18-N16NCO53-A12		IPS18-N16NCO55-A2P		IPS18-N16NCO79-A12			

XECRO reserves the right to make minor changes without prior notification.
XECRO behält sich das Recht auf geringe Änderungen ohne Ankündigung vor.

Inductive Proximity Switch 3-Wire DC

Induktive Näherungsschalter 3-Leiter DC

non-flush
nicht bündig
M18×1 | 20 mm



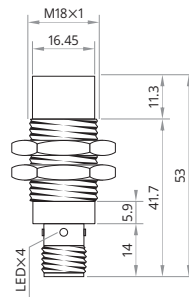
non-flush
nicht bündig
M18×1 | 20 mm



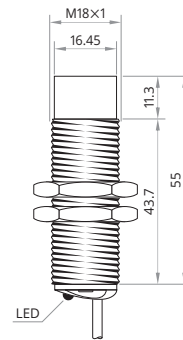
non-flush
nicht bündig
M18×1 | 20 mm



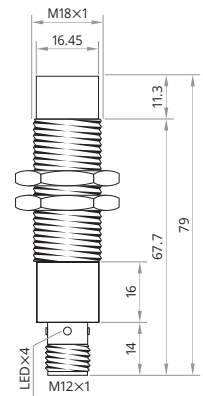
extended
erweitert



extended
erweitert



extended
erweitert



Sensing distance S_n	Schaltabstand S_n	20 mm	20 mm	20 mm
Operating voltage	Betriebsspannung	10...30 V _{DC}	10...30 V _{DC}	10...30 V _{DC}
Reverse polarity protection	Verpolungsschutz	built-in integriert	built-in integriert	built-in integriert
Current consumption	Stromverbrauch	<8 mA	<8 mA	<8 mA
Current load capability	Ausgangsbelastbarkeit	200 mA	200 mA	200 mA
Short circuit protection	Kurzschlusschutz	built-in integriert	built-in integriert	built-in integriert
Voltage drop	Spannungsabfall	<1.5 V @ 200 mA	<1.5 V @ 200 mA	<1.5 V @ 200 mA
Switching frequency	Schaltfrequenz	100 Hz	100 Hz	100 Hz
Reduction factors	Reduktionsfaktoren	Alu 0.45 · Brs 0.50 · SS 0.85	Alu 0.45 · Brs 0.50 · SS 0.85	Alu 0.45 · Brs 0.50 · SS 0.85
Operating temperature	Betriebstemperatur	-25...+75 °C	-25...+75 °C	-25...+75 °C
Protection class	Schutzklasse	IP67	IP67	IP67
Sensing face material	Sensorflächenwerkstoff	POM	POM	POM
Housing material	Gehäusewerkstoff	brass Messing	brass Messing	brass Messing
Switching indicator	Schaltanzeige	built-in integriert	built-in integriert	built-in integriert
Connection	Anschluss	conn. M12 Stecker M12	PVC, ultra-flex	conn. M12 Stecker M12
Article code PNP, NO	┌─	IPS18-N20PO53-A12	IPS18-N20PO55-A2P	IPS18-N20PO79-A12
Article code PNP, NC	└─	IPS18-N20PC53-A12	IPS18-N20PC55-A2P	IPS18-N20PC79-A12
Article code PNP, NO+NC	┌─+ └─			
Article code NPN, NO	┌─	IPS18-N20NO53-A12	IPS18-N20NO55-A2P	IPS18-N20NO79-A12
Article code NPN, NC	└─	IPS18-N20NC53-A12	IPS18-N20NC55-A2P	IPS18-N20NC79-A12
Article code NPN, NO+NC	┌─+ └─			

flush
bündig
M30×1.5 | 10 mm



flush
bündig
M30×1.5 | 10 mm



flush
bündig
M30×1.5 | 10 mm



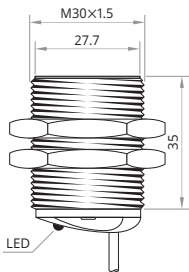
flush
bündig
M30×1.5 | 10 mm



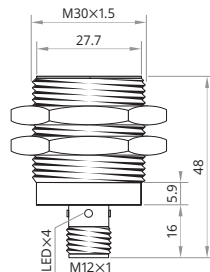
non-flush
nicht bündig
M30×1.5 | 15 mm



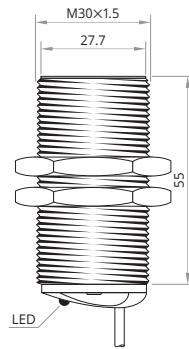
standard
Standard



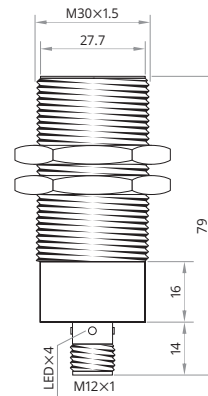
standard
Standard



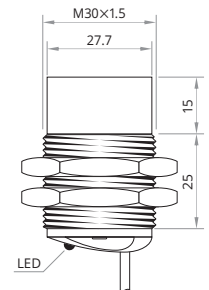
standard
Standard



standard
Standard



standard
Standard



10 mm		10 mm		10 mm		10 mm		15 mm	
10...30 V _{DC}		10...30 V _{DC}		10...30 V _{DC}		10...30 V _{DC}		10...30 V _{DC}	
built-in	integriert	built-in	integriert	built-in	integriert	built-in	integriert	built-in	integriert
<8 mA		<8 mA		<8 mA		<8 mA		<8 mA	
200 mA		200 mA		200 mA		200 mA		200 mA	
built-in	integriert	built-in	integriert	built-in	integriert	built-in	integriert	built-in	integriert
<1.5 V @ 200 mA		<1.5 V @ 200 mA		<1.5 V @ 200 mA		<1.5 V @ 200 mA		<1.5 V @ 200 mA	
300 Hz		300 Hz		300 Hz		300 Hz		150 Hz	
Alu 0.45 · Brs 0.50 · SS 0.85		Alu 0.45 · Brs 0.50 · SS 0.85		Alu 0.45 · Brs 0.50 · SS 0.85		Alu 0.45 · Brs 0.50 · SS 0.85		Alu 0.45 · Brs 0.50 · SS 0.85	
-25...+75 °C		-25...+75 °C		-25...+75 °C		-25...+75 °C		-25...+75 °C	
IP67		IP67		IP67		IP67		IP67	
POM		POM		POM		POM		POM	
brass	Messing	brass	Messing	brass	Messing	brass	Messing	brass	Messing
built-in	integriert	built-in	integriert	built-in	integriert	built-in	integriert	built-in	integriert
PVC, ultra-flex		conn. M12	Stecker M12	PVC, ultra-flex		conn. M12	Stecker M12	PVC, ultra-flex	
IPS30-S10PO35-A2P		IPS30-S10PO48-A12		IPS30-S10PO55-A2P		IPS30-S10PO79-A12		IPS30-N15PO40-A2P	
IPS30-S10PC35-A2P		IPS30-S10PC48-A12		IPS30-S10PC55-A2P		IPS30-S10PC79-A12		IPS30-N15PC40-A2P	
IPS30-S10NO35-A2P		IPS30-S10NO48-A12		IPS30-S10NO55-A2P		IPS30-S10NO79-A12		IPS30-N15NO40-A2P	
IPS30-S10NC35-A2P		IPS30-S10NC48-A12		IPS30-S10NC55-A2P		IPS30-S10NC79-A12		IPS30-N15NC40-A2P	

XECRO reserves the right to make minor changes without prior notification.
XECRO behält sich das Recht auf geringe Änderungen ohne Ankündigung vor.

Inductive Proximity Switch 3-Wire DC

Induktive Näherungsschalter 3-Leiter DC

non-flush
nicht bündig
M30×1.5 | 15 mm



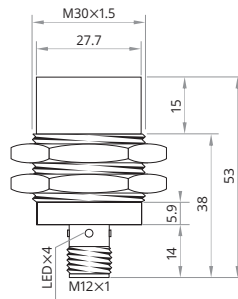
non-flush
nicht bündig
M30×1.5 | 15 mm



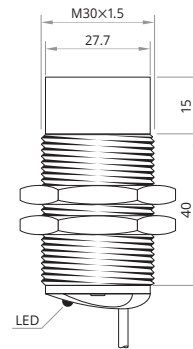
non-flush
nicht bündig
M30×1.5 | 15 mm



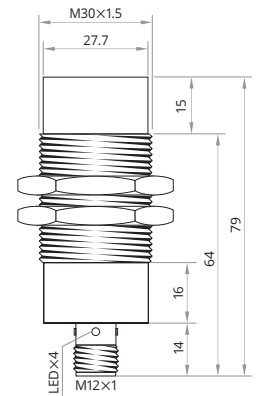
standard
Standard



standard
Standard



standard
Standard



Sensing distance S_n	Schaltabstand S_n	15 mm	15 mm	15 mm
Operating voltage	Betriebsspannung	10...30 V _{DC}	10...30 V _{DC}	10...30 V _{DC}
Reverse polarity protection	Verpolungsschutz	built-in integriert	built-in integriert	built-in integriert
Current consumption	Stromverbrauch	<8 mA	<8 mA	<8 mA
Current load capability	Ausgangsbelastbarkeit	200 mA	200 mA	200 mA
Short circuit protection	Kurzschlusschutz	built-in integriert	built-in integriert	built-in integriert
Voltage drop	Spannungsabfall	<1.5 V @ 200 mA	<1.5 V @ 200 mA	<1.5 V @ 200 mA
Switching frequency	Schaltfrequenz	150 Hz	150 Hz	150 Hz
Reduction factors	Reduktionsfaktoren	Alu 0.45 · Brs 0.50 · SS 0.85	Alu 0.45 · Brs 0.50 · SS 0.85	Alu 0.45 · Brs 0.50 · SS 0.85
Operating temperature	Betriebstemperatur	-25...+75 °C	-25...+75 °C	-25...+75 °C
Protection class	Schutzklasse	IP67	IP67	IP67
Sensing face material	Sensorflächenwerkstoff	POM	POM	POM
Housing material	Gehäusewerkstoff	brass Messing	brass Messing	brass Messing
Switching indicator	Schaltanzeige	built-in integriert	built-in integriert	built-in integriert
Connection	Anschluss	conn. M12 Stecker M12	PVC, ultra-flex	conn. M12 Stecker M12
Article code PNP, NO	┌─	IPS30-N15PO53-A12	IPS30-N15PO55-A2P	IPS30-N15PO79-A12
Article code PNP, NC	└─	IPS30-N15PC53-A12	IPS30-N15PC55-A2P	IPS30-N15PC79-A12
Article code PNP, NO+NC	┌─+└─			
Article code NPN, NO	┌─	IPS30-N15NO53-A12	IPS30-N15NO55-A2P	IPS30-N15NO79-A12
Article code NPN, NC	└─	IPS30-N15NC53-A12	IPS30-N15NC55-A2P	IPS30-N15NC79-A12
Article code NPN, NO+NC	┌─+└─			

flush
bündig
M30×1.5 | 16 mm



flush
bündig
M30×1.5 | 16 mm



flush
bündig
M30×1.5 | 16 mm



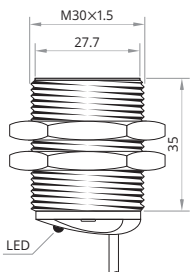
flush
bündig
M30×1.5 | 16 mm



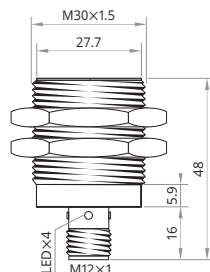
semi-flush
quasi-bündig
M30×1.5 | 22 mm



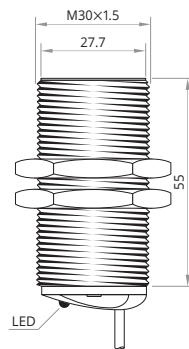
increased
erhöht



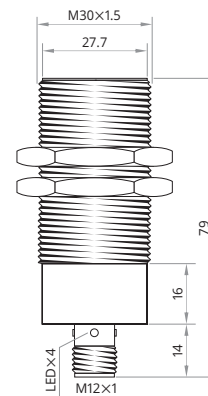
increased
erhöht



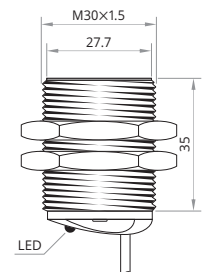
increased
erhöht



increased
erhöht



extended
erweitert



16 mm		16 mm		16 mm		16 mm		22 mm	
10...30 V _{DC}		10...30 V _{DC}		10...30 V _{DC}		10...30 V _{DC}		10...30 V _{DC}	
built-in	integriert	built-in	integriert	built-in	integriert	built-in	integriert	built-in	integriert
<8 mA		<8 mA		<8 mA		<8 mA		<8 mA	
200 mA		200 mA		200 mA		200 mA		200 mA	
built-in	integriert	built-in	integriert	built-in	integriert	built-in	integriert	built-in	integriert
<1.5 V @ 200 mA		<1.5 V @ 200 mA		<1.5 V @ 200 mA		<1.5 V @ 200 mA		<1.5 V @ 200 mA	
150 Hz		150 Hz		150 Hz		150 Hz		150 Hz	
Alu 0.45 · Brs 0.50 · SS 0.85		Alu 0.45 · Brs 0.50 · SS 0.85		Alu 0.45 · Brs 0.50 · SS 0.85		Alu 0.45 · Brs 0.50 · SS 0.85		Alu 0.45 · Brs 0.50 · SS 0.85	
-25...+75 °C		-25...+75 °C		-25...+75 °C		-25...+75 °C		-25...+75 °C	
IP67		IP67		IP67		IP67		IP67	
POM		POM		POM		POM		POM	
brass	Messing	brass	Messing	brass	Messing	brass	Messing	brass	Messing
built-in	integriert	built-in	integriert	built-in	integriert	built-in	integriert	built-in	integriert
PVC, ultra-flex		conn. M12	Stecker M12	PVC, ultra-flex		conn. M12	Stecker M12	PVC, ultra-flex	
IPS30-S16PO35-A2P		IPS30-S16PO48-A12		IPS30-S16PO55-A2P		IPS30-S16PO79-A12		IPS30-S22PO35-A2P	
IPS30-S16PC35-A2P		IPS30-S16PC48-A12		IPS30-S16PC55-A2P		IPS30-S16PC79-A12		IPS30-S22PC35-A2P	
IPS30-S16PCO35-A2P		IPS30-S16PCO48-A12		IPS30-S16PCO55-A2P					
IPS30-S16NO35-A2P		IPS30-S16NO48-A12		IPS30-S16NO55-A2P		IPS30-S16NO79-A12		IPS30-S22NO35-A2P	
IPS30-S16NC35-A2P		IPS30-S16NC48-A12		IPS30-S16NC55-A2P		IPS30-S16NC79-A12		IPS30-S22NC35-A2P	
IPS30-S16NCO35-A2P		IPS30-S16NCO48-A12		IPS30-S16NCO55-A2P					

XECRO reserves the right to make minor changes without prior notification.
XECRO behält sich das Recht auf geringe Änderungen ohne Ankündigung vor.

Inductive Proximity Switch 3-Wire DC

Induktive Näherungsschalter 3-Leiter DC

semi-flush
quasi-bündig
M30×1.5 | 22 mm



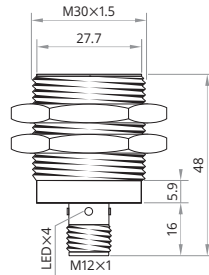
semi-flush
quasi-bündig
M30×1.5 | 22 mm



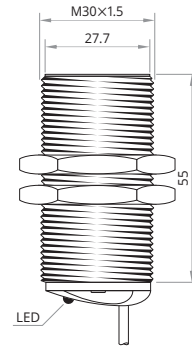
semi-flush
quasi-bündig
M30×1.5 | 22 mm



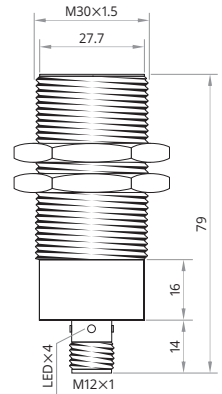
extended
erweitert



extended
erweitert



extended
erweitert



Sensing distance S_n	Schaltabstand S_n	22 mm	22 mm	22 mm
Operating voltage	Betriebsspannung	10...30 V _{DC}	10...30 V _{DC}	10...30 V _{DC}
Reverse polarity protection	Verpolungsschutz	built-in integriert	built-in integriert	built-in integriert
Current consumption	Stromverbrauch	<8 mA	<8 mA	<8 mA
Current load capability	Ausgangsbelastbarkeit	200 mA	200 mA	200 mA
Short circuit protection	Kurzschlusschutz	built-in integriert	built-in integriert	built-in integriert
Voltage drop	Spannungsabfall	<1.5 V @ 200 mA	<1.5 V @ 200 mA	<1.5 V @ 200 mA
Switching frequency	Schaltfrequenz	150 Hz	150 Hz	150 Hz
Reduction factors	Reduktionsfaktoren	Alu 0.45 · Brs 0.50 · SS 0.85	Alu 0.45 · Brs 0.50 · SS 0.85	Alu 0.45 · Brs 0.50 · SS 0.85
Operating temperature	Betriebstemperatur	-25...+75 °C	-25...+75 °C	-25...+75 °C
Protection class	Schutzklasse	IP67	IP67	IP67
Sensing face material	Sensorflächenwerkstoff	POM	POM	POM
Housing material	Gehäusewerkstoff	brass Messing	brass Messing	brass Messing
Switching indicator	Schaltanzeige	built-in integriert	built-in integriert	built-in integriert
Connection	Anschluss	conn. M12 Stecker M12	PVC, ultra-flex	conn. M12 Stecker M12
Article code PNP, NO	┌─	IPS30-S22PO48-A12	IPS30-S22PO55-A2P	IPS30-S22PO79-A12
Article code PNP, NC	└─	IPS30-S22PC48-A12	IPS30-S22PC55-A2P	IPS30-S22PC79-A12
Article code PNP, NO+NC	┌─+└─			
Article code NPN, NO	┌─	IPS30-S22NO48-A12	IPS30-S22NO55-A2P	IPS30-S22NO79-A12
Article code NPN, NC	└─	IPS30-S22NC48-A12	IPS30-S22NC55-A2P	IPS30-S22NC79-A12
Article code NPN, NO+NC	┌─+└─			

non-flush
nicht bündig
M30×1.5 | 25 mm



non-flush
nicht bündig
M30×1.5 | 25 mm



non-flush
nicht bündig
M30×1.5 | 25 mm



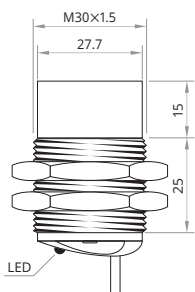
non-flush
nicht bündig
M30×1.5 | 25 mm



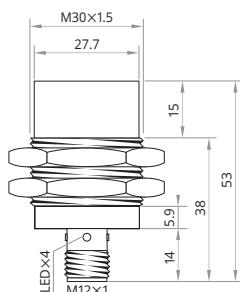
non-flush
nicht bündig
M30×1.5 | 40 mm



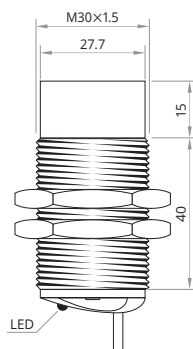
increased
erhöht



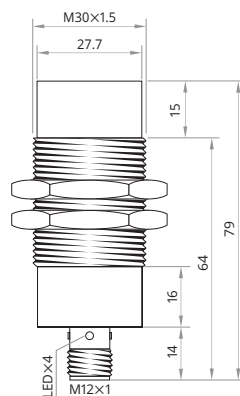
increased
erhöht



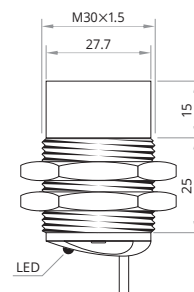
increased
erhöht



increased
erhöht



extended
erweitert



25 mm

10...30 V_{DC}

built-in integriert

<8 mA

200 mA

built-in integriert

<1.5 V @ 200 mA

100 Hz

Alu 0.45 · Brs 0.50 · SS 0.85

-25...+75 °C

IP67

POM

brass Messing

built-in integriert

PVC, ultra-flex

IPS30-N25PO40-A2P

IPS30-N25PC40-A2P

IPS30-N25NO40-A2P

IPS30-N25NC40-A2P

25 mm

10...30 V_{DC}

built-in integriert

<8 mA

200 mA

built-in integriert

<1.5 V @ 200 mA

100 Hz

Alu 0.45 · Brs 0.50 · SS 0.85

-25...+75 °C

IP67

POM

brass Messing

built-in integriert

conn. M12 Stecker M12

IPS30-N25PO53-A12

IPS30-N25PC53-A12

IPS30-N25PCO53-A12

IPS30-N25NO53-A12

IPS30-N25NC53-A12

IPS30-N25NCO53-A12

25 mm

10...30 V_{DC}

built-in integriert

<8 mA

200 mA

built-in integriert

<1.5 V @ 200 mA

100 Hz

Alu 0.45 · Brs 0.50 · SS 0.85

-25...+75 °C

IP67

POM

brass Messing

built-in integriert

PVC, ultra-flex

IPS30-N25PO55-A2P

IPS30-N25PC55-A2P

IPS30-N25PCO55-A2P

IPS30-N25NO55-A2P

IPS30-N25NC55-A2P

IPS30-N25NCO55-A2P

25 mm

10...30 V_{DC}

built-in integriert

<8 mA

200 mA

built-in integriert

<1.5 V @ 200 mA

100 Hz

Alu 0.45 · Brs 0.50 · SS 0.85

-25...+75 °C

IP67

POM

brass Messing

built-in integriert

conn. M12 Stecker M12

IPS30-N25PO79-A12

IPS30-N25PC79-A12

IPS30-N25PCO79-A12

IPS30-N25NO79-A12

IPS30-N25NC79-A12

IPS30-N25NCO79-A12

40 mm

10...30 V_{DC}

built-in integriert

<8 mA

200 mA

built-in integriert

<1.5 V @ 200 mA

100 Hz

Alu 0.45 · Brs 0.50 · SS 0.85

-25...+75 °C

IP67

POM

brass Messing

built-in integriert

PVC, ultra-flex

IPS30-N40PO40-A2P

IPS30-N40PC40-A2P

IPS30-N40NO40-A2P

IPS30-N40NC40-A2P

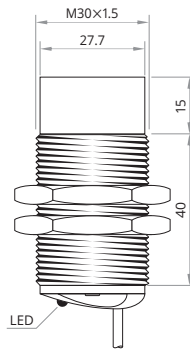
Inductive Proximity Switch 3-Wire DC

Induktive Näherungsschalter 3-Leiter DC

non-flush
nicht bündig
M30×1.5 | 40 mm



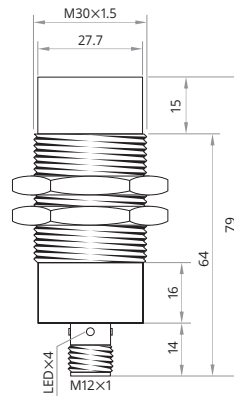
extended
erweitert



non-flush
nicht bündig
M30×1.5 | 40 mm



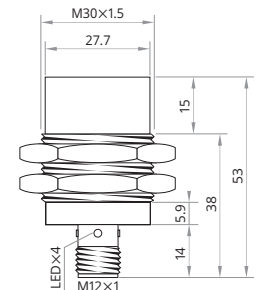
extended
erweitert



non-flush
nicht bündig
M30×1.5 | 40 mm



extended
erweitert



Sensing distance S_n	Schaltabstand S_n	40 mm	40 mm	40 mm
Operating voltage	Betriebsspannung	10...30 V _{DC}	10...30 V _{DC}	10...30 V _{DC}
Reverse polarity protection	Verpolungsschutz	built-in integriert	built-in integriert	built-in integriert
Current consumption	Stromverbrauch	<8 mA	<8 mA	<8 mA
Current load capability	Ausgangsbelastbarkeit	200 mA	200 mA	200 mA
Short circuit protection	Kurzschlusschutz	built-in integriert	built-in integriert	built-in integriert
Voltage drop	Spannungsabfall	<1.5 V @ 200 mA	<1.5 V @ 200 mA	<1.5 V @ 200 mA
Switching frequency	Schaltfrequenz	100 Hz	100 Hz	100 Hz
Reduction factors	Reduktionsfaktoren	Alu 0.45 · Brs 0.50 · SS 0.85	Alu 0.45 · Brs 0.50 · SS 0.85	Alu 0.45 · Brs 0.50 · SS 0.85
Operating temperature	Betriebstemperatur	-25...+75 °C	-25...+75 °C	-25...+75 °C
Protection class	Schutzklasse	IP67	IP67	IP67
Sensing face material	Sensorflächenwerkstoff	POM	POM	POM
Housing material	Gehäusewerkstoff	brass Messing	brass Messing	brass Messing
Switching indicator	Schaltanzeige	built-in integriert	built-in integriert	built-in integriert
Connection	Anschluss	PVC, ultra-flex	conn. M12 Stecker M12	conn. M12 Stecker M12
Article code PNP, NO	┌─	IPS30-N40PO55-A2P	IPS30-N40PO79-A12	IPS30-N40PO53-A12
Article code PNP, NC	└─	IPS30-N40PC55-A2P	IPS30-N40PC79-A12	IPS30-N40PC53-A12
Article code PNP, NO+NC	┌─+ └─			
Article code NPN, NO	┌─	IPS30-N40NO55-A2P	IPS30-N40NO79-A12	IPS30-N40NO53-A12
Article code NPN, NC	└─	IPS30-N40NC55-A2P	IPS30-N40NC79-A12	IPS30-N40NC53-A12
Article code NPN, NO+NC	┌─+ └─			

non-flush
nicht bündig
M30×1.5 | 50 mm



non-flush
nicht bündig
M30×1.5 | 50 mm



non-flush
nicht bündig
M30×1.5 | 50 mm



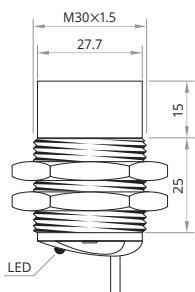
non-flush
nicht bündig
M30×1.5 | 50 mm



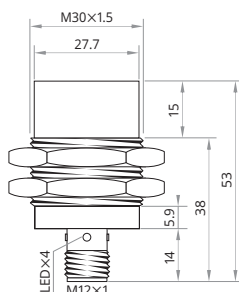
flush
bündig
16×28×12 mm | 1 mm



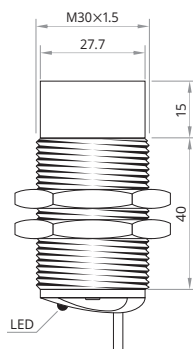
advanced
Hochleistung



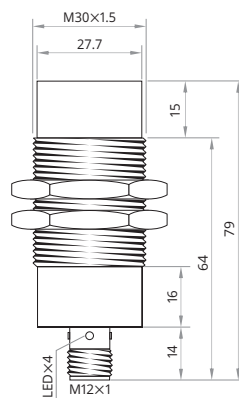
advanced
Hochleistung



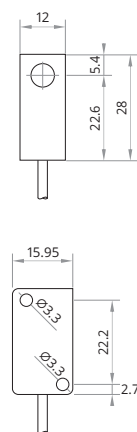
advanced
Hochleistung



advanced
Hochleistung



standard
Standard



50 mm

10...30 V_{DC}

built-in integriert

<8 mA

200 mA

built-in integriert

<1.5 V @ 200 mA

100 Hz

Alu 0.45 · Brs 0.50 · SS 0.85

-25...+75 °C

IP67

POM

brass Messing

built-in integriert

PVC, ultra-flex

IPS30-N50PO40-A2P

IPS30-N50PC40-A2P

IPS30-N50NO40-A2P

IPS30-N50NC40-A2P

50 mm

10...30 V_{DC}

built-in integriert

<8 mA

200 mA

built-in integriert

<1.5 V @ 200 mA

100 Hz

Alu 0.45 · Brs 0.50 · SS 0.85

-25...+75 °C

IP67

POM

brass Messing

built-in integriert

conn. M12 Stecker M12

IPS30-N50PO53-A12

IPS30-N50PC53-A12

IPS30-N50NO53-A12

IPS30-N50NC53-A12

50 mm

10...30 V_{DC}

built-in integriert

<8 mA

200 mA

built-in integriert

<1.5 V @ 200 mA

100 Hz

Alu 0.45 · Brs 0.50 · SS 0.85

-25...+75 °C

IP67

POM

brass Messing

built-in integriert

PVC, ultra-flex

IPS30-N50PO55-A2P

IPS30-N50PC55-A2P

IPS30-N50NO55-A2P

IPS30-N50NC55-A2P

50 mm

10...30 V_{DC}

built-in integriert

<8 mA

200 mA

built-in integriert

<1.5 V @ 200 mA

100 Hz

Alu 0.45 · Brs 0.50 · SS 0.85

-25...+75 °C

IP67

POM

brass Messing

built-in integriert

conn. M12 Stecker M12

IPS30-N50PO79-A12

IPS30-N50PC79-A12

IPS30-N50NO79-A12

IPS30-N50NC79-A12

1 mm

10...30 V_{DC}

built-in integriert

<8 mA

200 mA

built-in integriert

<1.5 V @ 200 mA

2000 Hz

Alu 0.45 · Brs 0.50 · SS 0.85

-25...+75 °C

IP67

PBT

PBT

built-in integriert

PVC, ultra-flex

IPS1628-S1POS-A2P

IPS1628-S1PCS-A2P

IPS1628-S1NOS-A2P

IPS1628-S1NCS-A2P

Inductive Proximity Switch 3-Wire DC

Induktive Näherungsschalter 3-Leiter DC

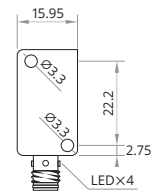
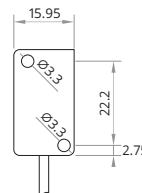
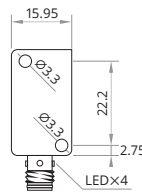
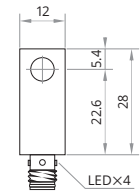
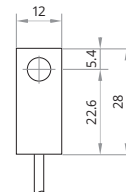
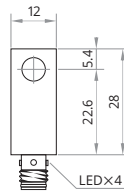
flush bündig non-flush nicht bündig non-flush nicht bündig
16×28×12 mm | 1 mm **16×28×12 mm | 2 mm** **16×28×12 mm | 2 mm**



standard
Standard

standard
Standard

standard
Standard



Sensing distance S_n	Schaltabstand S_n	1 mm	2 mm	2 mm
Operating voltage	Betriebsspannung	10...30 V _{DC}	10...30 V _{DC}	10...30 V _{DC}
Reverse polarity protection	Verpolungsschutz	built-in integriert	built-in integriert	built-in integriert
Current consumption	Stromverbrauch	<8 mA	<8 mA	<8 mA
Current load capability	Ausgangsbelastbarkeit	200 mA	200 mA	200 mA
Short circuit protection	Kurzschlusschutz	built-in integriert	built-in integriert	built-in integriert
Voltage drop	Spannungsabfall	<1.5 V @ 200 mA	<1.5 V @ 200 mA	<1.5 V @ 200 mA
Switching frequency	Schaltfrequenz	2000 Hz	2000 Hz	2000 Hz
Reduction factors	Reduktionsfaktoren	Alu 0.45 · Brs 0.50 · SS 0.85	Alu 0.45 · Brs 0.50 · SS 0.85	Alu 0.45 · Brs 0.50 · SS 0.85
Operating temperature	Betriebstemperatur	-25...+75 °C	-25...+75 °C	-25...+75 °C
Protection class	Schutzklasse	IP67	IP67	IP67
Sensing face material	Sensorflächenwerkstoff	PBT	PBT	PBT
Housing material	Gehäusewerkstoff	PBT	PBT	PBT
Switching indicator	Schaltanzeige	built-in integriert	built-in integriert	built-in integriert
Connection	Anschluss	conn. M8 Stecker M8	PVC, ultra-flex	conn. M8 Stecker M8
Article code PNP, NO	┌─	IPS1628-S1POS-A8	IPS1628-N2POS-A2P	IPS1628-N2POS-A8
Article code PNP, NC	└─	IPS1628-S1PCS-A8	IPS1628-N2PCS-A2P	IPS1628-N2PCS-A8
Article code PNP, NO+NC	┌─+└─			
Article code NPN, NO	┌─	IPS1628-S1NOS-A8	IPS1628-N2NOS-A2P	IPS1628-N2NOS-A8
Article code NPN, NC	└─	IPS1628-S1NCS-A8	IPS1628-N2NCS-A2P	IPS1628-N2NCS-A8
Article code NPN, NO+NC	┌─+└─			

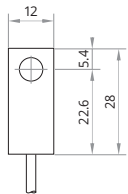
Mind O≠0, I≠I≠1, S≠5, B≠8.

O≠0, I≠I≠1, S≠5, B≠8 beachten.

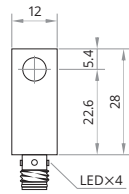
flush bündig | flush bündig | semi-flush quasi-bündig | semi-flush quasi-bündig | non-flush nicht bündig
 16×28×12 mm | 2 mm 16×28×12 mm | 2 mm 16×28×12 mm | 3 mm 16×28×12 mm | 3 mm 16×28×12 mm | 4 mm



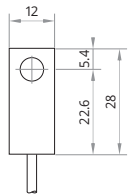
increased erhöht



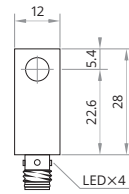
increased erhöht



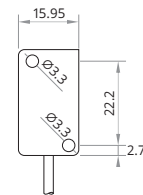
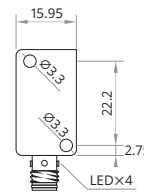
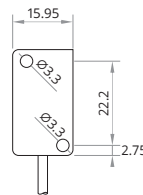
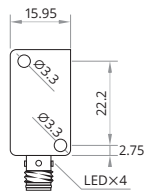
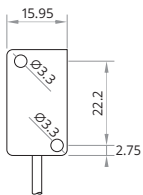
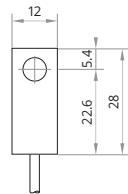
extended erweitert



extended erweitert



increased erhöht



2 mm	2 mm	3 mm	3 mm	4 mm
10...30 V _{DC}	10...30 V _{DC}	10...30 V _{DC}	10...30 V _{DC}	10...30 V _{DC}
built-in integriert	built-in integriert	built-in integriert	built-in integriert	built-in integriert
<8 mA	<8 mA	<8 mA	<8 mA	<8 mA
200 mA	200 mA	200 mA	200 mA	200 mA
built-in integriert	built-in integriert	built-in integriert	built-in integriert	built-in integriert
<1.5 V @ 200 mA	<1.5 V @ 200 mA	<1.5 V @ 200 mA	<1.5 V @ 200 mA	<1.5 V @ 200 mA
2000 Hz	2000 Hz	2000 Hz	2000 Hz	2000 Hz
Alu 0.45 · Brs 0.50 · SS 0.85	Alu 0.45 · Brs 0.50 · SS 0.85	Alu 0.45 · Brs 0.50 · SS 0.85	Alu 0.45 · Brs 0.50 · SS 0.85	Alu 0.45 · Brs 0.50 · SS 0.85
-25...+75 °C	-25...+75 °C	-25...+75 °C	-25...+75 °C	-25...+75 °C
IP67	IP67	IP67	IP67	IP67
PBT	PBT	PBT	PBT	PBT
PBT	PBT	PBT	PBT	PBT
built-in integriert	built-in integriert	built-in integriert	built-in integriert	built-in integriert
PVC, ultra-flex	conn. M8 Stecker M8	PVC, ultra-flex	conn. M8 Stecker M8	PVC, ultra-flex
IPS1628-S2POS-A2P	IPS1628-S2POS-A8	IPS1628-S3POS-A2P	IPS1628-S3POS-A8	IPS1628-N4POS-A2P
IPS1628-S2PCS-A2P	IPS1628-S2PCS-A8	IPS1628-S3PCS-A2P	IPS1628-S3PCS-A8	IPS1628-N4PCS-A2P
IPS1628-S2NOS-A2P	IPS1628-S2NOS-A8	IPS1628-S3NOS-A2P	IPS1628-S3NOS-A8	IPS1628-N4NOS-A2P
IPS1628-S2NCS-A2P	IPS1628-S2NCS-A8	IPS1628-S3NCS-A2P	IPS1628-S3NCS-A8	IPS1628-N4NCS-A2P

Inductive Proximity Switch 3-Wire DC

Induktive Näherungsschalter 3-Leiter DC

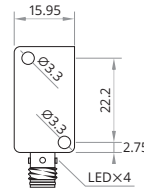
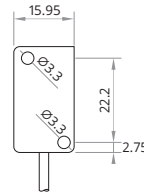
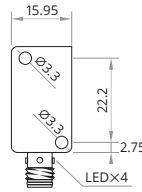
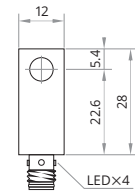
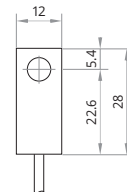
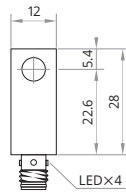
non-flush nicht bündig | 16×28×12 mm | 4 mm
 non-flush nicht bündig | 16×28×12 mm | 6 mm
 non-flush nicht bündig | 16×28×12 mm | 6 mm



increased
erhöht

extended
erweitert

extended
erweitert



Sensing distance S_n	Schaltabstand S_n	4 mm	6 mm	6 mm
Operating voltage	Betriebsspannung	10...30 V _{DC}	10...30 V _{DC}	10...30 V _{DC}
Reverse polarity protection	Verpolungsschutz	built-in integriert	built-in integriert	built-in integriert
Current consumption	Stromverbrauch	< 8 mA	< 8 mA	< 8 mA
Current load capability	Ausgangsbelastbarkeit	200 mA	200 mA	200 mA
Short circuit protection	Kurzschlusschutz	built-in integriert	built-in integriert	built-in integriert
Voltage drop	Spannungsabfall	< 1.5 V @ 200 mA	< 1.5 V @ 200 mA	< 1.5 V @ 200 mA
Switching frequency	Schaltfrequenz	2000 Hz	2000 Hz	2000 Hz
Reduction factors	Reduktionsfaktoren	Alu 0.45 · Brs 0.50 · SS 0.85	Alu 0.45 · Brs 0.50 · SS 0.85	Alu 0.45 · Brs 0.50 · SS 0.85
Operating temperature	Betriebstemperatur	-25...+75 °C	-25...+75 °C	-25...+75 °C
Protection class	Schutzklasse	IP67	IP67	IP67
Sensing face material	Sensorflächenwerkstoff	PBT	PBT	PBT
Housing material	Gehäusewerkstoff	PBT	PBT	PBT
Switching indicator	Schaltanzeige	built-in integriert	built-in integriert	built-in integriert
Connection	Anschluss	conn. M8 Stecker M8	PVC, ultra-flex	conn. M8 Stecker M8
Article code PNP, NO	┌─	IPS1628-N4POS-A8	IPS1628-N6POS-A2P	IPS1628-N6POS-A8
Article code PNP, NC	└─	IPS1628-N4PCS-A8	IPS1628-N6PCS-A2P	IPS1628-N6PCS-A8
Article code PNP, NO+NC	┌─+└─			
Article code NPN, NO	┌─	IPS1628-N4NOS-A8	IPS1628-N6NOS-A2P	IPS1628-N6NOS-A8
Article code NPN, NC	└─	IPS1628-N4NCS-A8	IPS1628-N6NCS-A2P	IPS1628-N6NCS-A8
Article code NPN, NO+NC	┌─+└─			

Mind O=0, I=I≠1, S=5, B=8.

O=0, I=I≠1, S=5, B=8 beachten.

flush
bündig
40×40 mm | 15 mm

flush
bündig
40×40 mm | 20 mm

semi-flush
quasi-bündig
40×40 mm | 25 mm

non-flush
nicht bündig
40×40 mm | 30 mm

non-flush
nicht bündig
40×40 mm | 40 mm



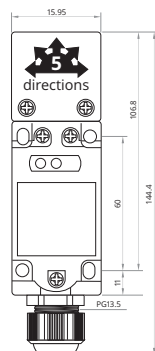
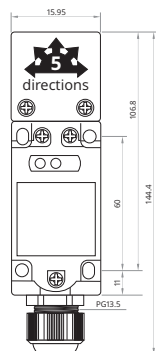
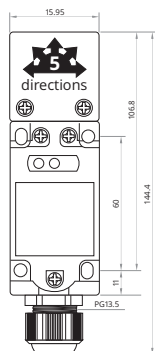
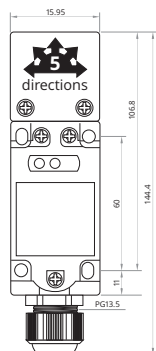
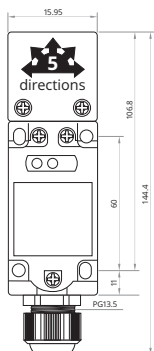
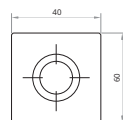
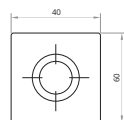
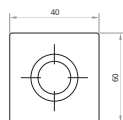
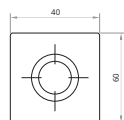
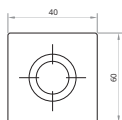
standard
Standard

increased
erhöht

increased
erhöht

increased
erhöht

extended
erweitert



15 mm

20 mm

25 mm

30 mm

40 mm

10...30 V_{DC}

10...30 V_{DC}

10...30 V_{DC}

10...30 V_{DC}

10...30 V_{DC}

built-in integriert

built-in integriert

built-in integriert

built-in integriert

built-in integriert

< 11 mA

< 11 mA

< 11 mA

< 11 mA

< 11 mA

200 mA

200 mA

200 mA

200 mA

200 mA

built-in integriert

built-in integriert

built-in integriert

built-in integriert

built-in integriert

<2 V @ 200 mA

<2 V @ 200 mA

<2 V @ 200 mA

<2 V @ 200 mA

<2 V @ 200 mA

120 Hz

120 Hz

120 Hz

120 Hz

120 Hz

Alu 0.45 · Brs 0.50 · SS 0.85

Alu 0.45 · Brs 0.50 · SS 0.85

Alu 0.45 · Brs 0.50 · SS 0.85

Alu 0.45 · Brs 0.50 · SS 0.85

Alu 0.45 · Brs 0.50 · SS 0.85

-25...+75 °C

-25...+75 °C

-25...+75 °C

-25...+75 °C

-25...+75 °C

IP67

IP67

IP67

IP67

IP67

PBT

PBT

PBT

PBT

PBT

PBT

PBT

PBT

PBT

PBT

built-in integriert

built-in integriert

built-in integriert

built-in integriert

built-in integriert

terminal Klemme

terminal Klemme

terminal Klemme

terminal Klemme

terminal Klemme

IPS40-S15PCOL-PG13

IPS40-S20PCOL-PG13

IPS40-S25PCOL-PG13

IPS40-N30PCOL-PG13

IPS40-N40PCOL-PG13

IPS40-S15NCOL-PG13

IPS40-S20NCOL-PG13

IPS40-S25NCOL-PG13

IPS40-N30NCOL-PG13

IPS40-N40NCOL-PG13

Benefits:

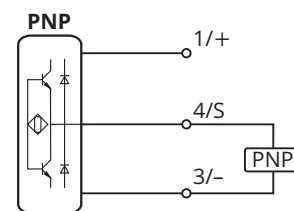
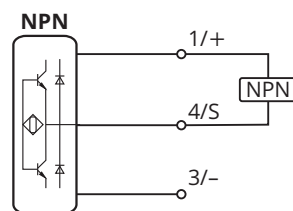
- ▶ Housings made of continuous stainless steel (SS304) including the sensing face
- ▶ Suitable for environments of heavy mechanical duty

Vorteile:

- ▶ Durchgehendes Edelstahlgehäuse (V2A) einschließlich der Sensorfläche
- ▶ Geeignet für Umgebungen mit hoher mechanischer Beanspruchung


Data sheets are available on <http://xecro.com>.

Datenblätter sind auf <http://xecro.com> verfügbar.



All devices of this section may not be used if the safety of persons rely on their faultless function!

Alle Geräte dieses Abschnittes dürfen nicht verwendet werden, wenn die Sicherheit von Personen von deren fehlerlosen Funktion abhängt!



Inductive Sensors 3-Wire DC Metal-Face

Inductive Metal-Face sensors from XECRO are constructed with housings made of one continuous piece of SS304 stainless steel which also includes the sensing face. This extra portion of sturdiness creates an ideal sensor for working in environments where even long sensing ranges cannot prevent mechanical damage of the sensor.

The highly optimized electronics enable XECRO the ability to manufacture these robust and reliable sensors using very short housings, which allow for mounting in tighter spacings. The benefits of this innovative Metal-Face technique can also be found in the High Pressure Series.

Induktive Sensoren mit Vollmetallgehäusen von XECRO verwenden ein durchgehendes V2A-Edelstahlgehäuse einschließlich der Sensorfläche. Dieses Extra an Robustheit prädestiniert sie für Umgebungen, in denen auch hohe Schaltabstände eine mechanische Beschädigung des Sensors nicht vorbeugen können.

Auf Grund hochoptimierter Schaltungen kann XECRO diese robusten und verlässlichen Sensoren in sehr kurzen Gehäusen fertigen, welche die Verwendung unter engen Einbaubedingungen erlauben. Die Vorteile dieser innovativen Vollmetallgehäuse-Bauweise finden sich ebenfalls in der druckfesten Baureihe.

Inductive Proximity Switch 3-Wire DC Metal Face

Induktive Näherungsschalter 3-Leiter DC Vollmetallgehäuse

flush
bündig
M8×1 | 2 mm



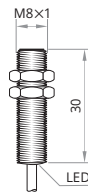
flush
bündig
M8×1 | 2 mm



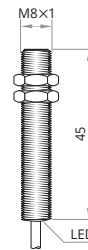
flush
bündig
M8×1 | 2 mm



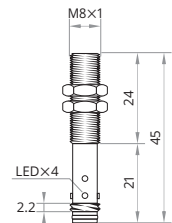
increased
erhöht



increased
erhöht



increased
erhöht



Sensing distance S_n	Schaltabstand S_n	2 mm		2 mm		2 mm	
Operating voltage	Betriebsspannung	10...30 V _{DC}		10...30 V _{DC}		10...30 V _{DC}	
Reverse polarity protection	Verpolungsschutz	built-in	integriert	built-in	integriert	built-in	integriert
Current consumption	Stromverbrauch	<8 mA		<8 mA		<8 mA	
Current load capability	Ausgangsbelastbarkeit	200 mA		200 mA		200 mA	
Short circuit protection	Kurzschlusschutz	built-in	integriert	built-in	integriert	built-in	integriert
Voltage drop	Spannungsabfall	<1.5 V @ 200 mA		<1.5 V @ 200 mA		<1.5 V @ 200 mA	
Switching frequency	Schaltfrequenz	400 Hz		400 Hz		400 Hz	
Reduction factors	Reduktionsfaktoren	Alu 0.45 · Brs 0.50 · SS 0.85		Alu 0.45 · Brs 0.50 · SS 0.85		Alu 0.45 · Brs 0.50 · SS 0.85	
Operating temperature	Betriebstemperatur	-25...+70 °C		-25...+70 °C		-25...+70 °C	
Protection class	Schutzklasse	IP69k, IP67 connector		IP69k, IP67 connector		IP69k, IP67 connector	
Sensing face material	Sensorflächenwerkstoff	SS304	V2A	SS304	V2A	SS304	V2A
Housing material	Gehäusewerkstoff	SS304	V2A	SS304	V2A	SS304	V2A
Switching indicator	Schaltanzeige	built-in	integriert	built-in	integriert	built-in	integriert
Connection	Anschluss	PVC, ultra-flex		PVC, ultra-flex		conn. M8	Stecker M8
Article code PNP, NO	┌—	IMF8-S2PO30-A2P		IMF8-S2PO45-A2P		IMF8-S2PO45-A8	
Article code PNP, NC	└—	IMF8-S2PC30-A2P		IMF8-S2PC45-A2P		IMF8-S2PC45-A8	
Article code NPN, NO	┌—	IMF8-S2NO30-A2P		IMF8-S2NO45-A2P		IMF8-S2NO45-A8	
Article code NPN, NC	└—	IMF8-S2NC30-A2P		IMF8-S2NC45-A2P		IMF8-S2NC45-A8	

flush
bündig
M8x1 | 2 mm



flush
bündig
M8x1 | 2 mm



non-flush
nicht bündig
M8x1 | 3.5 mm



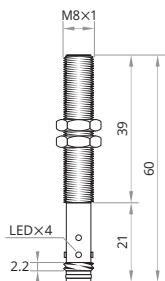
non-flush
nicht bündig
M8x1 | 3.5 mm



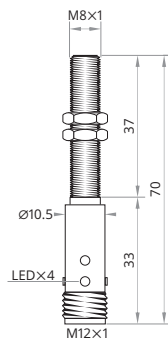
non-flush
nicht bündig
M8x1 | 3.5 mm



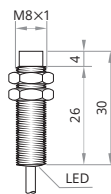
increased
erhöht



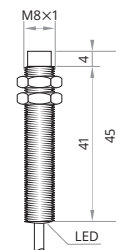
increased
erhöht



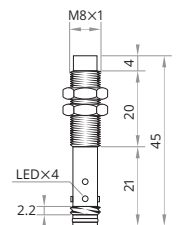
increased
erhöht



increased
erhöht



increased
erhöht



2 mm		2 mm		3.5 mm		3.5 mm		3.5 mm	
10...30 V _{DC}		10...30 V _{DC}		10...30 V _{DC}		10...30 V _{DC}		10...30 V _{DC}	
built-in	integriert	built-in	integriert	built-in	integriert	built-in	integriert	built-in	integriert
<8 mA		<8 mA		<8 mA		<8 mA		<8 mA	
200 mA		200 mA		200 mA		200 mA		200 mA	
built-in	integriert	built-in	integriert	built-in	integriert	built-in	integriert	built-in	integriert
<1.5 V @ 200 mA		<1.5 V @ 200 mA		<1.5 V @ 200 mA		<1.5 V @ 200 mA		<1.5 V @ 200 mA	
400 Hz		400 Hz		400 Hz		400 Hz		400 Hz	
Alu 0.45 · Brs 0.50 · SS 0.85		Alu 0.45 · Brs 0.50 · SS 0.85		Alu 0.45 · Brs 0.50 · SS 0.85		Alu 0.45 · Brs 0.50 · SS 0.85		Alu 0.45 · Brs 0.50 · SS 0.85	
-25...+70 °C		-25...+70 °C		-25...+70 °C		-25...+70 °C		-25...+70 °C	
IP69k, IP67 connector		IP69k, IP67 connector		IP69k, IP67 connector		IP69k, IP67 connector		IP69k, IP67 connector	
SS304	V2A	SS304	V2A	SS304	V2A	SS304	V2A	SS304	V2A
SS304	V2A	SS304	V2A	SS304	V2A	SS304	V2A	SS304	V2A
built-in	integriert	built-in	integriert	built-in	integriert	built-in	integriert	built-in	integriert
conn. M8	Stecker M8	conn. M12	Stecker M12	PVC, ultra-flex		PVC, ultra-flex		conn. M8	Stecker M8
IMF8-S2PO60-A8		IMF8-S2PO70-A12		IMF8-N4PO30-A2P		IMF8-N4PO45-A2P		IMF8-N4PO45-A8	
IMF8-S2PC60-A8		IMF8-S2PC70-A12		IMF8-N4PC30-A2P		IMF8-N4PC45-A2P		IMF8-N4PC45-A8	
IMF8-S2NO60-A8		IMF8-S2NO70-A12		IMF8-N4NO30-A2P		IMF8-N4NO45-A2P		IMF8-N4NO45-A8	
IMF8-S2NC60-A8		IMF8-S2NC70-A12		IMF8-N4NC30-A2P		IMF8-N4NC45-A2P		IMF8-N4NC45-A8	

Inductive Proximity Switch 3-Wire DC Metal Face

Induktive Näherungsschalter 3-Leiter DC Vollmetallgehäuse

non-flush
nicht bündig
M8×1 | 3.5 mm



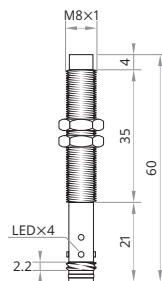
non-flush
nicht bündig
M8×1 | 3.5 mm



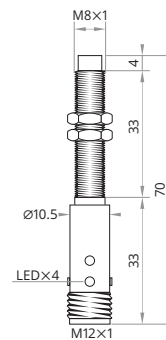
flush
bündig
M12×1 | 4 mm



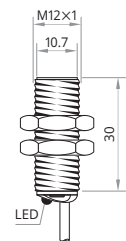
increased
erhöht



increased
erhöht



increased
erhöht



Sensing distance S_n	Schaltabstand S_n	3.5 mm		3.5 mm		4 mm	
Operating voltage	Betriebsspannung	10...30 V _{DC}		10...30 V _{DC}		10...30 V _{DC}	
Reverse polarity protection	Verpolungsschutz	built-in	integriert	built-in	integriert	built-in	integriert
Current consumption	Stromverbrauch	<8 mA		<8 mA		<8 mA	
Current load capability	Ausgangsbelastbarkeit	200 mA		200 mA		200 mA	
Short circuit protection	Kurzschlusschutz	built-in	integriert	built-in	integriert	built-in	integriert
Voltage drop	Spannungsabfall	<1.5 V @ 200 mA		<1.5 V @ 200 mA		<1.5 V @ 200 mA	
Switching frequency	Schaltfrequenz	400 Hz		400 Hz		500 Hz	
Reduction factors	Reduktionsfaktoren	Alu 0.45 · Brs 0.50 · SS 0.85		Alu 0.45 · Brs 0.50 · SS 0.85		Alu 0.45 · Brs 0.50 · SS 0.85	
Operating temperature	Betriebstemperatur	-25...+70 °C		-25...+70 °C		-25...+70 °C	
Protection class	Schutzklasse	IP69k, IP67 connector		IP69k, IP67 connector		IP69k, IP67 connector	
Sensing face material	Sensorflächenwerkstoff	SS304	V2A	SS304	V2A	SS304	V2A
Housing material	Gehäusewerkstoff	SS304	V2A	SS304	V2A	SS304	V2A
Switching indicator	Schaltanzeige	built-in	integriert	built-in	integriert	built-in	integriert
Connection	Anschluss	conn. M8	Stecker M8	conn. M12	Stecker M12	PVC, ultra-flex	
Article code PNP, NO	┘	IMF8-N4PO60-A8		IMF8-N4PO70-A12		IMF12-S4PO30-A2P	
Article code PNP, NC	┘	IMF8-N4PC60-A8		IMF8-N4PC70-A12		IMF12-S4PC30-A2P	
Article code NPN, NO	┘	IMF8-N4NO60-A8		IMF8-N4NO70-A12		IMF12-S4NO30-A2P	
Article code NPN, NC	┘	IMF8-N4NC60-A8		IMF8-N4NC70-A12		IMF12-S4NC30-A2P	

flush
bündig
M12×1 | 4 mm



flush
bündig
M12×1 | 4 mm



flush
bündig
M12×1 | 4 mm



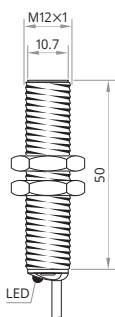
non-flush
nicht bündig
M12×1 | 6 mm



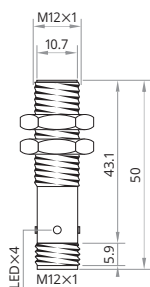
non-flush
nicht bündig
M12×1 | 6 mm



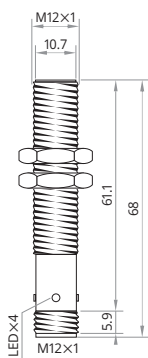
increased
erhöht



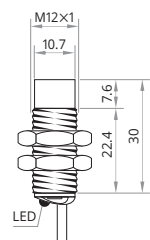
increased
erhöht



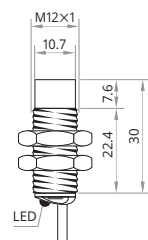
increased
erhöht



increased
erhöht



increased
erhöht



4 mm		4 mm		4 mm		6 mm		6 mm	
10...30 V _{DC}		10...30 V _{DC}		10...30 V _{DC}		10...30 V _{DC}		10...30 V _{DC}	
built-in	integriert	built-in	integriert	built-in	integriert	built-in	integriert	built-in	integriert
<8 mA		<8 mA		<8 mA		<8 mA		<8 mA	
200 mA		200 mA		200 mA		200 mA		200 mA	
built-in	integriert	built-in	integriert	built-in	integriert	built-in	integriert	built-in	integriert
<1.5 V @ 200 mA		<1.5 V @ 200 mA		<1.5 V @ 200 mA		<1.5 V @ 200 mA		<1.5 V @ 200 mA	
500 Hz		500 Hz		500 Hz		500 Hz		500 Hz	
Alu 0.45 · Brs 0.50 · SS 0.85		Alu 0.45 · Brs 0.50 · SS 0.85		Alu 0.45 · Brs 0.50 · SS 0.85		Alu 0.45 · Brs 0.50 · SS 0.85		Alu 0.45 · Brs 0.50 · SS 0.85	
-25...+70 °C		-25...+70 °C		-25...+70 °C		-25...+70 °C		-25...+70 °C	
IP69k, IP67 connector		IP69k, IP67 connector		IP69k, IP67 connector		IP69k, IP67 connector		IP69k, IP67 connector	
SS304	V2A	SS304	V2A	SS304	V2A	SS304	V2A	SS304	V2A
SS304	V2A	SS304	V2A	SS304	V2A	SS304	V2A	SS304	V2A
built-in	integriert	built-in	integriert	built-in	integriert	built-in	integriert	built-in	integriert
PVC, ultra-flex		conn. M12	Stecker M12	conn. M12	Stecker M12	PVC, ultra-flex		PVC, ultra-flex	
IMF12-S4PO50-A2P		IMF12-S4PO50-A12		IMF12-S4PO68-A12		IMF12-N6PO30-A2P		IMF12-N6PO50-A2P	
IMF12-S4PC50-A2P		IMF12-S4PC50-A12		IMF12-S4PC68-A12		IMF12-N6PC30-A2P		IMF12-N6PC50-A2P	
IMF12-S4NO50-A2P		IMF12-S4NO50-A12		IMF12-S4NO68-A12		IMF12-N6NO30-A2P		IMF12-N6NO50-A2P	
IMF12-S4NC50-A2P		IMF12-S4NC50-A12		IMF12-S4NC68-A12		IMF12-N6NC30-A2P		IMF12-N6NC50-A2P	

XECRO reserves the right to make minor changes without prior notification.
XECRO behält sich das Recht auf geringe Änderungen ohne Ankündigung vor.

Inductive Proximity Switch 3-Wire DC Metal Face

Induktive Näherungsschalter 3-Leiter DC Vollmetallgehäuse

non-flush
nicht bündig
M12×1 | 6 mm



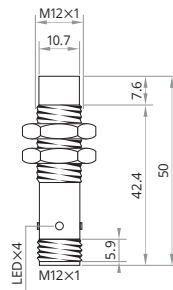
non-flush
nicht bündig
M12×1 | 6 mm



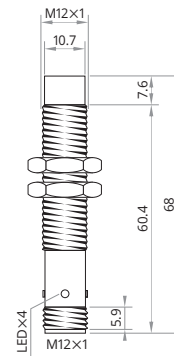
flush
bündig
M18×1 | 8 mm



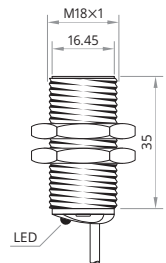
increased
erhöht



increased
erhöht



increased
erhöht



Sensing distance S_n	Schaltabstand S_n	6 mm		6 mm		8 mm	
Operating voltage	Betriebsspannung	10...30 V _{DC}		10...30 V _{DC}		10...30 V _{DC}	
Reverse polarity protection	Verpolungsschutz	built-in	integriert	built-in	integriert	built-in	integriert
Current consumption	Stromverbrauch	<8 mA		<8 mA		<8 mA	
Current load capability	Ausgangsbelastbarkeit	200 mA		200 mA		200 mA	
Short circuit protection	Kurzschlusschutz	built-in	integriert	built-in	integriert	built-in	integriert
Voltage drop	Spannungsabfall	<1.5 V @ 200 mA		<1.5 V @ 200 mA		<1.5 V @ 200 mA	
Switching frequency	Schaltfrequenz	500 Hz		500 Hz		400 Hz	
Reduction factors	Reduktionsfaktoren	Alu 0.45 · Brs 0.50 · SS 0.85		Alu 0.45 · Brs 0.50 · SS 0.85		Alu 0.45 · Brs 0.50 · SS 0.85	
Operating temperature	Betriebstemperatur	-25...+70 °C		-25...+70 °C		-25...+70 °C	
Protection class	Schutzklasse	IP69k, IP67 connector		IP69k, IP67 connector		IP69k, IP67 connector	
Sensing face material	Sensorflächenwerkstoff	SS304	V2A	SS304	V2A	SS304	V2A
Housing material	Gehäusewerkstoff	SS304	V2A	SS304	V2A	SS304	V2A
Switching indicator	Schaltanzeige	built-in	integriert	built-in	integriert	built-in	integriert
Connection	Anschluss	conn. M12	Stecker M12	conn. M12	Stecker M12	PVC, ultra-flex	
Article code PNP, NO	┌—	IMF12-N6PO50-A12		IMF12-N6PO68-A12		IMF18-S8PO35-A2P	
Article code PNP, NC	└—	IMF12-N6PC50-A12		IMF12-N6PC68-A12		IMF18-S8PC35-A2P	
Article code NPN, NO	┌—	IMF12-N6NO50-A12		IMF12-N6NO68-A12		IMF18-S8NO35-A2P	
Article code NPN, NC	└—	IMF12-N6NC50-A12		IMF12-N6NC68-A12		IMF18-S8NC35-A2P	

flush
bündig
M18×1 | 8 mm



flush
bündig
M18×1 | 8 mm



flush
bündig
M18×1 | 8 mm



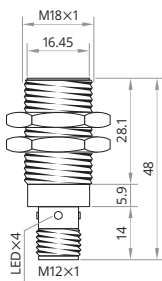
flush
bündig
M18×1 | 10 mm



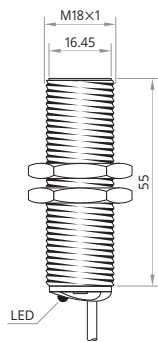
flush
bündig
M18×1 | 10 mm



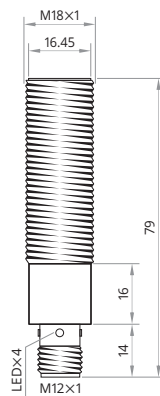
increased
erhöht



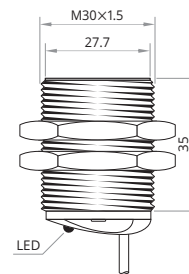
increased
erhöht



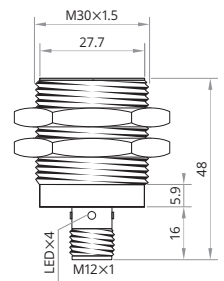
increased
erhöht



increased
erhöht



increased
erhöht



8 mm	8 mm	8 mm	10 mm	10 mm
10...30 V _{DC}	10...30 V _{DC}	10...30 V _{DC}	10...30 V _{DC}	10...30 V _{DC}
built-in integriert	built-in integriert	built-in integriert	built-in integriert	built-in integriert
<8 mA	<8 mA	<8 mA	<8 mA	<8 mA
200 mA	200 mA	200 mA	200 mA	200 mA
built-in integriert	built-in integriert	built-in integriert	built-in integriert	built-in integriert
<1.5 V @ 200 mA	<1.5 V @ 200 mA	<1.5 V @ 200 mA	<1.5 V @ 200 mA	<1.5 V @ 200 mA
400 Hz	400 Hz	400 Hz	200 Hz	200 Hz
Alu 0.45 · Brs 0.50 · SS 0.85	Alu 0.45 · Brs 0.50 · SS 0.85	Alu 0.45 · Brs 0.50 · SS 0.85	Alu 0.45 · Brs 0.50 · SS 0.85	Alu 0.45 · Brs 0.50 · SS 0.85
-25...+70 °C	-25...+70 °C	-25...+70 °C	-25...+70 °C	-25...+70 °C
IP69k, IP67 connector	IP69k, IP67 connector	IP69k, IP67 connector	IP69k, IP67 connector	IP69k, IP67 connector
SS304 V2A	SS304 V2A	SS304 V2A	SS304 V2A	SS304 V2A
SS304 V2A	SS304 V2A	SS304 V2A	SS304 V2A	SS304 V2A
built-in integriert	built-in integriert	built-in integriert	built-in integriert	built-in integriert
conn. M12 Stecker M12	PVC, ultra-flex	conn. M12 Stecker M12	PVC, ultra-flex	conn. M12 Stecker M12
IMF18-S8PO48-A12	IMF18-S8PO55-A2P	IMF18-S8PO79-A12	IMF30-S10PO35-A2P	IMF30-S10PO48-A12
IMF18-S8PC48-A12	IMF18-S8PC55-A2P	IMF18-S8PC79-A12	IMF30-S10PC35-A2P	IMF30-S10PC48-A12
IMF18-S8NO48-A12	IMF18-S8NO55-A2P	IMF18-S8NO79-A12	IMF30-S10NO35-A2P	IMF30-S10NO48-A12
IMF18-S8NC48-A12	IMF18-S8NC55-A2P	IMF18-S8NC79-A12	IMF30-S10NC35-A2P	IMF30-S10NC48-A12

Inductive Proximity Switch 3-Wire DC Metal Face

Induktive Näherungsschalter 3-Leiter DC Vollmetallgehäuse

flush
bündig
M18×1 | 10 mm



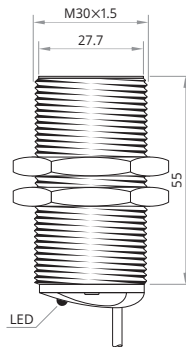
flush
bündig
M18×1 | 10 mm



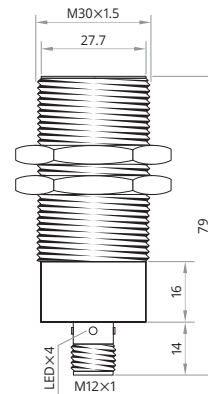
non-flush
nicht bündig
M18×1 | 15 mm



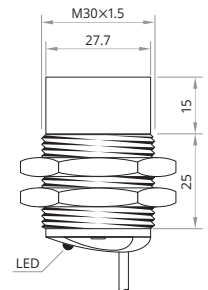
increased
erhöht



increased
erhöht



increased
erhöht



Sensing distance S_n	Schaltabstand S_n	10 mm	10 mm	15 mm
Operating voltage	Betriebsspannung	10...30 V _{DC}	10...30 V _{DC}	10...30 V _{DC}
Reverse polarity protection	Verpolungsschutz	built-in integriert	built-in integriert	built-in integriert
Current consumption	Stromverbrauch	<8 mA	<8 mA	<8 mA
Current load capability	Ausgangsbelastbarkeit	200 mA	200 mA	200 mA
Short circuit protection	Kurzschlusschutz	built-in integriert	built-in integriert	built-in integriert
Voltage drop	Spannungsabfall	<1.5 V @ 200 mA	<1.5 V @ 200 mA	<1.5 V @ 200 mA
Switching frequency	Schaltfrequenz	200 Hz	200 Hz	100 Hz
Reduction factors	Reduktionsfaktoren	Alu 0.45 · Brs 0.50 · SS 0.85	Alu 0.45 · Brs 0.50 · SS 0.85	Alu 0.45 · Brs 0.50 · SS 0.85
Operating temperature	Betriebstemperatur	-25...+70 °C	-25...+70 °C	-25...+70 °C
Protection class	Schutzklasse	IP69k, IP67 connector	IP69k, IP67 connector	IP69k, IP67 connector
Sensing face material	Sensorflächenwerkstoff	SS304 V2A	SS304 V2A	SS304 V2A
Housing material	Gehäusewerkstoff	SS304 V2A	SS304 V2A	SS304 V2A
Switching indicator	Schaltanzeige	built-in integriert	built-in integriert	built-in integriert
Connection	Anschluss	PVC, ultra-flex	conn. M12 Stecker M12	PVC, ultra-flex
Article code PNP, NO	┌—	IMF30-S10PO55-A2P	IMF30-S10PO79-A12	IMF30-N15PO40-A2P
Article code PNP, NC	└—	IMF30-S10PC55-A2P	IMF30-S10PC79-A12	IMF30-N15PC40-A2P
Article code NPN, NO	┌—	IMF30-S10NO55-A2P	IMF30-S10NO79-A12	IMF30-N15NO40-A2P
Article code NPN, NC	└—	IMF30-S10NC55-A2P	IMF30-S10NC79-A12	IMF30-N15NC40-A2P

non-flush
nicht bündig
M18×1 | 15 mm



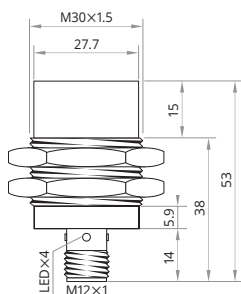
non-flush
nicht bündig
M18×1 | 15 mm



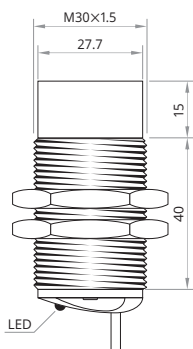
non-flush
nicht bündig
M18×1 | 15 mm



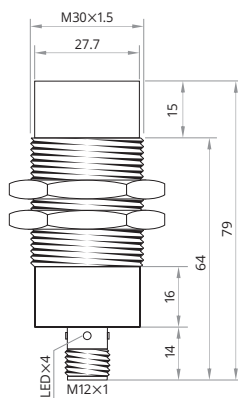
increased
erhöht



increased
erhöht



increased
erhöht



15 mm

10...30 V_{DC}

built-in integriert

<8 mA

200 mA

built-in integriert

<1.5 V @ 200 mA

100 Hz

Alu 0.45 · Brs 0.50 · SS 0.85

-25...+70 °C

IP69k, IP67 connector

SS304 V2A

SS304 V2A

built-in integriert

conn. M12 Stecker M12

IMF30-N15PO53-A12

IMF30-N15PC53-A12

IMF30-N15NO53-A12

IMF30-N15NC53-A12

15 mm

10...30 V_{DC}

built-in integriert

<8 mA

200 mA

built-in integriert

<1.5 V @ 200 mA

100 Hz

Alu 0.45 · Brs 0.50 · SS 0.85

-25...+70 °C

IP69k, IP67 connector

SS304 V2A

SS304 V2A

built-in integriert

PVC, ultra-flex

IMF30-N15PO55-A2P

IMF30-N15PC55-A2P

IMF30-N15NO55-A2P

IMF30-N15NC55-A2P

15 mm

10...30 V_{DC}

built-in integriert

<8 mA

200 mA

built-in integriert

<1.5 V @ 200 mA

100 Hz

Alu 0.45 · Brs 0.50 · SS 0.85

-25...+70 °C

IP69k, IP67 connector

SS304 V2A

SS304 V2A

built-in integriert

conn. M12 Stecker M12

IMF30-N15PO79-A12

IMF30-N15PC79-A12

IMF30-N15NO79-A12

IMF30-N15NC79-A12

Benefits:

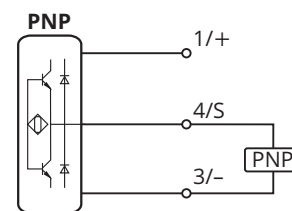
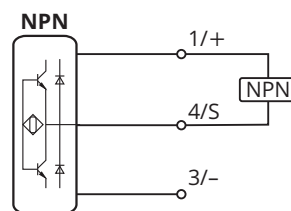
- ▶ Pressure proof up to 1000 bar (14503 psi)
- ▶ Stainless steel housing (SS304)
- ▶ Sensing face made of stainless steel or ceramic
- ▶ Optional LED switching indicator simplifies the mechanical set-up

Vorteile:

- ▶ Hochdruckfest bis zu 1000 bar (14503 psi)
- ▶ Edelstahlgehäuse (V2A)
- ▶ Sensorfläche aus Keramik oder Edelstahl
- ▶ Optionale LED-Schaltanzeige vereinfacht die mechanische Einrichtung

Data sheets are available on <http://xecro.com>.

Datenblätter sind auf <http://xecro.com> verfügbar.



All devices of this section may not be used if the safety of persons rely on their faultless function!

Alle Geräte dieses Abschnittes dürfen nicht verwendet werden, wenn die Sicherheit von Personen von deren fehlerlosen Funktion abhängt!



Inductive Sensors 3-Wire DC High Pressure Proof

Precise position sensing that operates under high pressure requires well-constructed sensors. XECRO fulfills these requirements with the wide range of High Pressure Series sensors produced with two specialized techniques. These techniques result in a permanent pressure-proof level of up to 1000 bar (14503 psi).

Sensors for pressures of up to 500 bar (7251 psi) contain a conventional ceramic sealing to separate both the ferrite coil combination and the processor electronics from the pressure-facing section of the housing. To achieve outstanding pressure resistance, XECRO manufactures selected High Pressure Sensors with Metal-Face housings, which means that the housing consists of one continuous piece of stainless steel including the sensing face. This full-metal construction offers excellent peak-pressure immunity and endure even under the harshest environments.

Most sensors of the High Pressure Series from XECRO are available with a built-in LED switching indicator to simplify the mechanical set-up.

Die präzise Positionsbestimmung unter Hochdruck erfordert gut konstruierte Sensoren. XECRO erfüllt diese Anforderungen mit einer großen Auswahl an hochdruckfesten Sensoren, die auf zwei unterschiedlichen Techniken basieren. Diese Produktionsverfahren ergeben eine dauerhafte Druckfestigkeit bis zu 1000 bar (14503 psi).

Sensoren mit einer Druckfestigkeit bis zu 500 bar enthalten eine übliche Keramikdichtplatte, um die Ferritspulen-Kombination und die Auswerteelektronik von der Druckseite zu trennen. Um eine außergewöhnliche Widerstandsfähigkeit bei hohen Drücken zu erreichen, fertigt XECRO einige Sensoren mit Vollmetallgehäusen, so dass der Sensor aus einem durchgehenden Edelstahlgehäuse einschließlich der Sensorfläche besteht. Diese Konstruktion bietet ausgezeichnete Festigkeit gegen Druckspitzen und besteht auch unter den härtesten Bedingungen.

Zur Erleichterung der Montage sind nahezu alle druckfesten Sensoren von XECRO mit einer LED-Schaltanzeige erhältlich.

Inductive Proximity Switch 3-Wire DC High Pressure Proof

Induktive Näherungsschalter 3-Leiter DC Hochdruckfest

flush
bündig
M12x1 | 1.5 mm



500 bar · 7251 psi

flush
bündig
M12x1 | 1.5 mm

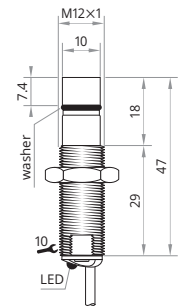
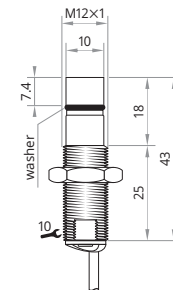
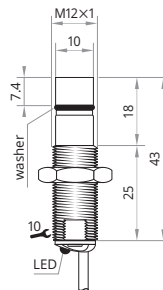


500 bar · 7251 psi

flush
bündig
M12x1 | 1.5 mm



500 bar · 7251 psi

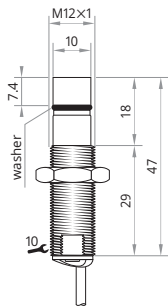


Sensing distance S_n	Schaltabstand S_n	1.5 mm	1.5 mm	1.5 mm
Operating voltage	Betriebsspannung	10...30 V _{DC}	10...30 V _{DC}	10...30 V _{DC}
Reverse polarity protection	Verpolungsschutz	built-in integriert	built-in integriert	built-in integriert
Current consumption	Stromverbrauch	<8 mA	<8 mA	<8 mA
Current load capability	Ausgangsbelastbarkeit	200 mA	200 mA	200 mA
Short circuit protection	Kurzschlusschutz	built-in integriert	built-in integriert	built-in integriert
Voltage drop	Spannungsabfall	<1.5 V @ 200 mA	<1.5 V @ 200 mA	<1.5 V @ 200 mA
Switching frequency	Schaltfrequenz	1000 Hz	1000 Hz	1000 Hz
Reduction factors	Reduktionsfaktoren	Alu 0.45 · Brs 0.50 · SS 0.85	Alu 0.45 · Brs 0.50 · SS 0.85	Alu 0.45 · Brs 0.50 · SS 0.85
Operating temperature	Betriebstemperatur	-25...+70 °C	-25...+70 °C	-25...+70 °C
Protection class	Schutzklasse	IP 69k, IP 67	IP 69k, IP 67	IP 69k, IP 67
Sensing face material	Sensorflächenwerkstoff	ceramic Keramik	ceramic Keramik	ceramic Keramik
Housing material	Gehäusewerkstoff	SS304 V2A	SS304 V2A	SS304 V2A
Switching indicator	Schaltanzeige	built-in integriert	—	built-in integriert
Connection	Anschluss	PVC, ultra-flex	PVC, ultra-flex	PVC, ultra-flex
Article code PNP, NO	└┘	IHP12-S1.5PO43-A2P	IHP12-S1.5PO43-N2P	IHP12-S1.5PO47-A2P
Article code PNP, NC	└┘	IHP12-S1.5PC43-A2P	IHP12-S1.5PC43-N2P	IHP12-S1.5PC47-A2P
Article code NPN, NO	└┘	IHP12-S1.5NO43-A2P	IHP12-S1.5NO43-N2P	IHP12-S1.5NO47-A2P
Article code NPN, NC	└┘	IHP12-S1.5NC43-A2P	IHP12-S1.5NC43-N2P	IHP12-S1.5NC47-A2P

flush
bündig
M12x1 | 1.5 mm



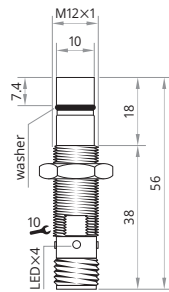
500 bar · 7251 psi



flush
bündig
M12x1 | 1.5 mm



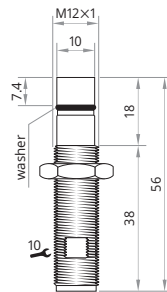
500 bar · 7251 psi



flush
bündig
M12x1 | 1.5 mm



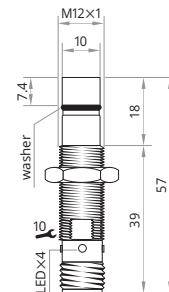
500 bar · 7251 psi



flush
bündig
M12x1 | 1.5 mm



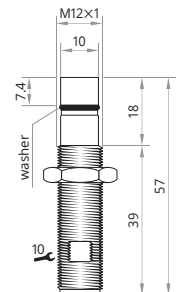
500 bar · 7251 psi



flush
bündig
M12x1 | 1.5 mm



500 bar · 7251 psi



1.5 mm		1.5 mm		1.5 mm		1.5 mm		1.5 mm	
10...30 V _{DC}		10...30 V _{DC}		10...30 V _{DC}		10...30 V _{DC}		10...30 V _{DC}	
built-in	integriert	built-in	integriert	built-in	integriert	built-in	integriert	built-in	integriert
<8 mA		<8 mA		<8 mA		<8 mA		<8 mA	
200 mA		200 mA		200 mA		200 mA		200 mA	
built-in	integriert	built-in	integriert	built-in	integriert	built-in	integriert	built-in	integriert
<1.5 V @ 200 mA		<1.5 V @ 200 mA		<1.5 V @ 200 mA		<1.5 V @ 200 mA		<1.5 V @ 200 mA	
1000 Hz		1000 Hz		1000 Hz		1000 Hz		1000 Hz	
Alu 0.45 · Brs 0.50 · SS 0.85		Alu 0.45 · Brs 0.50 · SS 0.85		Alu 0.45 · Brs 0.50 · SS 0.85		Alu 0.45 · Brs 0.50 · SS 0.85		Alu 0.45 · Brs 0.50 · SS 0.85	
-25...+70 °C		-25...+70 °C		-25...+70 °C		-25...+70 °C		-25...+70 °C	
IP 69k, IP 67		IP 69k, IP 67		IP 69k, IP 67		IP 69k, IP 67		IP 69k, IP 67	
ceramic	Keramik	ceramic	Keramik	ceramic	Keramik	ceramic	Keramik	ceramic	Keramik
SS304	V2A	SS304	V2A	SS304	V2A	SS304	V2A	SS304	V2A
—	built-in	integriert	—	built-in	integriert	—	built-in	integriert	—
PVC, ultra-flex	conn. M12	Stecker M12	conn. M12	Stecker M12	conn. M12	Stecker M12	conn. M12	Stecker M12	conn. M12
IHP12-S1.5PO47-N2P	IHP12-S1.5PO56-A12	IHP12-S1.5PO56-N12	IHP12-S1.5PO57-A12	IHP12-S1.5PO57-N12	IHP12-S1.5PC47-N2P	IHP12-S1.5PC56-A12	IHP12-S1.5PC56-N12	IHP12-S1.5PC57-A12	IHP12-S1.5PC57-N12
IHP12-S1.5NO47-N2P	IHP12-S1.5NO56-A12	IHP12-S1.5NO56-N12	IHP12-S1.5NO57-A12	IHP12-S1.5NO57-N12	IHP12-S1.5NC47-N2P	IHP12-S1.5NC56-A12	IHP12-S1.5NC56-N12	IHP12-S1.5NC57-A12	IHP12-S1.5NC57-N12

XECRO reserves the right to make minor changes without prior notification.
XECRO behält sich das Recht auf geringe Änderungen ohne Ankündigung vor.

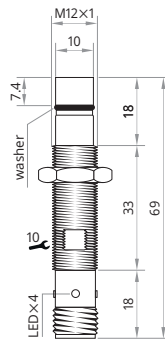
Inductive Proximity Switch 3-Wire DC High Pressure Proof

Induktive Näherungsschalter 3-Leiter DC Hochdruckfest

flush
bündig
M12x1 | 1.5 mm



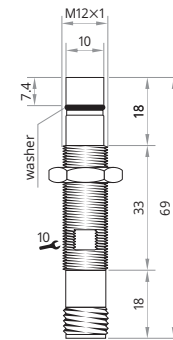
500 bar · 7251 psi



flush
bündig
M12x1 | 1.5 mm



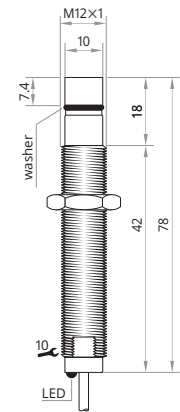
500 bar · 7251 psi



flush
bündig
M12x1 | 1.5 mm



500 bar · 7251 psi

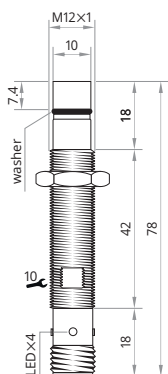


Sensing distance S_n	Schaltabstand S_n	1.5 mm		1.5 mm		1.5 mm	
Operating voltage	Betriebsspannung	10...30 V _{DC}		10...30 V _{DC}		10...30 V _{DC}	
Reverse polarity protection	Verpolungsschutz	built-in	integriert	built-in	integriert	built-in	integriert
Current consumption	Stromverbrauch	<8 mA		<8 mA		<8 mA	
Current load capability	Ausgangsbelastbarkeit	200 mA		200 mA		200 mA	
Short circuit protection	Kurzschlusschutz	built-in	integriert	built-in	integriert	built-in	integriert
Voltage drop	Spannungsabfall	<1.5 V @ 200 mA		<1.5 V @ 200 mA		<1.5 V @ 200 mA	
Switching frequency	Schaltfrequenz	1000 Hz		1000 Hz		1000 Hz	
Reduction factors	Reduktionsfaktoren	Alu 0.45 · Brs 0.50 · SS 0.85		Alu 0.45 · Brs 0.50 · SS 0.85		Alu 0.45 · Brs 0.50 · SS 0.85	
Operating temperature	Betriebstemperatur	-25...+70 °C		-25...+70 °C		-25...+70 °C	
Protection class	Schutzklasse	IP 69k, IP 67		IP 69k, IP 67		IP 69k, IP 67	
Sensing face material	Sensorflächenwerkstoff	ceramic	Keramik	ceramic	Keramik	ceramic	Keramik
Housing material	Gehäusewerkstoff	SS304	V2A	SS304	V2A	SS304	V2A
Switching indicator	Schaltanzeige	built-in	integriert	—		built-in	integriert
Connection	Anschluss	conn. M12	Stecker M12	conn. M12	Stecker M12	PVC, ultra-flex	
Article code PNP, NO	↘	IHP12-S1.5PO69-A12		IHP12-S1.5PO69-N12		IHP12-S1.5PO78-A2P	
Article code PNP, NC	↗	IHP12-S1.5PC69-A12		IHP12-S1.5PC69-N12		IHP12-S1.5PC78-A2P	
Article code NPN, NO	↘	IHP12-S1.5NO69-A12		IHP12-S1.5NO69-N12		IHP12-S1.5NO78-A2P	
Article code NPN, NC	↗	IHP12-S1.5NC69-A12		IHP12-S1.5NC69-N12		IHP12-S1.5NC78-A2P	

flush
bündig
M12x1 | 1.5 mm



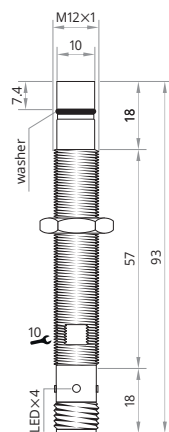
500 bar · 7251 psi



flush
bündig
M12x1 | 1.5 mm



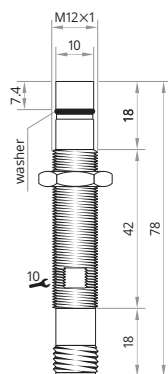
500 bar · 7251 psi



flush
bündig
M12x1 | 1.5 mm



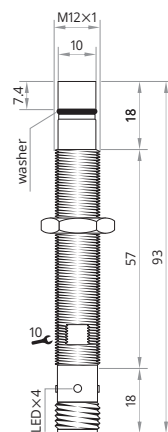
500 bar · 7251 psi



flush
bündig
M12x1 | 1.5 mm



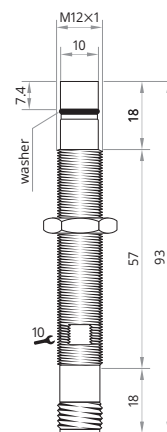
500 bar · 7251 psi



flush
bündig
M12x1 | 1.5 mm



500 bar · 7251 psi



1.5 mm		1.5 mm		1.5 mm		1.5 mm		1.5 mm	
10...30 V _{DC}		10...30 V _{DC}		10...30 V _{DC}		10...30 V _{DC}		10...30 V _{DC}	
built-in	integriert	built-in	integriert	built-in	integriert	built-in	integriert	built-in	integriert
<8 mA		<8 mA		<8 mA		<8 mA		<8 mA	
200 mA		200 mA		200 mA		200 mA		200 mA	
built-in	integriert	built-in	integriert	built-in	integriert	built-in	integriert	built-in	integriert
<1.5 V @ 200 mA		<1.5 V @ 200 mA		<1.5 V @ 200 mA		<1.5 V @ 200 mA		<1.5 V @ 200 mA	
1000 Hz		1000 Hz		1000 Hz		1000 Hz		1000 Hz	
Alu 0.45 · Brs 0.50 · SS 0.85		Alu 0.45 · Brs 0.50 · SS 0.85		Alu 0.45 · Brs 0.50 · SS 0.85		Alu 0.45 · Brs 0.50 · SS 0.85		Alu 0.45 · Brs 0.50 · SS 0.85	
-25...+70 °C		-25...+70 °C		-25...+70 °C		-25...+70 °C		-25...+70 °C	
IP 69k, IP 67		IP 69k, IP 67		IP 69k, IP 67		IP 69k, IP 67		IP 69k, IP 67	
ceramic	Keramik	ceramic	Keramik	ceramic	Keramik	ceramic	Keramik	ceramic	Keramik
SS304	V2A	SS304	V2A	SS304	V2A	SS304	V2A	SS304	V2A
built-in	integriert	—	—	—	—	built-in	integriert	—	—
conn. M12	Stecker M12	PVC, ultra-flex	—	conn. M12	Stecker M12	conn. M12	Stecker M12	conn. M12	Stecker M12
IHP12-S1.5PO78-A12		IHP12-S1.5PO78-N2P		IHP12-S1.5PO78-N12		IHP12-S1.5PO93-A12		IHP12-S1.5PO93-N12	
IHP12-S1.5PC78-A12		IHP12-S1.5PC78-N2P		IHP12-S1.5PC78-N12		IHP12-S1.5PC93-A12		IHP12-S1.5PC93-N12	
IHP12-S1.5NO78-A12		IHP12-S1.5NO78-N2P		IHP12-S1.5NO78-N12		IHP12-S1.5NO93-A12		IHP12-S1.5NO93-N12	
IHP12-S1.5NC78-A12		IHP12-S1.5NC78-N2P		IHP12-S1.5NC78-N12		IHP12-S1.5NC93-A12		IHP12-S1.5NC93-N12	

XECRO reserves the right to make minor changes without prior notification.
XECRO behält sich das Recht auf geringe Änderungen ohne Ankündigung vor.

Inductive Proximity Switch 3-Wire DC High Pressure Proof

Induktive Näherungsschalter 3-Leiter DC Hochdruckfest

flush
bündig
M12x1 | 1.5 mm



500 bar · 7251 psi

flush
bündig
M12x1 | 1.5 mm

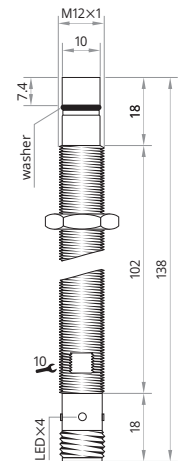
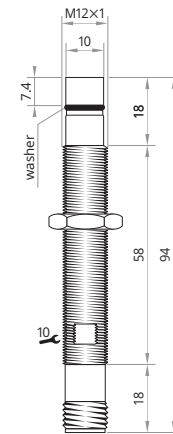
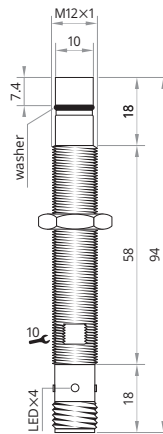


500 bar · 7251 psi

flush
bündig
M12x1 | 1.5 mm



500 bar · 7251 psi



Sensing distance S_n	Schaltabstand S_n	1.5 mm		1.5 mm		1.5 mm	
Operating voltage	Betriebsspannung	10...30 V _{DC}		10...30 V _{DC}		10...30 V _{DC}	
Reverse polarity protection	Verpolungsschutz	built-in	integriert	built-in	integriert	built-in	integriert
Current consumption	Stromverbrauch	<8 mA		<8 mA		<8 mA	
Current load capability	Ausgangsbelastbarkeit	200 mA		200 mA		200 mA	
Short circuit protection	Kurzschlusschutz	built-in	integriert	built-in	integriert	built-in	integriert
Voltage drop	Spannungsabfall	<1.5 V @ 200 mA		<1.5 V @ 200 mA		<1.5 V @ 200 mA	
Switching frequency	Schaltfrequenz	1000 Hz		1000 Hz		1000 Hz	
Reduction factors	Reduktionsfaktoren	Alu 0.45 · Brs 0.50 · SS 0.85		Alu 0.45 · Brs 0.50 · SS 0.85		Alu 0.45 · Brs 0.50 · SS 0.85	
Operating temperature	Betriebstemperatur	-25...+70 °C		-25...+70 °C		-25...+70 °C	
Protection class	Schutzklasse	IP 69k, IP 67		IP 69k, IP 67		IP 69k, IP 67	
Sensing face material	Sensorflächenwerkstoff	ceramic	Keramik	ceramic	Keramik	ceramic	Keramik
Housing material	Gehäusewerkstoff	SS304	V2A	SS304	V2A	SS304	V2A
Switching indicator	Schaltanzeige	built-in	integriert	—		built-in	integriert
Connection	Anschluss	conn. M12	Stecker M12	conn. M12	Stecker M12	conn. M12	Stecker M12
Article code PNP, NO	↘	IHP12-S1.5PO94-A12		IHP12-S1.5PO94-N12		IHP12-S1.5PO138-A12	
Article code PNP, NC	↗	IHP12-S1.5PC94-A12		IHP12-S1.5PC94-N12		IHP12-S1.5PC138-A12	
Article code NPN, NO	↘	IHP12-S1.5NO94-A12		IHP12-S1.5NO94-N12		IHP12-S1.5NO138-A12	
Article code NPN, NC	↗	IHP12-S1.5NC94-A12		IHP12-S1.5NC94-N12		IHP12-S1.5NC138-A12	

Mind O≠0, I≠I≠1, S≠5, B≠8.

O≠0, I≠I≠1, S≠5, B≠8 beachten.

flush
bündig
M12x1 | 1.5 mm



500 bar · 7251 psi

flush
bündig
M12x1 | 2 mm



500 bar · 7251 psi

flush
bündig
M12x1 | 2 mm



500 bar · 7251 psi

flush
bündig
M12x1 | 2 mm

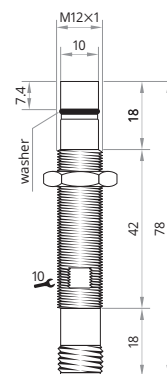
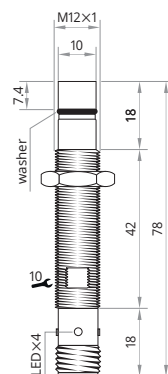
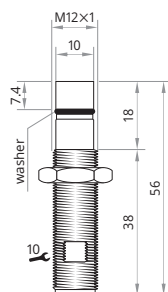
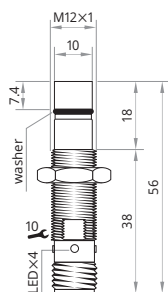
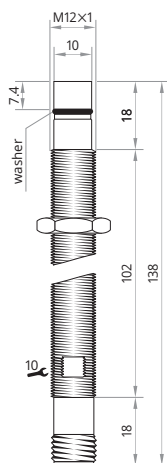


500 bar · 7251 psi

flush
bündig
M12x1 | 2 mm



500 bar · 7251 psi



1.5 mm		2 mm		2 mm		2 mm		2 mm	
10...30 V _{DC}		10...30 V _{DC}		10...30 V _{DC}		10...30 V _{DC}		10...30 V _{DC}	
built-in	integriert	built-in	integriert	built-in	integriert	built-in	integriert	built-in	integriert
<8 mA		<8 mA		<8 mA		<8 mA		<8 mA	
200 mA		200 mA		200 mA		200 mA		200 mA	
built-in	integriert	built-in	integriert	built-in	integriert	built-in	integriert	built-in	integriert
<1.5 V @ 200 mA		<1.5 V @ 200 mA		<1.5 V @ 200 mA		<1.5 V @ 200 mA		<1.5 V @ 200 mA	
1000 Hz		1000 Hz		1000 Hz		1000 Hz		1000 Hz	
Alu 0.45 · Brs 0.50 · SS 0.85		Alu 0.45 · Brs 0.50 · SS 0.85		Alu 0.45 · Brs 0.50 · SS 0.85		Alu 0.45 · Brs 0.50 · SS 0.85		Alu 0.45 · Brs 0.50 · SS 0.85	
-25...+70 °C		-25...+70 °C		-25...+70 °C		-25...+70 °C		-25...+70 °C	
IP 69k, IP 67		IP 69k, IP 67		IP 69k, IP 67		IP 69k, IP 67		IP 69k, IP 67	
ceramic	Keramik	ceramic	Keramik	ceramic	Keramik	ceramic	Keramik	ceramic	Keramik
SS304	V2A	SS304	V2A	SS304	V2A	SS304	V2A	SS304	V2A
—		built-in	integriert	—		built-in	integriert	—	
conn. M12	Stecker M12	conn. M12	Stecker M12	conn. M12	Stecker M12	conn. M12	Stecker M12	conn. M12	Stecker M12
IHP12-S1.5PO138-N12		IHP12-S2PO56-A12		IHP12-S2PO56-N12		IHP12-S2PO78-A12		IHP12-S2PO78-N12	
IHP12-S1.5PC138-N12		IHP12-S2PC56-A12		IHP12-S2PC56-N12		IHP12-S2PC78-A12		IHP12-S2PC78-N12	
IHP12-S1.5NO138-N12		IHP12-S2NO56-A12		IHP12-S2NO56-N12		IHP12-S2NO78-A12		IHP12-S2NO78-N12	
IHP12-S1.5NC138-N12		IHP12-S2NC56-A12		IHP12-S2NC56-N12		IHP12-S2NC78-A12		IHP12-S2NC78-N12	

XECRO reserves the right to make minor changes without prior notification.
XECRO behält sich das Recht auf geringe Änderungen ohne Ankündigung vor.

Inductive Proximity Switch
3-Wire DC High Pressure Proof

Induktive Näherungsschalter
3-Leiter DC Hochdruckfest

flush
bündig
M14x1.5 | 3 mm



500 bar · 7251 psi

flush
bündig
M14x1.5 | 3 mm

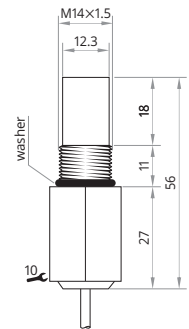
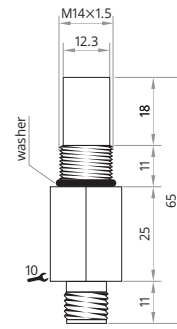
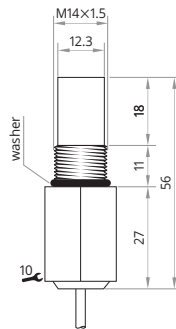


500 bar · 7251 psi

flush
bündig
M14x1.5 | 3 mm



1000 bar · 14503 psi



Sensing distance S_n	Schaltabstand S_n	3 mm		3 mm		3 mm	
Operating voltage	Betriebsspannung	10...30 V _{DC}		10...30 V _{DC}		10...30 V _{DC}	
Reverse polarity protection	Verpolungsschutz	built-in	integriert	built-in	integriert	built-in	integriert
Current consumption	Stromverbrauch	<8 mA		<8 mA		<8 mA	
Current load capability	Ausgangsbelastbarkeit	200 mA		200 mA		200 mA	
Short circuit protection	Kurzschlusschutz	built-in	integriert	built-in	integriert	built-in	integriert
Voltage drop	Spannungsabfall	<1.5 V @ 200 mA		<1.5 V @ 200 mA		<1.5 V @ 200 mA	
Switching frequency	Schaltfrequenz	1000 Hz		1000 Hz		500 Hz	
Reduction factors	Reduktionsfaktoren	Alu 0.45 · Brs 0.50 · SS 0.85		Alu 0.45 · Brs 0.50 · SS 0.85		Alu 0.45 · Brs 0.50 · SS 0.85	
Operating temperature	Betriebstemperatur	-25...+70 °C		-25...+70 °C		-25...+70 °C	
Protection class	Schutzklasse	IP 69k, IP 67		IP 69k, IP 67		IP 69k, IP 67	
Sensing face material	Sensorflächenwerkstoff	ceramic	Keramik	ceramic	Keramik	SS304	V2A
Housing material	Gehäusewerkstoff	SS304	V2A	SS304	V2A	SS304	V2A
Switching indicator	Schaltanzeige	—		—		—	
Connection	Anschluss	conn. M12	Stecker M12	conn. M12	Stecker M12	conn. M12	Stecker M12
Article code PNP, NO	└┘	IHP14-S3PO56-N2P		IHP14-S3PO65-N12		IHP14-S3PO56S-N2P	
Article code PNP, NC	└┘	IHP14-S3PC56-N2P		IHP14-S3PC65-N12		IHP14-S3PC56S-N2P	
Article code NPN, NO	└┘	IHP14-S3NO56-N2P		IHP14-S3NO65-N12		IHP14-S3NO56S-N2P	
Article code NPN, NC	└┘	IHP14-S3NC56-N2P		IHP14-S3NC65-N12		IHP14-S3NC56S-N2P	

flush
bündig
M14×1.5 | 3 mm



1000 bar · 14503 psi

flush
bündig
M14×1.5 | 3 mm



1000 bar · 14503 psi

flush
bündig
M14×1.5 | 3 mm



1000 bar · 14503 psi

flush
bündig
M14×1.5 | 3 mm

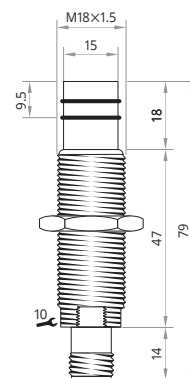
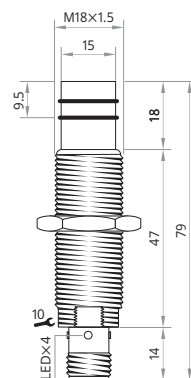
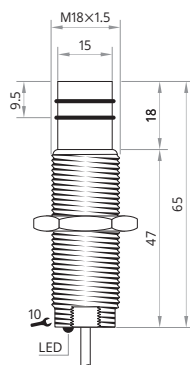
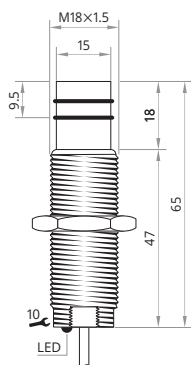
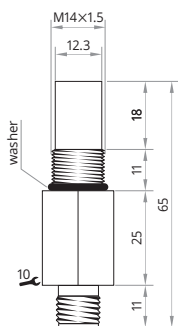


1000 bar · 14503 psi

flush
bündig
M14×1.5 | 3 mm



1000 bar · 14503 psi



3 mm		3 mm		3 mm		3 mm		3 mm	
10...30 V _{DC}		10...30 V _{DC}		10...30 V _{DC}		10...30 V _{DC}		10...30 V _{DC}	
built-in	integriert	built-in	integriert	built-in	integriert	built-in	integriert	built-in	integriert
<8 mA		<8 mA		<8 mA		<8 mA		<8 mA	
200 mA		200 mA		200 mA		200 mA		200 mA	
built-in	integriert	built-in	integriert	built-in	integriert	built-in	integriert	built-in	integriert
<1.5 V @ 200 mA		<1.5 V @ 200 mA		<1.5 V @ 200 mA		<1.5 V @ 200 mA		<1.5 V @ 200 mA	
500 Hz		1000 Hz		1000 Hz		1000 Hz		1000 Hz	
Alu 0.45 · Brs 0.50 · SS 0.85		Alu 0.45 · Brs 0.50 · SS 0.85		Alu 0.45 · Brs 0.50 · SS 0.85		Alu 0.45 · Brs 0.50 · SS 0.85		Alu 0.45 · Brs 0.50 · SS 0.85	
-25...+70 °C		-25...+70 °C		-25...+70 °C		-25...+70 °C		-25...+70 °C	
IP 69k, IP 67		IP 69k, IP 67		IP 69k, IP 67		IP 69k, IP 67		IP 69k, IP 67	
SS304	V2A	ceramic	Keramik	ceramic	Keramik	ceramic	Keramik	ceramic	Keramik
SS304	V2A	SS304	V2A	SS304	V2A	SS304	V2A	SS304	V2A
—		built-in	integriert	—		built-in	integriert	—	
conn. M12	Stecker M12	conn. M12	Stecker M12	conn. M12	Stecker M12	conn. M12	Stecker M12	conn. M12	Stecker M12
IHP14-S3PO65S-N12		IHP18-S3PO65S-A2P		IHP18-S3PO65S-N2P		IHP18-S3PO79S-A12		IHP18-S3PO79S-N12	
IHP14-S3PC65S-N12		IHP18-S3PC65S-A2P		IHP18-S3PC65S-N2P		IHP18-S3PC79S-A12		IHP18-S3PC79S-N12	
IHP14-S3NO65S-N12		IHP18-S3NO65S-A2P		IHP18-S3NO65S-N2P		IHP18-S3NO79S-A12		IHP18-S3NO79S-N12	
IHP14-S3NC65S-N12		IHP18-S3NC65S-A2P		IHP18-S3NC65S-N2P		IHP18-S3NC79S-A12		IHP18-S3NC79S-N12	

Benefits:

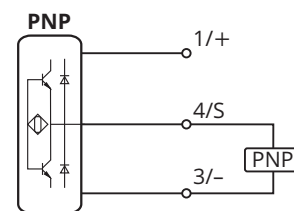
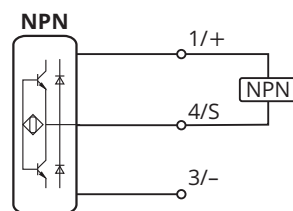
- ▶ Embedded amplifier for permanent temperatures up to 180 °C (356 °F)
- ▶ Stainless steel housing made of SS304
- ▶ PTFE sensing face
- ▶ PTFE and silicone cable available
- ▶ Sizes from M8 to M30 available

Vorteile:

- ▶ Integrierter Verstärker dauerhaft hitzefest bis 180 °C (356 °F)
- ▶ Edelstahlgehäuse aus V2A
- ▶ PTFE-Frontkappe
- ▶ PTFE- und Silikon-Kabel erhältlich
- ▶ Bauformen von M8 bis M30 erhältlich

Data sheets are available on <http://xecro.com>.

Datenblätter sind auf <http://xecro.com> verfügbar.



All devices of this section may not be used if the safety of persons rely on their faultless function!

Alle Geräte dieses Abschnittes dürfen nicht verwendet werden, wenn die Sicherheit von Personen von deren fehlerlosen Funktion abhängt!



Inductive Sensors 3-Wire DC High Temperature Resistant

XECRO Inductive High Temperature Series sensors have been designed to operate permanently at temperatures from -25 °C and $+180\text{ °C}$ (-13 °F ... $+356\text{ °F}$). The signal processor of the High Temperature Series sensors fits the same housing dimensions as other sensor series from XECRO. This enables a high level of mounting standardization when your existing sensor needs to be replaced by a more temperature proof XECRO sensor.

XECRO High Temperature Series sensors are available in sizes from M8 to M30 and are equipped with silicone or PTFE cables. Silicone cables have an impressive flexibility which makes them a perfect choice for movable installations. Conversely, PTFE has an excellent sturdiness, but should be used only in fixed installations.

Induktive Hochtemperatursensoren von XECRO wurden für den dauerhaften Betrieb bei Temperaturen zwischen $-25\text{...}+180\text{ °C}$ ($-13\text{...}+356\text{ °F}$) entwickelt. Die Schaltungen der Hochtemperatursensoren passen in die gleichen Gehäuseabmessungen der anderen Baureihen von XECRO. Diese Vereinheitlichung ermöglicht den problemlosen Austausch, wenn ein Sensor durch einen temperaturfesteren von XECRO ersetzt werden muss.

Hochtemperatursensoren von XECRO sind in den Bauformen M8 bis M30 erhältlich und sind wahlweise mit Silikon- oder PTFE-Anschlussleitungen ausgestattet. Silikonleitungen sind beeindruckend flexibel, was sie für bewegliche Installationen prädestiniert. Im Gegensatz dazu hat PTFE eine ausgezeichnete Widerstandsfähigkeit, sollte aber nur fest installiert werden.


Inductive Proximity Switch
3-Wire DC
High Temperature Resistant

Induktive Näherungsschalter
3-Leiter DC Hitzebeständig

flush
bündig
Ø6.5 | 2 mm



120 °C · 248 °F



flush
bündig
Ø6.5 | 2 mm



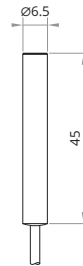
120 °C · 248 °F



flush
bündig
Ø6.5 | 2 mm



120 °C · 248 °F



Sensing distance S_n	Schaltabstand S_n	2 mm		2 mm		2 mm	
Operating voltage	Betriebsspannung	10...30 V _{DC}		10...30 V _{DC}		10...30 V _{DC}	
Reverse polarity protection	Verpolungsschutz	built-in	integriert	built-in	integriert	built-in	integriert
Current consumption	Stromverbrauch	<8 mA		<8 mA		<8 mA	
Current load capability	Ausgangsbelastbarkeit	120 mA		120 mA		120 mA	
Short circuit protection	Kurzschlusschutz	built-in	integriert	built-in	integriert	built-in	integriert
Voltage drop	Spannungsabfall	<2 V @ 120 mA		<2 V @ 120 mA		<2 V @ 120 mA	
Switching frequency	Schaltfrequenz	800 Hz		800 Hz		800 Hz	
Reduction factors	Reduktionsfaktoren	Alu 0.45 · Brs 0.50 · SS 0.85		Alu 0.45 · Brs 0.50 · SS 0.85		Alu 0.45 · Brs 0.50 · SS 0.85	
Operating temperature	Betriebstemperatur	-25...+120 °C		-25...+120 °C		-25...+120 °C	
Protection class	Schutzklasse	IP 67		IP 67		IP 67	
Sensing face material	Sensorflächenwerkstoff	PTFE		PTFE		PTFE	
Housing material	Gehäusewerkstoff	SS304	V2A	SS304	V2A	SS304	V2A
Switching indicator	Schaltanzeige	built-in*	integriert*	built-in*	integriert*	—	
Connection	Anschluss	silicone	Silikon	PTFE		silicone	Silikon
Article code PNP, NO	└┘	IHTD6-S2APO45-A2S		IHTD6-S2APO45-A2T		IHTD6-S2APO45-N2S	
Article code PNP, NC	└┘	IHTD6-S2APC45-A2S		IHTD6-S2APC45-A2T		IHTD6-S2APC45-N2S	
Article code NPN, NO	└┘	IHTD6-S2ANO45-A2S		IHTD6-S2ANO45-A2T		IHTD6-S2ANO45-N2S	
Article code NPN, NC	└┘	IHTD6-S2ANC45-A2S		IHTD6-S2ANC45-A2T		IHTD6-S2ANC45-N2S	

Mind O=0, I=I≠1, S=5, B=8.

O=0, I=I≠1, S=5, B=8 beachten.

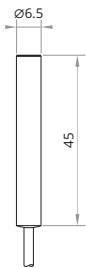
* Only for adjustment. LED can fail when operating at more than 120 °C (248 °F). The LED has no warranty.

* Nur zur Einstellung. Die LED kann bei Betrieb über 120 °C ausfallen. Die LED hat keine Garantie.

flush
bündig
Ø6.5 | 2 mm



120 °C · 248 °F



non-flush
nicht bündig
Ø6.5 | 4 mm



120 °C · 248 °F



non-flush
nicht bündig
Ø6.5 | 4 mm



120 °C · 248 °F



non-flush
nicht bündig
Ø6.5 | 4 mm



120 °C · 248 °F



non-flush
nicht bündig
Ø6.5 | 4 mm



120 °C · 248 °F



2 mm		4 mm		4 mm		4 mm		4 mm	
10...30 V _{DC}		10...30 V _{DC}		10...30 V _{DC}		10...30 V _{DC}		10...30 V _{DC}	
built-in	integriert	built-in	integriert	built-in	integriert	built-in	integriert	built-in	integriert
<8 mA		<8 mA		<8 mA		<8 mA		<8 mA	
120 mA		120 mA		120 mA		120 mA		120 mA	
built-in	integriert	built-in	integriert	built-in	integriert	built-in	integriert	built-in	integriert
<2 V @ 120 mA		<2 V @ 120 mA		<2 V @ 120 mA		<2 V @ 120 mA		<2 V @ 120 mA	
800 Hz		500 Hz		500 Hz		500 Hz		500 Hz	
Alu 0.45 · Brs 0.50 · SS 0.85		Alu 0.45 · Brs 0.50 · SS 0.85		Alu 0.45 · Brs 0.50 · SS 0.85		Alu 0.45 · Brs 0.50 · SS 0.85		Alu 0.45 · Brs 0.50 · SS 0.85	
-25...+120 °C		-25...+120 °C		-25...+120 °C		-25...+120 °C		-25...+120 °C	
IP 67		IP 67		IP 67		IP 67		IP 67	
PTFE		PTFE		PTFE		PTFE		PTFE	
SS304	V2A	SS304	V2A	SS304	V2A	SS304	V2A	SS304	V2A
—		built-in*	integriert*	built-in*	integriert*	—		—	
PTFE		silicone	Silikon	PTFE		silicone	Silikon	PTFE	
IHTD6-S2APO45-N2T		IHTD6-N4APO45-A2S		IHTD6-N4APO45-A2T		IHTD6-N4APO45-N2S		IHTD6-N4APO45-N2T	
IHTD6-S2APC45-N2T		IHTD6-N4APC45-A2S		IHTD6-N4APC45-A2T		IHTD6-N4APC45-N2S		IHTD6-N4APC45-N2T	
IHTD6-S2ANO45-N2T		IHTD6-N4ANO45-A2S		IHTD6-N4ANO45-A2T		IHTD6-N4ANO45-N2S		IHTD6-N4ANO45-N2T	
IHTD6-S2ANC45-N2T		IHTD6-N4ANC45-A2S		IHTD6-N4ANC45-A2T		IHTD6-N4ANC45-N2S		IHTD6-N4ANC45-N2T	

XECRO reserves the right to make minor changes without prior notification.
XECRO behält sich das Recht auf geringe Änderungen ohne Ankündigung vor.

Inductive Proximity Switch
3-Wire DC
High Temperature Resistant

Induktive Näherungsschalter
3-Leiter DC Hitzebeständig

flush
bündig
M8×1 | 2 mm



120 °C · 248 °F

flush
bündig
M8×1 | 2 mm

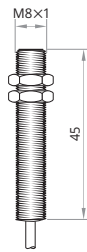
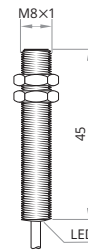
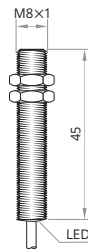


120 °C · 248 °F

flush
bündig
M8×1 | 2 mm



120 °C · 248 °F



Sensing distance S_n	Schaltabstand S_n	2 mm		2 mm		2 mm	
Operating voltage	Betriebsspannung	10...30 V _{DC}		10...30 V _{DC}		10...30 V _{DC}	
Reverse polarity protection	Verpolungsschutz	built-in	integriert	built-in	integriert	built-in	integriert
Current consumption	Stromverbrauch	<8 mA		<8 mA		<8 mA	
Current load capability	Ausgangsbelastbarkeit	120 mA		120 mA		120 mA	
Short circuit protection	Kurzschlusschutz	built-in	integriert	built-in	integriert	built-in	integriert
Voltage drop	Spannungsabfall	<2 V @ 120 mA		<2 V @ 120 mA		<2 V @ 120 mA	
Switching frequency	Schaltfrequenz	800 Hz		800 Hz		800 Hz	
Reduction factors	Reduktionsfaktoren	Alu 0.45 · Brs 0.50 · SS 0.85		Alu 0.45 · Brs 0.50 · SS 0.85		Alu 0.45 · Brs 0.50 · SS 0.85	
Operating temperature	Betriebstemperatur	-25...+120 °C		-25...+120 °C		-25...+120 °C	
Protection class	Schutzklasse	IP 67		IP 67		IP 67	
Sensing face material	Sensorflächenwerkstoff	PTFE		PTFE		PTFE	
Housing material	Gehäusewerkstoff	SS304	V2A	SS304	V2A	SS304	V2A
Switching indicator	Schaltanzeige	built-in*	integriert*	built-in*	integriert*	—	
Connection	Anschluss	silicone	Silikon	PTFE		silicone	Silikon
Article code PNP, NO	↘	IHT8-S2APO45-A2S		IHT8-S2APO45-A2T		IHT8-S2APO45-N2S	
Article code PNP, NC	↗	IHT8-S2APC45-A2S		IHT8-S2APC45-A2T		IHT8-S2APC45-N2S	
Article code NPN, NO	↘	IHT8-S2ANO45-A2S		IHT8-S2ANO45-A2T		IHT8-S2ANO45-N2S	
Article code NPN, NC	↗	IHT8-S2ANC45-A2S		IHT8-S2ANC45-A2T		IHT8-S2ANC45-N2S	

Mind O=0, I=I±1, S=5, B=8.

O=0, I=I±1, S=5, B=8 beachten.

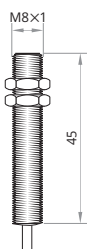
* Only for adjustment. LED can fail when operating at more than 120 °C (248 °F). The LED has no warranty.

* Nur zur Einstellung. Die LED kann bei Betrieb über 120 °C ausfallen. Die LED hat keine Garantie.

flush
bündig
M8x1 | 2 mm



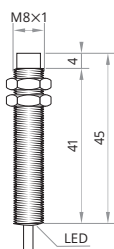
120 °C · 248 °F



non-flush
nicht bündig
M8x1 | 4 mm



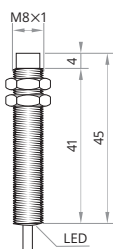
120 °C · 248 °F



non-flush
nicht bündig
M8x1 | 4 mm



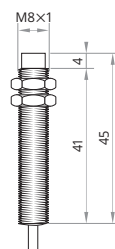
120 °C · 248 °F



non-flush
nicht bündig
M8x1 | 4 mm



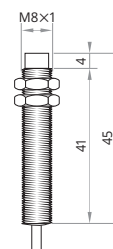
120 °C · 248 °F



non-flush
nicht bündig
M8x1 | 4 mm



120 °C · 248 °F



2 mm		4 mm		4 mm		4 mm		4 mm	
10...30 V _{DC}		10...30 V _{DC}		10...30 V _{DC}		10...30 V _{DC}		10...30 V _{DC}	
built-in	integriert	built-in	integriert	built-in	integriert	built-in	integriert	built-in	integriert
<8 mA		<8 mA		<8 mA		<8 mA		<8 mA	
120 mA		120 mA		120 mA		120 mA		120 mA	
built-in	integriert	built-in	integriert	built-in	integriert	built-in	integriert	built-in	integriert
<2 V @ 120 mA		<2 V @ 120 mA		<2 V @ 120 mA		<2 V @ 120 mA		<2 V @ 120 mA	
800 Hz		500 Hz		500 Hz		500 Hz		500 Hz	
Alu 0.45 · Brs 0.50 · SS 0.85		Alu 0.45 · Brs 0.50 · SS 0.85		Alu 0.45 · Brs 0.50 · SS 0.85		Alu 0.45 · Brs 0.50 · SS 0.85		Alu 0.45 · Brs 0.50 · SS 0.85	
-25...+120 °C		-25...+120 °C		-25...+120 °C		-25...+120 °C		-25...+120 °C	
IP 67		IP 67		IP 67		IP 67		IP 67	
PTFE		PTFE		PTFE		PTFE		PTFE	
SS304	V2A	SS304	V2A	SS304	V2A	SS304	V2A	SS304	V2A
—		built-in*	integriert*	built-in*	integriert*	—		—	
PTFE		silicone	Silikon	PTFE		silicone	Silikon	PTFE	
IHT8-S2APO45-N2T		IHT8-N4APO45-A2S		IHT8-N4APO45-A2T		IHT8-N4APO45-N2S		IHT8-N4APO45-N2T	
IHT8-S2APC45-N2T		IHT8-N4APC45-A2S		IHT8-N4APC45-A2T		IHT8-N4APC45-N2S		IHT8-N4APC45-N2T	
IHT8-S2ANO45-N2T		IHT8-N4ANO45-A2S		IHT8-N4ANO45-A2T		IHT8-N4ANO45-N2S		IHT8-N4ANO45-N2T	
IHT8-S2ANC45-N2T		IHT8-N4ANC45-A2S		IHT8-N4ANC45-A2T		IHT8-N4ANC45-N2S		IHT8-N4ANC45-N2T	

XECRO reserves the right to make minor changes without prior notification.
XECRO behält sich das Recht auf geringe Änderungen ohne Ankündigung vor.

Inductive Proximity Switch
3-Wire DC
High Temperature Resistant

Induktive Näherungsschalter
3-Leiter DC Hitzebeständig

flush
bündig
M12×1 | 2 mm



120 °C · 248 °F

flush
bündig
M12×1 | 2 mm

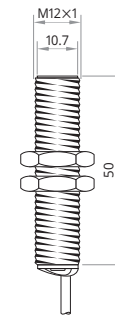
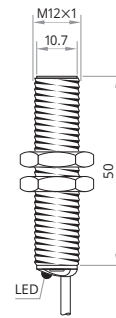
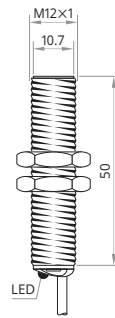


120 °C · 248 °F

flush
bündig
M12×1 | 2 mm



120 °C · 248 °F



Sensing distance S_n	Schaltabstand S_n	2 mm		2 mm		2 mm	
Operating voltage	Betriebsspannung	10...30 V _{DC}		10...30 V _{DC}		10...30 V _{DC}	
Reverse polarity protection	Verpolungsschutz	built-in	integriert	built-in	integriert	built-in	integriert
Current consumption	Stromverbrauch	<8 mA		<8 mA		<8 mA	
Current load capability	Ausgangsbelastbarkeit	120 mA		120 mA		120 mA	
Short circuit protection	Kurzschlusschutz	built-in	integriert	built-in	integriert	built-in	integriert
Voltage drop	Spannungsabfall	<2 V @ 120 mA		<2 V @ 120 mA		<2 V @ 120 mA	
Switching frequency	Schaltfrequenz	1000 Hz		1000 Hz		1000 Hz	
Reduction factors	Reduktionsfaktoren	Alu 0.45 · Brs 0.50 · SS 0.85		Alu 0.45 · Brs 0.50 · SS 0.85		Alu 0.45 · Brs 0.50 · SS 0.85	
Operating temperature	Betriebstemperatur	-25...+120 °C		-25...+120 °C		-25...+120 °C	
Protection class	Schutzklasse	IP 67		IP 67		IP 67	
Sensing face material	Sensorflächenwerkstoff	PTFE		PTFE		PTFE	
Housing material	Gehäusewerkstoff	SS304	V2A	SS304	V2A	SS304	V2A
Switching indicator	Schaltanzeige	built-in*	integriert*	built-in*	integriert*	—	
Connection	Anschluss	silicone	Silikon	PTFE		silicone	Silikon
Article code PNP, NO	↘	IHT12-S2APO50-A2S		IHT12-S2APO50-A2T		IHT12-S2APO50-N2S	
Article code PNP, NC	↗	IHT12-S2APC50-A2S		IHT12-S2APC50-A2T		IHT12-S2APC50-N2S	
Article code NPN, NO	↘	IHT12-S2ANO50-A2S		IHT12-S2ANO50-A2T		IHT12-S2ANO50-N2S	
Article code NPN, NC	↗	IHT12-S2ANC50-A2S		IHT12-S2ANC50-A2T		IHT12-S2ANC50-N2S	

Mind O=0, I=I≠1, S=5, B=8.

O=0, I=I≠1, S=5, B=8 beachten.

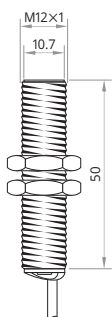
* Only for adjustment. LED can fail when operating at more than 120 °C (248 °F). The LED has no warranty.

* Nur zur Einstellung. Die LED kann bei Betrieb über 120 °C ausfallen. Die LED hat keine Garantie.

flush
bündig
M12×1 | 2 mm



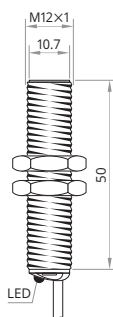
120 °C · 248 °F



flush
bündig
M12×1 | 4 mm



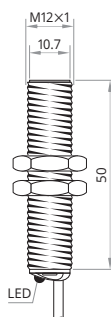
120 °C · 248 °F



flush
bündig
M12×1 | 4 mm



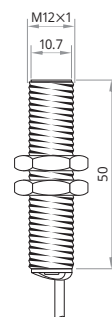
120 °C · 248 °F



flush
bündig
M12×1 | 4 mm



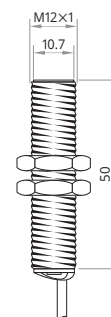
120 °C · 248 °F



flush
bündig
M12×1 | 4 mm



120 °C · 248 °F



2 mm		4 mm		4 mm		4 mm		4 mm	
10...30 V _{DC}		10...30 V _{DC}		10...30 V _{DC}		10...30 V _{DC}		10...30 V _{DC}	
built-in	integriert	built-in	integriert	built-in	integriert	built-in	integriert	built-in	integriert
<8 mA		<8 mA		<8 mA		<8 mA		<8 mA	
120 mA		120 mA		120 mA		120 mA		120 mA	
built-in	integriert	built-in	integriert	built-in	integriert	built-in	integriert	built-in	integriert
<2 V @ 120 mA		<2 V @ 120 mA		<2 V @ 120 mA		<2 V @ 120 mA		<2 V @ 120 mA	
1000 Hz		800 Hz		800 Hz		800 Hz		800 Hz	
Alu 0.45 · Brs 0.50 · SS 0.85		Alu 0.45 · Brs 0.50 · SS 0.85		Alu 0.45 · Brs 0.50 · SS 0.85		Alu 0.45 · Brs 0.50 · SS 0.85		Alu 0.45 · Brs 0.50 · SS 0.85	
-25...+120 °C		-25...+120 °C		-25...+120 °C		-25...+120 °C		-25...+120 °C	
IP 67		IP 67		IP 67		IP 67		IP 67	
PTFE		PTFE		PTFE		PTFE		PTFE	
SS304	V2A	SS304	V2A	SS304	V2A	SS304	V2A	SS304	V2A
—		built-in*	integriert*	built-in*	integriert*	—		—	
PTFE		silicone	Silikon	PTFE		silicone	Silikon	PTFE	
IHT12-S2APO50-N2T		IHT12-S4APO50-A2S		IHT12-S4APO50-A2T		IHT12-S4APO50-N2S		IHT12-S4APO50-N2T	
IHT12-S2APC50-N2T		IHT12-S4APC50-A2S		IHT12-S4APC50-A2T		IHT12-S4APC50-N2S		IHT12-S4APC50-N2T	
IHT12-S2ANO50-N2T		IHT12-S4ANO50-A2S		IHT12-S4ANO50-A2T		IHT12-S4ANO50-N2S		IHT12-S4ANO50-N2T	
IHT12-S2ANC50-N2T		IHT12-S4ANC50-A2S		IHT12-S4ANC50-A2T		IHT12-S4ANC50-N2S		IHT12-S4ANC50-N2T	

XECRO reserves the right to make minor changes without prior notification.
XECRO behält sich das Recht auf geringe Änderungen ohne Ankündigung vor.

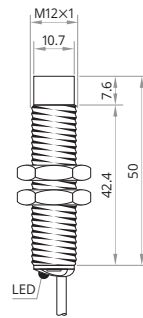
Inductive Proximity Switch
3-Wire DC
High Temperature Resistant

Induktive Näherungsschalter
3-Leiter DC Hitzebeständig

non-flush
nicht bündig
M12×1 | 4 mm



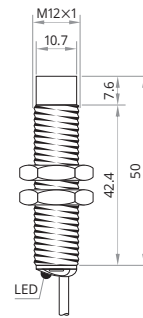
120 °C · 248 °F



non-flush
nicht bündig
M12×1 | 4 mm



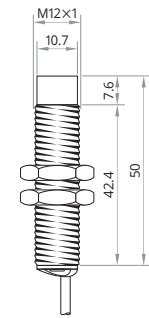
120 °C · 248 °F



non-flush
nicht bündig
M12×1 | 4 mm



120 °C · 248 °F



Sensing distance S_n	Schaltabstand S_n	4 mm		4 mm		4 mm	
Operating voltage	Betriebsspannung	10...30 V _{DC}		10...30 V _{DC}		10...30 V _{DC}	
Reverse polarity protection	Verpolungsschutz	built-in	integriert	built-in	integriert	built-in	integriert
Current consumption	Stromverbrauch	<8 mA		<8 mA		<8 mA	
Current load capability	Ausgangsbelastbarkeit	120 mA		120 mA		120 mA	
Short circuit protection	Kurzschlusschutz	built-in	integriert	built-in	integriert	built-in	integriert
Voltage drop	Spannungsabfall	<2 V @ 120 mA		<2 V @ 120 mA		<2 V @ 120 mA	
Switching frequency	Schaltfrequenz	800 Hz		800 Hz		800 Hz	
Reduction factors	Reduktionsfaktoren	Alu 0.45 · Brs 0.50 · SS 0.85		Alu 0.45 · Brs 0.50 · SS 0.85		Alu 0.45 · Brs 0.50 · SS 0.85	
Operating temperature	Betriebstemperatur	-25...+120 °C		-25...+120 °C		-25...+120 °C	
Protection class	Schutzklasse	IP 67		IP 67		IP 67	
Sensing face material	Sensorflächenwerkstoff	PTFE		PTFE		PTFE	
Housing material	Gehäusewerkstoff	SS304	V2A	SS304	V2A	SS304	V2A
Switching indicator	Schaltanzeige	built-in*	integriert*	built-in*	integriert*	—	
Connection	Anschluss	silicone	Silikon	PTFE		silicone	Silikon
Article code PNP, NO	└┘	IHT12-N4APO50-A2S		IHT12-N4APO50-A2T		IHT12-N4APO50-N2S	
Article code PNP, NC	└┘	IHT12-N4APC50-A2S		IHT12-N4APC50-A2T		IHT12-N4APC50-N2S	
Article code NPN, NO	└┘	IHT12-N4ANO50-A2S		IHT12-N4ANO50-A2T		IHT12-N4ANO50-N2S	
Article code NPN, NC	└┘	IHT12-N4ANC50-A2S		IHT12-N4ANC50-A2T		IHT12-N4ANC50-N2S	

Mind O=0, I=I≠1, S=5, B=8.

O=0, I=I≠1, S=5, B=8 beachten.

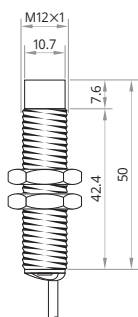
* Only for adjustment. LED can fail when operating at more than 120 °C (248 °F). The LED has no warranty.

* Nur zur Einstellung. Die LED kann bei Betrieb über 120 °C ausfallen. Die LED hat keine Garantie.

non-flush
nicht bündig
M12×1 | 4 mm



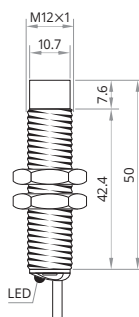
120 °C · 248 °F



non-flush
nicht bündig
M12×1 | 8 mm



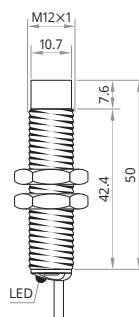
120 °C · 248 °F



non-flush
nicht bündig
M12×1 | 8 mm



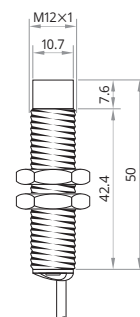
120 °C · 248 °F



non-flush
nicht bündig
M12×1 | 8 mm



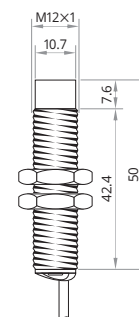
120 °C · 248 °F



non-flush
nicht bündig
M12×1 | 8 mm



120 °C · 248 °F



4 mm		8 mm		8 mm		8 mm		8 mm	
10...30 V _{DC}		10...30 V _{DC}		10...30 V _{DC}		10...30 V _{DC}		10...30 V _{DC}	
built-in	integriert	built-in	integriert	built-in	integriert	built-in	integriert	built-in	integriert
<8 mA		<8 mA		<8 mA		<8 mA		<8 mA	
120 mA		120 mA		120 mA		120 mA		120 mA	
built-in	integriert	built-in	integriert	built-in	integriert	built-in	integriert	built-in	integriert
<2 V @ 120 mA		<2 V @ 120 mA		<2 V @ 120 mA		<2 V @ 120 mA		<2 V @ 120 mA	
800 Hz		500 Hz		500 Hz		500 Hz		500 Hz	
Alu 0.45 · Brs 0.50 · SS 0.85		Alu 0.45 · Brs 0.50 · SS 0.85		Alu 0.45 · Brs 0.50 · SS 0.85		Alu 0.45 · Brs 0.50 · SS 0.85		Alu 0.45 · Brs 0.50 · SS 0.85	
-25...+120 °C		-25...+120 °C		-25...+120 °C		-25...+120 °C		-25...+120 °C	
IP 67		IP 67		IP 67		IP 67		IP 67	
PTFE		PTFE		PTFE		PTFE		PTFE	
SS304	V2A	SS304	V2A	SS304	V2A	SS304	V2A	SS304	V2A
—		built-in*	integriert*	built-in*	integriert*	—		—	
PTFE		silicone	Silikon	PTFE		silicone	Silikon	PTFE	
IHT12-N4APO50-N2T		IHT12-N8APO50-A2S		IHT12-N8APO50-A2T		IHT12-N8APO50-N2S		IHT12-N8APO50-N2T	
IHT12-N4APC50-N2T		IHT12-N8APC50-A2S		IHT12-N8APC50-A2T		IHT12-N8APC50-N2S		IHT12-N8APC50-N2T	
IHT12-N4ANO50-N2T		IHT12-N8ANO50-A2S		IHT12-N8ANO50-A2T		IHT12-N8ANO50-N2S		IHT12-N8ANO50-N2T	
IHT12-N4ANC50-N2T		IHT12-N8ANC50-A2S		IHT12-N8ANC50-A2T		IHT12-N8ANC50-N2S		IHT12-N8ANC50-N2T	

XECRO reserves the right to make minor changes without prior notification.
XECRO behält sich das Recht auf geringe Änderungen ohne Ankündigung vor.

Inductive Proximity Switch
3-Wire DC
High Temperature Resistant

Induktive Näherungsschalter
3-Leiter DC Hitzebeständig

flush
bündig
M18×1 | 5 mm



120 °C · 248 °F

flush
bündig
M18×1 | 5 mm

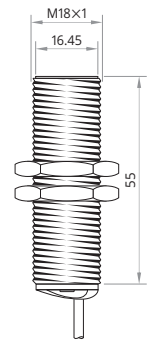
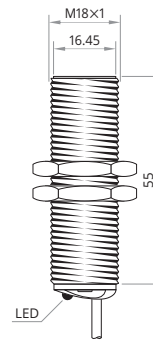
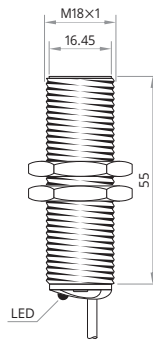


120 °C · 248 °F

flush
bündig
M18×1 | 5 mm



120 °C · 248 °F



Sensing distance S_n	Schaltabstand S_n	5 mm		5 mm		5 mm	
Operating voltage	Betriebsspannung	10...30 V _{DC}		10...30 V _{DC}		10...30 V _{DC}	
Reverse polarity protection	Verpolungsschutz	built-in	integriert	built-in	integriert	built-in	integriert
Current consumption	Stromverbrauch	<8 mA		<8 mA		<8 mA	
Current load capability	Ausgangsbelastbarkeit	150 mA		150 mA		150 mA	
Short circuit protection	Kurzschlusschutz	built-in	integriert	built-in	integriert	built-in	integriert
Voltage drop	Spannungsabfall	<2 V @ 150 mA		<2 V @ 150 mA		<2 V @ 150 mA	
Switching frequency	Schaltfrequenz	500 Hz		500 Hz		500 Hz	
Reduction factors	Reduktionsfaktoren	Alu 0.45 · Brs 0.50 · SS 0.85		Alu 0.45 · Brs 0.50 · SS 0.85		Alu 0.45 · Brs 0.50 · SS 0.85	
Operating temperature	Betriebstemperatur	-25...+120 °C		-25...+120 °C		-25...+120 °C	
Protection class	Schutzklasse	IP 67		IP 67		IP 67	
Sensing face material	Sensorflächenwerkstoff	PTFE		PTFE		PTFE	
Housing material	Gehäusewerkstoff	SS304	V2A	SS304	V2A	SS304	V2A
Switching indicator	Schaltanzeige	built-in*	integriert*	built-in*	integriert*	—	
Connection	Anschluss	silicone	Silikon	PTFE		silicone	Silikon
Article code PNP, NO	↘	IHT18-S5APO55-A2S		IHT18-S5APO55-A2T		IHT18-S5APO55-N2S	
Article code PNP, NC	↗	IHT18-S5APC55-A2S		IHT18-S5APC55-A2T		IHT18-S5APC55-N2S	
Article code NPN, NO	↘	IHT18-S5ANO55-A2S		IHT18-S5ANO55-A2T		IHT18-S5ANO55-N2S	
Article code NPN, NC	↗	IHT18-S5ANC55-A2S		IHT18-S5ANC55-A2T		IHT18-S5ANC55-N2S	

Mind O=0, I=I≠1, S=5, B=8.

O=0, I=I≠1, S=5, B=8 beachten.

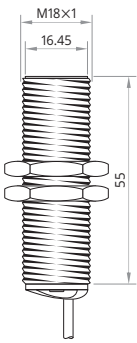
* Only for adjustment. LED can fail when operating at more than 120 °C (248 °F). The LED has no warranty.

* Nur zur Einstellung. Die LED kann bei Betrieb über 120 °C ausfallen. Die LED hat keine Garantie.

flush
bündig
M18×1 | 5 mm



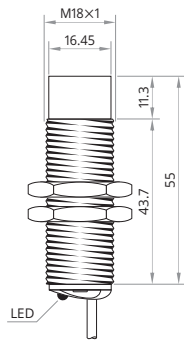
120 °C · 248 °F



non-flush
nicht bündig
M18×1 | 8 mm



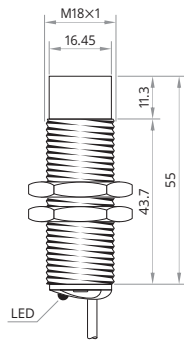
120 °C · 248 °F



non-flush
nicht bündig
M18×1 | 8 mm



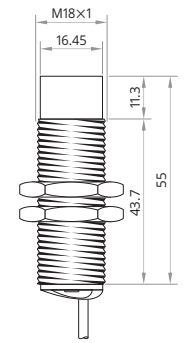
120 °C · 248 °F



non-flush
nicht bündig
M18×1 | 8 mm



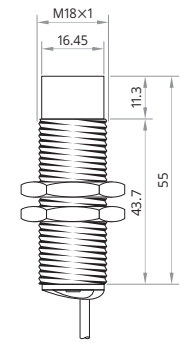
120 °C · 248 °F



non-flush
nicht bündig
M18×1 | 8 mm



120 °C · 248 °F



5 mm	8 mm	8 mm	8 mm	8 mm
10...30 V _{DC}	10...30 V _{DC}	10...30 V _{DC}	10...30 V _{DC}	10...30 V _{DC}
built-in integriert	built-in integriert	built-in integriert	built-in integriert	built-in integriert
<8 mA	<8 mA	<8 mA	<8 mA	<8 mA
150 mA	150 mA	150 mA	150 mA	150 mA
built-in integriert	built-in integriert	built-in integriert	built-in integriert	built-in integriert
<2 V @ 150 mA	<2 V @ 150 mA	<2 V @ 150 mA	<2 V @ 150 mA	<2 V @ 150 mA
500 Hz	500 Hz	500 Hz	500 Hz	500 Hz
Alu 0.45 · Brs 0.50 · SS 0.85	Alu 0.45 · Brs 0.50 · SS 0.85	Alu 0.45 · Brs 0.50 · SS 0.85	Alu 0.45 · Brs 0.50 · SS 0.85	Alu 0.45 · Brs 0.50 · SS 0.85
-25...+120 °C	-25...+120 °C	-25...+120 °C	-25...+120 °C	-25...+120 °C
IP 67	IP 67	IP 67	IP 67	IP 67
PTFE	PTFE	PTFE	PTFE	PTFE
SS304 V2A	SS304 V2A	SS304 V2A	SS304 V2A	SS304 V2A
—	built-in* integriert*	built-in* integriert*	—	—
PTFE	silicone Silikon	PTFE	silicone Silikon	PTFE
IHT18-S5APO55-N2T	IHT18-N8APO55-A2S	IHT18-N8APO55-A2T	IHT18-N8APO55-N2S	IHT18-N8APO55-N2T
IHT18-S5APC55-N2T	IHT18-N8APC55-A2S	IHT18-N8APC55-A2T	IHT18-N8APC55-N2S	IHT18-N8APC55-N2T
IHT18-S5ANO55-N2T	IHT18-N8ANO55-A2S	IHT18-N8ANO55-A2T	IHT18-N8ANO55-N2S	IHT18-N8ANO55-N2T
IHT18-S5ANC55-N2T	IHT18-N8ANC55-A2S	IHT18-N8ANC55-A2T	IHT18-N8ANC55-N2S	IHT18-N8ANC55-N2T

XECRO reserves the right to make minor changes without prior notification.
XECRO behält sich das Recht auf geringe Änderungen ohne Ankündigung vor.

Inductive Proximity Switch
3-Wire DC
High Temperature Resistant

Induktive Näherungsschalter
3-Leiter DC Hitzebeständig

flush
bündig
M30×1.5 | 10 mm



120 °C · 248 °F

flush
bündig
M30×1.5 | 10 mm

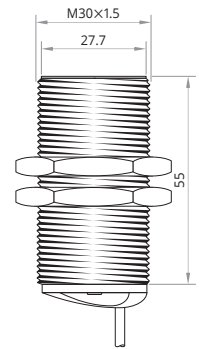
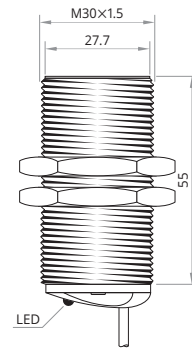
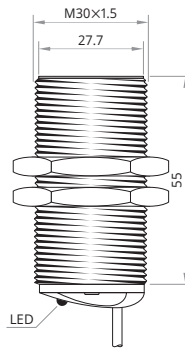


120 °C · 248 °F

flush
bündig
M30×1.5 | 10 mm



120 °C · 248 °F



Sensing distance S_n	Schaltabstand S_n	10 mm	10 mm	10 mm
Operating voltage	Betriebsspannung	10...30 V _{DC}	10...30 V _{DC}	10...30 V _{DC}
Reverse polarity protection	Verpolungsschutz	built-in	integriert	built-in
Current consumption	Stromverbrauch	<8 mA	<8 mA	<8 mA
Current load capability	Ausgangsbelastbarkeit	150 mA	150 mA	150 mA
Short circuit protection	Kurzschlusschutz	built-in	integriert	built-in
Voltage drop	Spannungsabfall	<2 V @ 150 mA	<2 V @ 150 mA	<2 V @ 150 mA
Switching frequency	Schaltfrequenz	200 Hz	200 Hz	200 Hz
Reduction factors	Reduktionsfaktoren	Alu 0.45 · Brs 0.50 · SS 0.85	Alu 0.45 · Brs 0.50 · SS 0.85	Alu 0.45 · Brs 0.50 · SS 0.85
Operating temperature	Betriebstemperatur	-25...+120 °C	-25...+120 °C	-25...+120 °C
Protection class	Schutzklasse	IP 67	IP 67	IP 67
Sensing face material	Sensorflächenwerkstoff	PTFE	PTFE	PTFE
Housing material	Gehäusewerkstoff	SS304	V2A	SS304
Switching indicator	Schaltanzeige	built-in*	integriert*	—
Connection	Anschluss	silicone	Silikon	PTFE
Article code PNP, NO	↘	IHT30-S10APO55-A2S	IHT30-S10APO55-A2T	IHT30-S10APO55-N2S
Article code PNP, NC	↗	IHT30-S10APC55-A2S	IHT30-S10APC55-A2T	IHT30-S10APC55-N2S
Article code NPN, NO	↘	IHT30-S10ANO55-A2S	IHT30-S10ANO55-A2T	IHT30-S10ANO55-N2S
Article code NPN, NC	↗	IHT30-S10ANC55-A2S	IHT30-S10ANC55-A2T	IHT30-S10ANC55-N2S

Mind O=0, I=I≠1, S=5, B=8.

O=0, I=I≠1, S=5, B=8 beachten.

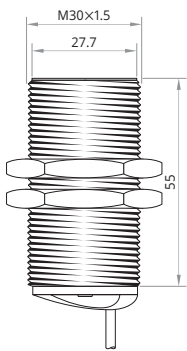
* Only for adjustment. LED can fail when operating at more than 120 °C (248 °F). The LED has no warranty.

* Nur zur Einstellung. Die LED kann bei Betrieb über 120 °C ausfallen. Die LED hat keine Garantie.

flush
bündig
M30×1.5 | 10 mm



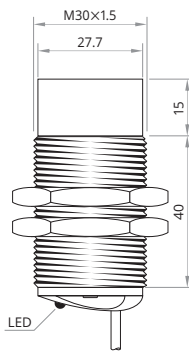
120 °C · 248 °F



non-flush
nicht bündig
M30×1.5 | 15 mm



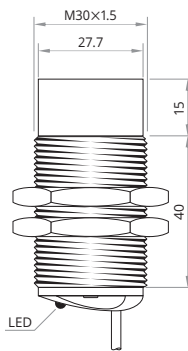
120 °C · 248 °F



non-flush
nicht bündig
M30×1.5 | 15 mm



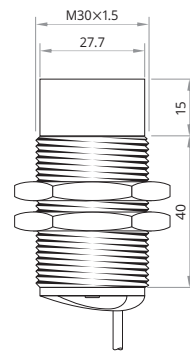
120 °C · 248 °F



non-flush
nicht bündig
M30×1.5 | 15 mm



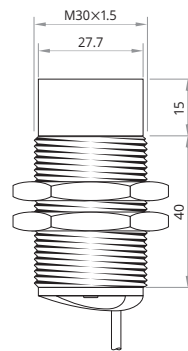
120 °C · 248 °F



non-flush
nicht bündig
M30×1.5 | 15 mm



120 °C · 248 °F



10 mm	15 mm	15 mm	15 mm	15 mm
10...30 V _{DC}	10...30 V _{DC}	10...30 V _{DC}	10...30 V _{DC}	10...30 V _{DC}
built-in integriert	built-in integriert	built-in integriert	built-in integriert	built-in integriert
<8 mA	<8 mA	<8 mA	<8 mA	<8 mA
150 mA	150 mA	150 mA	150 mA	150 mA
built-in integriert	built-in integriert	built-in integriert	built-in integriert	built-in integriert
<2 V @ 150 mA	<2 V @ 150 mA	<2 V @ 150 mA	<2 V @ 150 mA	<2 V @ 150 mA
200 Hz	200 Hz	200 Hz	200 Hz	200 Hz
Alu 0.45 · Brs 0.50 · SS 0.85	Alu 0.45 · Brs 0.50 · SS 0.85	Alu 0.45 · Brs 0.50 · SS 0.85	Alu 0.45 · Brs 0.50 · SS 0.85	Alu 0.45 · Brs 0.50 · SS 0.85
-25...+120 °C	-25...+120 °C	-25...+120 °C	-25...+120 °C	-25...+120 °C
IP 67	IP 67	IP 67	IP 67	IP 67
PTFE	PTFE	PTFE	PTFE	PTFE
SS304 V2A	SS304 V2A	SS304 V2A	SS304 V2A	SS304 V2A
—	built-in* integriert*	built-in* integriert*	—	—
PTFE	silicone Silikon	PTFE	silicone Silikon	PTFE
IHT30-S10APO55-N2T	IHT30-N15APO55-A2S	IHT30-N15APO55-A2T	IHT30-N15APO55-N2S	IHT30-N15APO55-N2T
IHT30-S10APC55-N2T	IHT30-N15APC55-A2S	IHT30-N15APC55-A2T	IHT30-N15APC55-N2S	IHT30-N15APC55-N2T
IHT30-S10ANO55-N2T	IHT30-N15ANO55-A2S	IHT30-N15ANO55-A2T	IHT30-N15ANO55-N2S	IHT30-N15ANO55-N2T
IHT30-S10ANC55-N2T	IHT30-N15ANC55-A2S	IHT30-N15ANC55-A2T	IHT30-N15ANC55-N2S	IHT30-N15ANC55-N2T

XECRO reserves the right to make minor changes without prior notification.
XECRO behält sich das Recht auf geringe Änderungen ohne Ankündigung vor.

Inductive Proximity Switch
3-Wire DC
High Temperature Resistant

Induktive Näherungsschalter
3-Leiter DC Hitzebeständig

flush
bündig
M12×1 | 2 mm



150 °C · 302 °F

flush
bündig
M12×1 | 2 mm

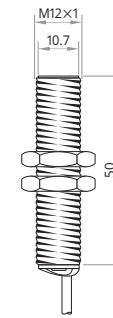
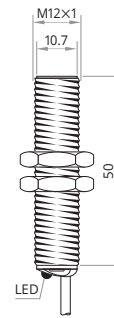
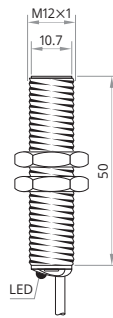


150 °C · 302 °F

flush
bündig
M12×1 | 2 mm



150 °C · 302 °F



Sensing distance S_n	Schaltabstand S_n	2 mm		2 mm		2 mm	
Operating voltage	Betriebsspannung	10...30 V _{DC}		10...30 V _{DC}		10...30 V _{DC}	
Reverse polarity protection	Verpolungsschutz	built-in	integriert	built-in	integriert	built-in	integriert
Current consumption	Stromverbrauch	<8 mA		<8 mA		<8 mA	
Current load capability	Ausgangsbelastbarkeit	120 mA		120 mA		120 mA	
Short circuit protection	Kurzschlusschutz	built-in	integriert	built-in	integriert	built-in	integriert
Voltage drop	Spannungsabfall	<2 V @ 120 mA		<2 V @ 120 mA		<2 V @ 120 mA	
Switching frequency	Schaltfrequenz	800 Hz		800 Hz		800 Hz	
Reduction factors	Reduktionsfaktoren	Alu 0.45 · Brs 0.50 · SS 0.85		Alu 0.45 · Brs 0.50 · SS 0.85		Alu 0.45 · Brs 0.50 · SS 0.85	
Operating temperature	Betriebstemperatur	-25...+150 °C		-25...+150 °C		-25...+150 °C	
Protection class	Schutzklasse	IP 67		IP 67		IP 67	
Sensing face material	Sensorflächenwerkstoff	PTFE		PTFE		PTFE	
Housing material	Gehäusewerkstoff	SS304	V2A	SS304	V2A	SS304	V2A
Switching indicator	Schaltanzeige	built-in*	integriert*	built-in*	integriert*	—	
Connection	Anschluss	silicone	Silikon	PTFE		silicone	Silikon
Article code PNP, NO	↘	IHT12-S2BPO50-A2S		IHT12-S2BPO50-A2T		IHT12-S2BPO50-N2S	
Article code PNP, NC	↗	IHT12-S2BPC50-A2S		IHT12-S2BPC50-A2T		IHT12-S2BPC50-N2S	
Article code NPN, NO	↘	IHT12-S2BNO50-A2S		IHT12-S2BNO50-A2T		IHT12-S2BNO50-N2S	
Article code NPN, NC	↗	IHT12-S2BNC50-A2S		IHT12-S2BNC50-A2T		IHT12-S2BNC50-N2S	

Mind O=0, I=I≠1, S=5, B=8.

O=0, I=I≠1, S=5, B=8 beachten.

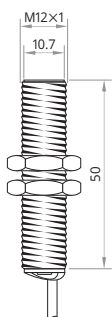
* Only for adjustment. LED can fail when operating at more than 120 °C (248 °F). The LED has no warranty.

* Nur zur Einstellung. Die LED kann bei Betrieb über 120 °C ausfallen. Die LED hat keine Garantie.

flush
bündig
M12×1 | 2 mm



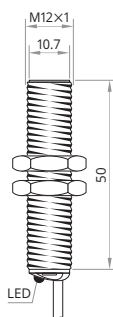
150 °C · 302 °F



flush
bündig
M12×1 | 4 mm



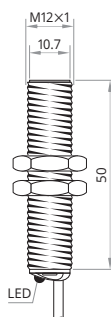
150 °C · 302 °F



flush
bündig
M12×1 | 4 mm



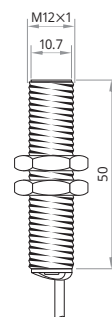
150 °C · 302 °F



flush
bündig
M12×1 | 4 mm



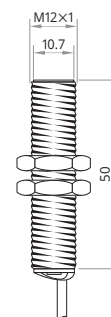
150 °C · 302 °F



flush
bündig
M12×1 | 4 mm



150 °C · 302 °F



2 mm		4 mm		4 mm		4 mm		4 mm	
10...30 V _{DC}		10...30 V _{DC}		10...30 V _{DC}		10...30 V _{DC}		10...30 V _{DC}	
built-in	integriert	built-in	integriert	built-in	integriert	built-in	integriert	built-in	integriert
<8 mA		<8 mA		<8 mA		<8 mA		<8 mA	
120 mA		120 mA		120 mA		120 mA		120 mA	
built-in	integriert	built-in	integriert	built-in	integriert	built-in	integriert	built-in	integriert
<2 V @ 120 mA		<2 V @ 120 mA		<2 V @ 120 mA		<2 V @ 120 mA		<2 V @ 120 mA	
800 Hz		500 Hz		500 Hz		500 Hz		500 Hz	
Alu 0.45 · Brs 0.50 · SS 0.85		Alu 0.45 · Brs 0.50 · SS 0.85		Alu 0.45 · Brs 0.50 · SS 0.85		Alu 0.45 · Brs 0.50 · SS 0.85		Alu 0.45 · Brs 0.50 · SS 0.85	
-25...+150 °C		-25...+150 °C		-25...+150 °C		-25...+150 °C		-25...+150 °C	
IP 67		IP 67		IP 67		IP 67		IP 67	
PTFE		PTFE		PTFE		PTFE		PTFE	
SS304	V2A	SS304	V2A	SS304	V2A	SS304	V2A	SS304	V2A
—		built-in*	integriert*	built-in*	integriert*	—		—	
PTFE		silicone	Silikon	PTFE		silicone	Silikon	PTFE	
IHT12-S2BPO50-N2T		IHT12-S4BPO50-A2S		IHT12-S4BPO50-A2T		IHT12-S4BPO50-N2S		IHT12-S4BPO50-N2T	
IHT12-S2BPC50-N2T		IHT12-S4BPC50-A2S		IHT12-S4BPC50-A2T		IHT12-S4BPC50-N2S		IHT12-S4BPC50-N2T	
IHT12-S2BNO50-N2T		IHT12-S4BNO50-A2S		IHT12-S4BNO50-A2T		IHT12-S4BNO50-N2S		IHT12-S4BNO50-N2T	
IHT12-S2BNC50-N2T		IHT12-S4BNC50-A2S		IHT12-S4BNC50-A2T		IHT12-S4BNC50-N2S		IHT12-S4BNC50-N2T	

XECRO reserves the right to make minor changes without prior notification.
XECRO behält sich das Recht auf geringe Änderungen ohne Ankündigung vor.

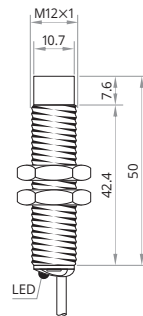
Inductive Proximity Switch
3-Wire DC
High Temperature Resistant

Induktive Näherungsschalter
3-Leiter DC Hitzebeständig

non-flush
nicht bündig
M12x1 | 4 mm



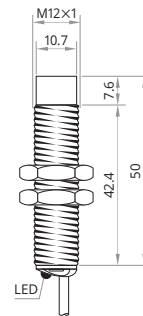
150 °C · 302 °F



non-flush
nicht bündig
M12x1 | 4 mm



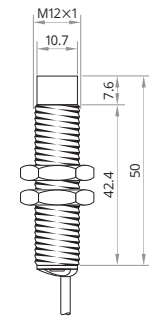
150 °C · 302 °F



non-flush
nicht bündig
M12x1 | 4 mm



150 °C · 302 °F



Sensing distance S_n	Schaltabstand S_n	4 mm		4 mm		4 mm	
Operating voltage	Betriebsspannung	10...30 V _{DC}		10...30 V _{DC}		10...30 V _{DC}	
Reverse polarity protection	Verpolungsschutz	built-in	integriert	built-in	integriert	built-in	integriert
Current consumption	Stromverbrauch	<8 mA		<8 mA		<8 mA	
Current load capability	Ausgangsbelastbarkeit	120 mA		120 mA		120 mA	
Short circuit protection	Kurzschlusschutz	built-in	integriert	built-in	integriert	built-in	integriert
Voltage drop	Spannungsabfall	<2 V @ 120 mA		<2 V @ 120 mA		<2 V @ 120 mA	
Switching frequency	Schaltfrequenz	500 Hz		500 Hz		500 Hz	
Reduction factors	Reduktionsfaktoren	Alu 0.45 · Brs 0.50 · SS 0.85		Alu 0.45 · Brs 0.50 · SS 0.85		Alu 0.45 · Brs 0.50 · SS 0.85	
Operating temperature	Betriebstemperatur	-25...+150 °C		-25...+150 °C		-25...+150 °C	
Protection class	Schutzklasse	IP 67		IP 67		IP 67	
Sensing face material	Sensorflächenwerkstoff	PTFE		PTFE		PTFE	
Housing material	Gehäusewerkstoff	SS304	V2A	SS304	V2A	SS304	V2A
Switching indicator	Schaltanzeige	built-in*	integriert*	built-in*	integriert*	—	
Connection	Anschluss	silicone	Silikon	PTFE		silicone	Silikon
Article code PNP, NO	↘	IHT12-N4BPO50-A2S		IHT12-N4BPO50-A2T		IHT12-N4BPO50-N2S	
Article code PNP, NC	↗	IHT12-N4BPC50-A2S		IHT12-N4BPC50-A2T		IHT12-N4BPC50-N2S	
Article code NPN, NO	↘	IHT12-N4BNO50-A2S		IHT12-N4BNO50-A2T		IHT12-N4BNO50-N2S	
Article code NPN, NC	↗	IHT12-N4BNC50-A2S		IHT12-N4BNC50-A2T		IHT12-N4BNC50-N2S	

Mind O=0, I=I≠1, S=5, B=8.

O=0, I=I≠1, S=5, B=8 beachten.

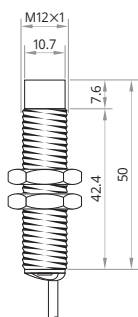
* Only for adjustment. LED can fail when operating at more than 120 °C (248 °F). The LED has no warranty.

* Nur zur Einstellung. Die LED kann bei Betrieb über 120 °C ausfallen. Die LED hat keine Garantie.

non-flush
nicht bündig
M12×1 | 4 mm



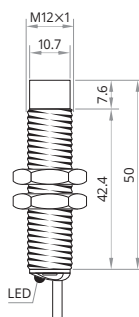
150 °C · 302 °F



non-flush
nicht bündig
M12×1 | 8 mm



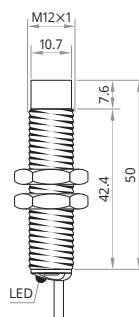
150 °C · 302 °F



non-flush
nicht bündig
M12×1 | 8 mm



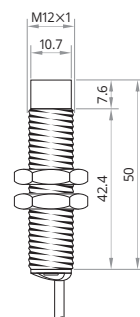
150 °C · 302 °F



non-flush
nicht bündig
M12×1 | 8 mm



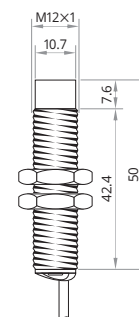
150 °C · 302 °F



non-flush
nicht bündig
M12×1 | 8 mm



150 °C · 302 °F



4 mm	8 mm	8 mm	8 mm	8 mm
10...30 V _{DC}	10...30 V _{DC}	10...30 V _{DC}	10...30 V _{DC}	10...30 V _{DC}
built-in integriert	built-in integriert	built-in integriert	built-in integriert	built-in integriert
<8 mA	<8 mA	<8 mA	<8 mA	<8 mA
120 mA	120 mA	120 mA	120 mA	120 mA
built-in integriert	built-in integriert	built-in integriert	built-in integriert	built-in integriert
<2 V @ 120 mA	<2 V @ 120 mA	<2 V @ 120 mA	<2 V @ 120 mA	<2 V @ 120 mA
500 Hz	300 Hz	300 Hz	300 Hz	300 Hz
Alu 0.45 · Brs 0.50 · SS 0.85	Alu 0.45 · Brs 0.50 · SS 0.85	Alu 0.45 · Brs 0.50 · SS 0.85	Alu 0.45 · Brs 0.50 · SS 0.85	Alu 0.45 · Brs 0.50 · SS 0.85
-25...+150 °C	-25...+150 °C	-25...+150 °C	-25...+150 °C	-25...+150 °C
IP 67	IP 67	IP 67	IP 67	IP 67
PTFE	PTFE	PTFE	PTFE	PTFE
SS304 V2A	SS304 V2A	SS304 V2A	SS304 V2A	SS304 V2A
—	built-in* integriert*	built-in* integriert*	—	—
PTFE	silicone Silikon	PTFE	silicone Silikon	PTFE
IHT12-N4BPO50-N2T	IHT12-N8BPO50-A2S	IHT12-N8BPO50-A2T	IHT12-N8BPO50-N2S	IHT12-N8BPO50-N2T
IHT12-N4BPC50-N2T	IHT12-N8BPC50-A2S	IHT12-N8BPC50-A2T	IHT12-N8BPC50-N2S	IHT12-N8BPC50-N2T
IHT12-N4BNO50-N2T	IHT12-N8BNO50-A2S	IHT12-N8BNO50-A2T	IHT12-N8BNO50-N2S	IHT12-N8BNO50-N2T
IHT12-N4BNC50-N2T	IHT12-N8BNC50-A2S	IHT12-N8BNC50-A2T	IHT12-N8BNC50-N2S	IHT12-N8BNC50-N2T

XECRO reserves the right to make minor changes without prior notification.
XECRO behält sich das Recht auf geringe Änderungen ohne Ankündigung vor.

Inductive Proximity Switch
3-Wire DC
High Temperature Resistant

Induktive Näherungsschalter
3-Leiter DC Hitzebeständig

flush
bündig
M18×1 | 8 mm



150 °C · 302 °F

flush
bündig
M18×1 | 5 mm

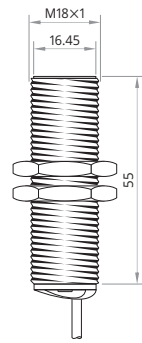
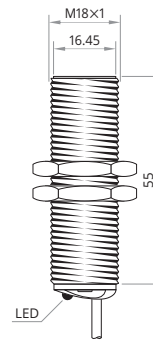
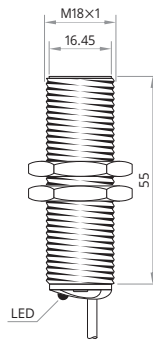


150 °C · 302 °F

flush
bündig
M18×1 | 8 mm



150 °C · 302 °F



Sensing distance S_n	Schaltabstand S_n	8 mm		5 mm		8 mm	
Operating voltage	Betriebsspannung	10...30 V _{DC}		10...30 V _{DC}		10...30 V _{DC}	
Reverse polarity protection	Verpolungsschutz	built-in	integriert	built-in	integriert	built-in	integriert
Current consumption	Stromverbrauch	<8 mA		<8 mA		<8 mA	
Current load capability	Ausgangsbelastbarkeit	150 mA		150 mA		150 mA	
Short circuit protection	Kurzschlusschutz	built-in	integriert	built-in	integriert	built-in	integriert
Voltage drop	Spannungsabfall	<2 V @ 150 mA		<2 V @ 150 mA		<2 V @ 150 mA	
Switching frequency	Schaltfrequenz	500 Hz		500 Hz		500 Hz	
Reduction factors	Reduktionsfaktoren	Alu 0.45 · Brs 0.50 · SS 0.85		Alu 0.45 · Brs 0.50 · SS 0.85		Alu 0.45 · Brs 0.50 · SS 0.85	
Operating temperature	Betriebstemperatur	-25...+150 °C		-25...+150 °C		-25...+150 °C	
Protection class	Schutzklasse	IP 67		IP 67		IP 67	
Sensing face material	Sensorflächenwerkstoff	PTFE		PTFE		PTFE	
Housing material	Gehäusewerkstoff	SS304	V2A	SS304	V2A	SS304	V2A
Switching indicator	Schaltanzeige	built-in*	integriert*	built-in*	integriert*	—	
Connection	Anschluss	silicone	Silikon	PTFE		silicone	Silikon
Article code PNP, NO	↘	IHT18-S5BPO55-A2S		IHT18-S5BPO55-A2T		IHT18-S5BPO55-N2S	
Article code PNP, NC	↗	IHT18-S5BPC55-A2S		IHT18-S5BPC55-A2T		IHT18-S5BPC55-N2S	
Article code NPN, NO	↘	IHT18-S5BNO55-A2S		IHT18-S5BNO55-A2T		IHT18-S5BNO55-N2S	
Article code NPN, NC	↗	IHT18-S5BNC55-A2S		IHT18-S5BNC55-A2T		IHT18-S5BNC55-N2S	

Mind O=0, I=I≠1, S=5, B=8.

O=0, I=I≠1, S=5, B=8 beachten.

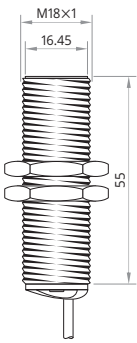
* Only for adjustment. LED can fail when operating at more than 120 °C (248 °F). The LED has no warranty.

* Nur zur Einstellung. Die LED kann bei Betrieb über 120 °C ausfallen. Die LED hat keine Garantie.

flush
bündig
M18×1 | 5 mm



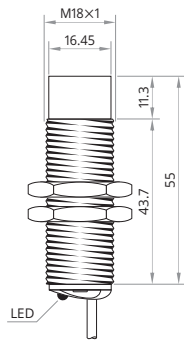
150 °C · 302 °F



non-flush
nicht bündig
M18×1 | 8 mm



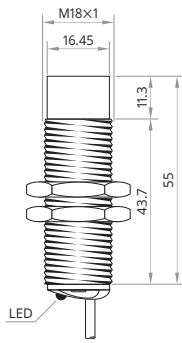
150 °C · 302 °F



non-flush
nicht bündig
M18×1 | 8 mm



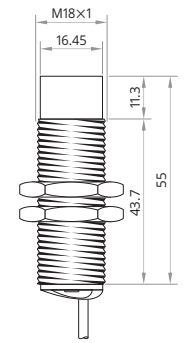
150 °C · 302 °F



non-flush
nicht bündig
M18×1 | 8 mm



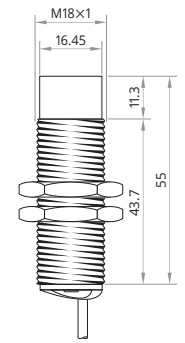
150 °C · 302 °F



non-flush
nicht bündig
M18×1 | 8 mm



150 °C · 302 °F



5 mm		8 mm		8 mm		8 mm		8 mm	
10...30 V _{DC}		10...30 V _{DC}		10...30 V _{DC}		10...30 V _{DC}		10...30 V _{DC}	
built-in	integriert	built-in	integriert	built-in	integriert	built-in	integriert	built-in	integriert
<8 mA		<8 mA		<8 mA		<8 mA		<8 mA	
150 mA		150 mA		150 mA		150 mA		150 mA	
built-in	integriert	built-in	integriert	built-in	integriert	built-in	integriert	built-in	integriert
<2 V @ 150 mA		<2 V @ 150 mA		<2 V @ 150 mA		<2 V @ 150 mA		<2 V @ 150 mA	
500 Hz		500 Hz		500 Hz		500 Hz		500 Hz	
Alu 0.45 · Brs 0.50 · SS 0.85		Alu 0.45 · Brs 0.50 · SS 0.85		Alu 0.45 · Brs 0.50 · SS 0.85		Alu 0.45 · Brs 0.50 · SS 0.85		Alu 0.45 · Brs 0.50 · SS 0.85	
-25...+150 °C		-25...+150 °C		-25...+150 °C		-25...+150 °C		-25...+150 °C	
IP 67		IP 67		IP 67		IP 67		IP 67	
PTFE		PTFE		PTFE		PTFE		PTFE	
SS304	V2A	SS304	V2A	SS304	V2A	SS304	V2A	SS304	V2A
—		built-in*	integriert*	built-in*	integriert*	—		—	
PTFE		silicone	Silikon	PTFE		silicone	Silikon	PTFE	
IHT18-S5BPO55-N2T		IHT18-N8BPO55-A2S		IHT18-N8BPO55-A2T		IHT18-N8BPO55-N2S		IHT18-N8BPO55-N2T	
IHT18-S5BPC55-N2T		IHT18-N8BPC55-A2S		IHT18-N8BPC55-A2T		IHT18-N8BPC55-N2S		IHT18-N8BPC55-N2T	
IHT18-S5BNO55-N2T		IHT18-N8BNO55-A2S		IHT18-N8BNO55-A2T		IHT18-N8BNO55-N2S		IHT18-N8BNO55-N2T	
IHT18-S5BNC55-N2T		IHT18-N8BNC55-A2S		IHT18-N8BNC55-A2T		IHT18-N8BNC55-N2S		IHT18-N8BNC55-N2T	

XECRO reserves the right to make minor changes without prior notification.
XECRO behält sich das Recht auf geringe Änderungen ohne Ankündigung vor.

Inductive Proximity Switch
3-Wire DC
High Temperature Resistant

Induktive Näherungsschalter
3-Leiter DC Hitzebeständig

flush
bündig
M30×1.5 | 10 mm



150 °C · 302 °F

flush
bündig
M30×1.5 | 10 mm

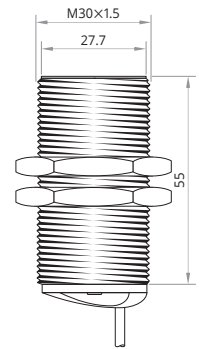
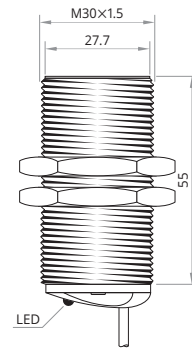
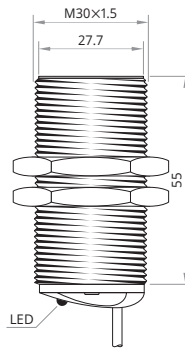


150 °C · 302 °F

flush
bündig
M30×1.5 | 10 mm



150 °C · 302 °F



Sensing distance S_n	Schaltabstand S_n	10 mm	10 mm	10 mm
Operating voltage	Betriebsspannung	10...30 V _{DC}	10...30 V _{DC}	10...30 V _{DC}
Reverse polarity protection	Verpolungsschutz	built-in	integriert	built-in
Current consumption	Stromverbrauch	<8 mA	<8 mA	<8 mA
Current load capability	Ausgangsbelastbarkeit	150 mA	150 mA	150 mA
Short circuit protection	Kurzschlusschutz	built-in	integriert	built-in
Voltage drop	Spannungsabfall	<2 V @ 150 mA	<2 V @ 150 mA	<2 V @ 150 mA
Switching frequency	Schaltfrequenz	500 Hz	200 Hz	500 Hz
Reduction factors	Reduktionsfaktoren	Alu 0.45 · Brs 0.50 · SS 0.85	Alu 0.45 · Brs 0.50 · SS 0.85	Alu 0.45 · Brs 0.50 · SS 0.85
Operating temperature	Betriebstemperatur	-25...+150 °C	-25...+150 °C	-25...+150 °C
Protection class	Schutzklasse	IP 67	IP 67	IP 67
Sensing face material	Sensorflächenwerkstoff	PTFE	PTFE	PTFE
Housing material	Gehäusewerkstoff	SS304	V2A	SS304
Switching indicator	Schaltanzeige	built-in*	integriert*	—
Connection	Anschluss	silicone	Silikon	PTFE
Article code PNP, NO	↘	IHT30-S10BPO55-A2S	IHT30-S10BPO55-A2T	IHT30-S10BPO55-N2S
Article code PNP, NC	↗	IHT30-S10BPC55-A2S	IHT30-S10BPC55-A2T	IHT30-S10BPC55-N2S
Article code NPN, NO	↘	IHT30-S10BNO55-A2S	IHT30-S10BNO55-A2T	IHT30-S10BNO55-N2S
Article code NPN, NC	↗	IHT30-S10BNC55-A2S	IHT30-S10BNC55-A2T	IHT30-S10BNC55-N2S

Mind O=0, I=I≠1, S=5, B=8.

O=0, I=I≠1, S=5, B=8 beachten.

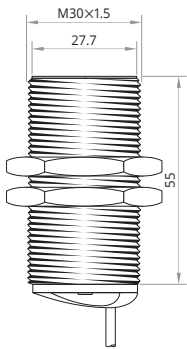
* Only for adjustment. LED can fail when operating at more than 120 °C (248 °F). The LED has no warranty.

* Nur zur Einstellung. Die LED kann bei Betrieb über 120 °C ausfallen. Die LED hat keine Garantie.

flush
bündig
M30×1.5 | 10 mm



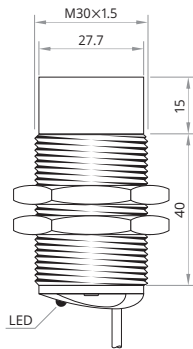
150 °C · 302 °F



non-flush
nicht bündig
M30×1.5 | 15 mm



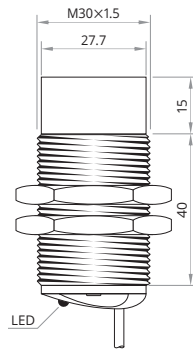
150 °C · 302 °F



non-flush
nicht bündig
M30×1.5 | 15 mm



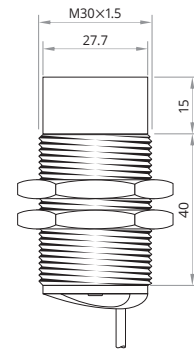
150 °C · 302 °F



non-flush
nicht bündig
M30×1.5 | 15 mm



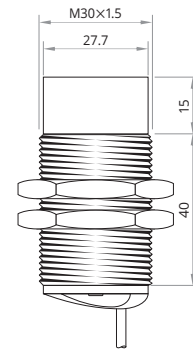
150 °C · 302 °F



non-flush
nicht bündig
M30×1.5 | 15 mm



150 °C · 302 °F



10 mm	15 mm	15 mm	15 mm	15 mm
10...30 V _{DC}	10...30 V _{DC}	10...30 V _{DC}	10...30 V _{DC}	10...30 V _{DC}
built-in integriert	built-in integriert	built-in integriert	built-in integriert	built-in integriert
<8 mA	<8 mA	<8 mA	<8 mA	<8 mA
150 mA	150 mA	150 mA	150 mA	150 mA
built-in integriert	built-in integriert	built-in integriert	built-in integriert	built-in integriert
<2 V @ 150 mA	<2 V @ 150 mA	<2 V @ 150 mA	<2 V @ 150 mA	<2 V @ 150 mA
200 Hz	200 Hz	200 Hz	200 Hz	200 Hz
Alu 0.45 · Brs 0.50 · SS 0.85	Alu 0.45 · Brs 0.50 · SS 0.85	Alu 0.45 · Brs 0.50 · SS 0.85	Alu 0.45 · Brs 0.50 · SS 0.85	Alu 0.45 · Brs 0.50 · SS 0.85
-25...+150 °C	-25...+150 °C	-25...+150 °C	-25...+150 °C	-25...+150 °C
IP 67	IP 67	IP 67	IP 67	IP 67
PTFE	PTFE	PTFE	PTFE	PTFE
SS304 V2A	SS304 V2A	SS304 V2A	SS304 V2A	SS304 V2A
—	built-in* integriert*	built-in* integriert*	—	—
PTFE	silicone Silikon	PTFE	silicone Silikon	PTFE
IHT30-S10BPO55-N2T	IHT30-N15BPO55-A2S	IHT30-N15BPO55-A2T	IHT30-N15BPO55-N2S	IHT30-N15BPO55-N2T
IHT30-S10BPC55-N2T	IHT30-N15BPC55-A2S	IHT30-N15BPC55-A2T	IHT30-N15BPC55-N2S	IHT30-N15BPC55-N2T
IHT30-S10BNO55-N2T	IHT30-N15BNO55-A2S	IHT30-N15BNO55-A2T	IHT30-N15BNO55-N2S	IHT30-N15BNO55-N2T
IHT30-S10BNC55-N2T	IHT30-N15BNC55-A2S	IHT30-N15BNC55-A2T	IHT30-N15BNC55-N2S	IHT30-N15BNC55-N2T

XECRO reserves the right to make minor changes without prior notification.
XECRO behält sich das Recht auf geringe Änderungen ohne Ankündigung vor.

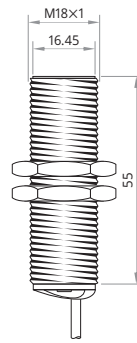
Inductive Proximity Switch
3-Wire DC
High Temperature Resistant

Induktive Näherungsschalter
3-Leiter DC Hitzebeständig

flush
bündig
M18×1 | 5 mm



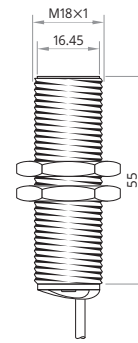
180 °C · 356 °F



flush
bündig
M18×1 | 5 mm



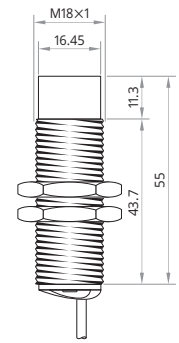
180 °C · 356 °F



non-flush
nicht bündig
M18×1 | 8 mm



180 °C · 356 °F



Sensing distance S_n	Schaltabstand S_n	5 mm		5 mm		8 mm	
Operating voltage	Betriebsspannung	10...30 V _{DC}		10...30 V _{DC}		10...30 V _{DC}	
Reverse polarity protection	Verpolungsschutz	built-in	integriert	built-in	integriert	built-in	integriert
Current consumption	Stromverbrauch	<8 mA		<8 mA		<8 mA	
Current load capability	Ausgangsbelastbarkeit	150 mA		150 mA		150 mA	
Short circuit protection	Kurzschlusschutz	built-in	integriert	built-in	integriert	built-in	integriert
Voltage drop	Spannungsabfall	<2 V @ 150 mA		<2 V @ 150 mA		<2 V @ 150 mA	
Switching frequency	Schaltfrequenz	500 Hz		500 Hz		500 Hz	
Reduction factors	Reduktionsfaktoren	Alu 0.45 · Brs 0.50 · SS 0.85		Alu 0.45 · Brs 0.50 · SS 0.85		Alu 0.45 · Brs 0.50 · SS 0.85	
Operating temperature	Betriebstemperatur	-25...+180 °C		-25...+180 °C		-25...+180 °C	
Protection class	Schutzklasse	IP 67		IP 67		IP 67	
Sensing face material	Sensorflächenwerkstoff	PTFE		PTFE		PTFE	
Housing material	Gehäusewerkstoff	SS304	V2A	SS304	V2A	SS304	V2A
Switching indicator	Schaltanzeige	on request	auf Anfrage	on request	auf Anfrage	on request	auf Anfrage
Connection	Anschluss	silicone	Silikon	PTFE		silicone	Silikon
Article code PNP, NO	↘	IHT18-S5CPO55-N2S		IHT18-S5CPO55-N2T		IHT18-N8CPO55-N2S	
Article code PNP, NC	↗	IHT18-S5CPC55-N2S		IHT18-S5CPC55-N2T		IHT18-N8CPC55-N2S	
Article code NPN, NO	↘	IHT18-S5CNO55-N2S		IHT18-S5CNO55-N2T		IHT18-N8CNO55-N2S	
Article code NPN, NC	↗	IHT18-S5CNC55-N2S		IHT18-S5CNC55-N2T		IHT18-N8CNC55-N2S	

Mind O=0, I≠I=1, S=5, B=8.

O=0, I≠I=1, S=5, B=8 beachten.

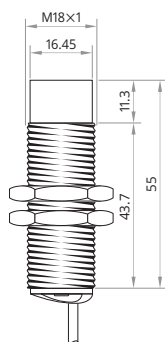
* Only for adjustment. LED can fail when operating at more than 120 °C (248 °F). The LED has no warranty.

* Nur zur Einstellung. Die LED kann bei Betrieb über 120 °C ausfallen. Die LED hat keine Garantie.

non-flush
nicht bündig
M18×1 | 8 mm



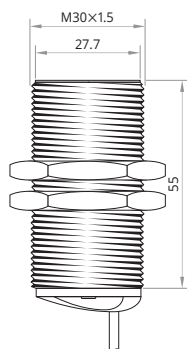
180 °C · 356 °F



flush
bündig
M30×1.5 | 10 mm



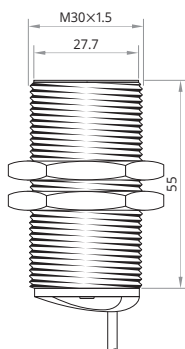
180 °C · 356 °F



flush
bündig
M30×1.5 | 10 mm



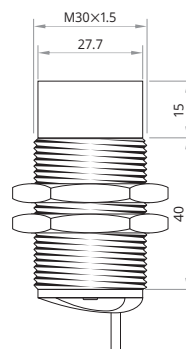
180 °C · 356 °F



non-flush
nicht bündig
M30×1.5 | 15 mm



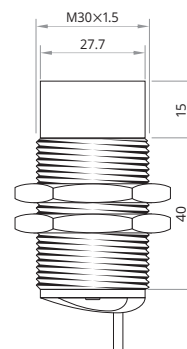
180 °C · 356 °F



non-flush
nicht bündig
M30×1.5 | 15 mm



180 °C · 356 °F



8 mm		10 mm		10 mm		15 mm		15 mm	
10...30 V _{DC}		10...30 V _{DC}		10...30 V _{DC}		10...30 V _{DC}		10...30 V _{DC}	
built-in	integriert	built-in	integriert	built-in	integriert	built-in	integriert	built-in	integriert
<8 mA		<8 mA		<8 mA		<8 mA		<8 mA	
150 mA		150 mA		150 mA		150 mA		150 mA	
built-in	integriert	built-in	integriert	built-in	integriert	built-in	integriert	built-in	integriert
<2 V @ 150 mA		<2 V @ 150 mA		<2 V @ 150 mA		<2 V @ 150 mA		<2 V @ 150 mA	
500 Hz		200 Hz		200 Hz		200 Hz		200 Hz	
Alu 0.45 · Brs 0.50 · SS 0.85		Alu 0.45 · Brs 0.50 · SS 0.85		Alu 0.45 · Brs 0.50 · SS 0.85		Alu 0.45 · Brs 0.50 · SS 0.85		Alu 0.45 · Brs 0.50 · SS 0.85	
-25...+180 °C		-25...+180 °C		-25...+180 °C		-25...+180 °C		-25...+180 °C	
IP 67		IP 67		IP 67		IP 67		IP 67	
PTFE		PTFE		PTFE		PTFE		PTFE	
SS304	V2A	SS304	V2A	SS304	V2A	SS304	V2A	SS304	V2A
on request	auf Anfrage	on request	auf Anfrage	on request	auf Anfrage	on request	auf Anfrage	on request	auf Anfrage
PTFE		silicone Silikon		PTFE		silicone Silikon		PTFE	
IHT18-N8CPO55-N2T		IHT30-S10CPO55-N2S		IHT30-S10CPO55-N2T		IHT30-N15CPO55-N2S		IHT30-N15CPO55-N2T	
IHT18-N8CPC55-N2T		IHT30-S10CPC55-N2S		IHT30-S10CPC55-N2T		IHT30-N15CPC55-N2S		IHT30-N15CPC55-N2T	
IHT18-N8CNO55-N2T		IHT30-S10CNO55-N2S		IHT30-S10CNO55-N2T		IHT30-N15CNO55-N2S		IHT30-N15CNO55-N2T	
IHT18-N8CNC55-N2T		IHT30-S10CNC55-N2S		IHT30-S10CNC55-N2T		IHT30-N15CNC55-N2S		IHT30-N15CNC55-N2T	

XECRO reserves the right to make minor changes without prior notification.
XECRO behält sich das Recht auf geringe Änderungen ohne Ankündigung vor.

Variants:

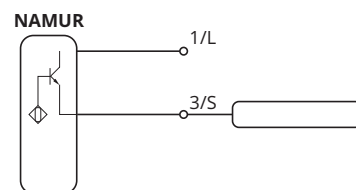
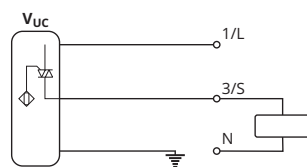
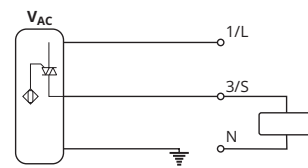
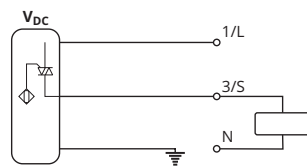
- ▶ 2-wire DC 10...55 V_{DC}
- ▶ 2-wire AC 20...250 V_{AC}
- ▶ 2-wire UC 24...255 V_{UC}
- ▶ 2-wire NAMUR Intrinsically Safe 6...12 V_{DC}

Varianten:

- ▶ 2-Leiter DC 10...55 V_{DC}
- ▶ 2-Leiter AC 20...250 V_{AC}
- ▶ 2-Leiter Allstrom 24...255 V_{AC} | V_{DC}
- ▶ 2-Leiter NAMUR 6...12 V_{DC}

Data sheets are available on <http://xecro.com>.

Datenblätter sind auf <http://xecro.com> verfügbar.



All devices of this section may not be used if the safety of persons rely on their faultless function!

Alle Geräte dieses Abschnittes dürfen nicht verwendet werden, wenn die Sicherheit von Personen von deren fehlerlosen Funktion abhängt!



Inductive Sensors 2-Wire DC · AC · UC · NAMUR

For installations which benefit from a sensor with a 2-wire connection, for example in order to replace mechanical limit switches in a simplified or existing wiring, XECRO offers sensing distances of the Standard and Extended Class up to 30 mm for AC, DC, UC, and NAMUR.

2-Wire Series sensors according to the NAMUR specification (DIN 19234) are available in any common diameter as well as in most space saving housing lengths.

Für Installationen, bei denen sich Sensoren mit 2-Leiter-Anschluss lohnen, zum Beispiel um mechanische Endschalter bei vereinfachter oder vorhandener Verkabelung zu ersetzen, bietet XECRO Schaltabstände in den Klassen Standard und Erweitert bis zu 30 mm für Gleichstrom, Wechselstrom, Allstrom und NAMUR.

Sensoren der 2-Leiter-Baureihen gemäß der NAMUR-Spezifikation (DIN 19234) gibt es in jedem gängigen Durchmesser und auch in sehr platzsparenden Gehäuselängen.

Inductive Proximity Switch 2-Wire Direct Current

Induktive Näherungsschalter 2-Leiter Gleichstrom

flush
bündig
M8×1 | 1 mm




flush
bündig
M8×1 | 1 mm



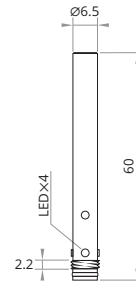
flush
bündig
M8×1 | 1 mm



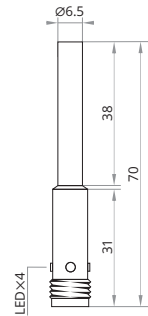
standard
Standard



standard
Standard



standard
Standard



Sensing distance S_n	Schaltabstand S_n	1 mm	1 mm	1 mm
Operating voltage	Betriebsspannung	10...55 V _{DC}	10...55 V _{DC}	10...55 V _{DC}
Reverse polarity protection	Verpolungsschutz	built-in integriert	built-in integriert	built-in integriert
Current consumption	Stromverbrauch	<8 mA	<8 mA	<8 mA
Current load capability	Ausgangsbelastbarkeit	200 mA	200 mA	200 mA
Short circuit protection	Kurzschlusschutz	built-in integriert	built-in integriert	built-in integriert
Voltage drop	Spannungsabfall	<1.5 V @ 200 mA	<1.5 V @ 200 mA	<1.5 V @ 200 mA
Switching frequency	Schaltfrequenz	2000 Hz	2000 Hz	2000 Hz
Reduction factors	Reduktionsfaktoren	Alu 0.45 · Brs 0.50 · SS 0.85	Alu 0.45 · Brs 0.50 · SS 0.85	Alu 0.45 · Brs 0.50 · SS 0.85
Operating temperature	Betriebstemperatur	-25...+75 °C	-25...+75 °C	-25...+75 °C
Protection class	Schutzklasse	IP67	IP67	IP67
Sensing face material	Sensorflächenwerkstoff	POM	POM	POM
Housing material	Gehäusewerkstoff	SS304 V2A	SS304 V2A	SS304 V2A
Switching indicator	Schaltanzeige	built-in integriert	built-in integriert	built-in integriert
Connection	Anschluss	PVC, ultra-flex	conn. M8 Stecker M8	conn. M12 Stecker M12
Article code NO	└┘	IPSD6-S1DO45-A2P*	IPSD6-S1DO60-A8*	IPSD6-S1DO70-A12*
Article code NC	└┘	IPSD6-S1DC45-A2P*	IPSD6-S1DC60-A8*	IPSD6-S1DC70-A12*

non-flush
nicht bündig
M8x1 | 2 mm



non-flush
nicht bündig
M8x1 | 2 mm



non-flush
nicht bündig
M8x1 | 2 mm



flush
bündig
M8x1 | 2 mm



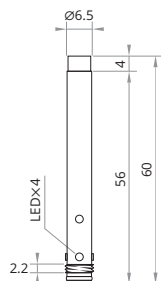
flush
bündig
M8x1 | 2 mm



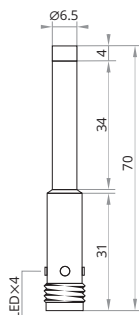
standard
Standard



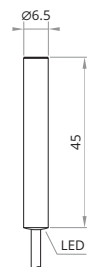
standard
Standard



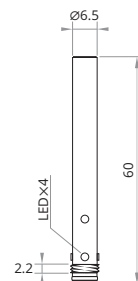
standard
Standard



increased
erhöht



increased
erhöht



2 mm		2 mm		2 mm		2 mm		2 mm	
10...55 V _{DC}		10...55 V _{DC}		10...55 V _{DC}		10...55 V _{DC}		10...55 V _{DC}	
built-in	integriert	built-in	integriert	built-in	integriert	built-in	integriert	built-in	integriert
<8 mA		<8 mA		<8 mA		<8 mA		<8 mA	
200 mA		200 mA		200 mA		200 mA		200 mA	
built-in	integriert	built-in	integriert	built-in	integriert	built-in	integriert	built-in	integriert
<1.5 V @ 200 mA		<1.5 V @ 200 mA		<1.5 V @ 200 mA		<1.5 V @ 200 mA		<1.5 V @ 200 mA	
2000 Hz		2000 Hz		2000 Hz		2000 Hz		2000 Hz	
Alu 0.45 · Brs 0.50 · SS 0.85		Alu 0.45 · Brs 0.50 · SS 0.85		Alu 0.45 · Brs 0.50 · SS 0.85		Alu 0.45 · Brs 0.50 · SS 0.85		Alu 0.45 · Brs 0.50 · SS 0.85	
-25...+75 °C		-25...+75 °C		-25...+75 °C		-25...+75 °C		-25...+75 °C	
IP67		IP67		IP67		IP67		IP67	
POM		POM		POM		POM		POM	
SS304	V2A	SS304	V2A	SS304	V2A	SS304	V2A	SS304	V2A
built-in	integriert	built-in	integriert	built-in	integriert	built-in	integriert	built-in	integriert
PVC, ultra-flex		conn. M8	Stecker M8	conn. M12	Stecker M12	PVC, ultra-flex		conn. M8	Stecker M8
IPSD6-N2DO45-A2P*		IPSD6-N2DO60-A8*		IPSD6-N2DO70-A12*		IPSD6-S2DO45-A2P		IPSD6-S2DO60-A8	
IPSD6-N2DC45-A2P*		IPSD6-N2DC60-A8*		IPSD6-N2DC70-A12*		IPSD6-S2DC45-A2P		IPSD6-S2DC60-A8	

Inductive Proximity Switch 2-Wire Direct Current

Induktive Näherungsschalter 2-Leiter Gleichstrom

flush
bündig
M8×1 | 2 mm



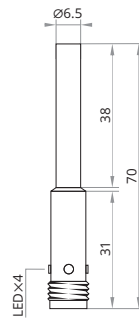
non-flush
nicht bündig
M8×1 | 4 mm



non-flush
nicht bündig
M8×1 | 4 mm



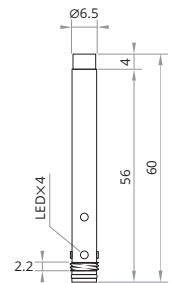
increased
erhöht



increased
erhöht



increased
erhöht



Sensing distance S_n	Schaltabstand S_n	2 mm		4 mm		4 mm	
Operating voltage	Betriebsspannung	10...55 V _{DC}		10...55 V _{DC}		10...55 V _{DC}	
Reverse polarity protection	Verpolungsschutz	built-in	integriert	built-in	integriert	built-in	integriert
Current consumption	Stromverbrauch	<8 mA		<8 mA		<8 mA	
Current load capability	Ausgangsbelaastbarkeit	200 mA		200 mA		200 mA	
Short circuit protection	Kurzschlusschutz	built-in	integriert	built-in	integriert	built-in	integriert
Voltage drop	Spannungsabfall	<1.5 V @ 200 mA		<1.5 V @ 200 mA		<1.5 V @ 200 mA	
Switching frequency	Schaltfrequenz	2000 Hz		2000 Hz		2000 Hz	
Reduction factors	Reduktionsfaktoren	Alu 0.45 · Brs 0.50 · SS 0.85		Alu 0.45 · Brs 0.50 · SS 0.85		Alu 0.45 · Brs 0.50 · SS 0.85	
Operating temperature	Betriebstemperatur	-25...+75 °C		-25...+75 °C		-25...+75 °C	
Protection class	Schutzklasse	IP67		IP67		IP67	
Sensing face material	Sensorflächenwerkstoff	POM		POM		POM	
Housing material	Gehäusewerkstoff	SS304	V2A	SS304	V2A	SS304	V2A
Switching indicator	Schaltanzeige	built-in	integriert	built-in	integriert	built-in	integriert
Connection	Anschluss	conn. M12	Stecker M12	PVC, ultra-flex		conn. M8	Stecker M8
Article code NO	└┘	IPSD6-S2DO70-A12		IPSD6-N4DO45-A2P		IPSD6-N4DO60-A8	
Article code NC	└┘	IPSD6-S2DC70-A12		IPSD6-N4DC45-A2P		IPSD6-N4DC60-A8	

non-flush
nicht bündig
M8x1 | 4 mm



flush
bündig
M8x1 | 1 mm



flush
bündig
M8x1 | 1 mm



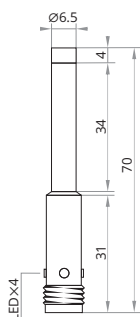
flush
bündig
M8x1 | 1 mm



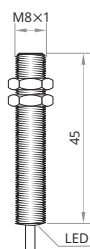
non-flush
nicht bündig
M8x1 | 2 mm



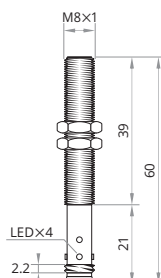
increased
erhöht



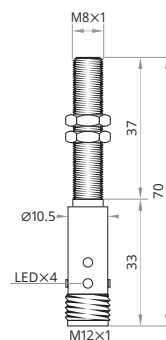
standard
Standard



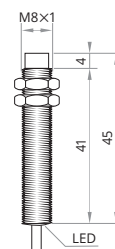
standard
Standard



standard
Standard



standard
Standard



4 mm		1 mm		1 mm		1 mm		2 mm	
10...55 V _{DC}		10...55 V _{DC}		10...55 V _{DC}		10...55 V _{DC}		10...55 V _{DC}	
built-in	integriert	built-in	integriert	built-in	integriert	built-in	integriert	built-in	integriert
<8 mA		<8 mA		<8 mA		<8 mA		<8 mA	
200 mA		200 mA		200 mA		200 mA		200 mA	
built-in	integriert	built-in	integriert	built-in	integriert	built-in	integriert	built-in	integriert
<1.5 V @ 200 mA		<1.5 V @ 200 mA		<1.5 V @ 200 mA		<1.5 V @ 200 mA		<1.5 V @ 200 mA	
2000 Hz		2000 Hz		2000 Hz		2000 Hz		2000 Hz	
Alu 0.45 · Brs 0.50 · SS 0.85		Alu 0.45 · Brs 0.50 · SS 0.85		Alu 0.45 · Brs 0.50 · SS 0.85		Alu 0.45 · Brs 0.50 · SS 0.85		Alu 0.45 · Brs 0.50 · SS 0.85	
-25...+75 °C		-25...+75 °C		-25...+75 °C		-25...+75 °C		-25...+75 °C	
IP67		IP67		IP67		IP67		IP67	
POM		POM		POM		POM		POM	
SS304	V2A	SS304	V2A	SS304	V2A	SS304	V2A	SS304	V2A
built-in	integriert	built-in	integriert	built-in	integriert	built-in	integriert	built-in	integriert
conn. M12	Stecker M12	PVC, ultra-flex		conn. M8	Stecker M8	conn. M12	Stecker M12	PVC, ultra-flex	
IPSD6-N4DO70-A12		IPS8-S1DO45-A2P*		IPS8-S1DO60-A8*		IPS8-S1DO70-A12*		IPS8-N2DO45-A2P*	
IPSD6-N4DC70-A12		IPS8-S1DC45-A2P*		IPS8-S1DC60-A8*		IPS8-S1DC70-A12*		IPS8-N2DC45-A2P*	

XECRO reserves the right to make minor changes without prior notification.
XECRO behält sich das Recht auf geringe Änderungen ohne Ankündigung vor.

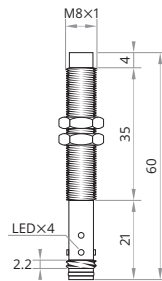
Inductive Proximity Switch 2-Wire Direct Current

Induktive Näherungsschalter 2-Leiter Gleichstrom

non-flush
nicht bündig
M8×1 | 2 mm



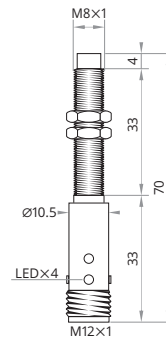
standard
Standard



non-flush
nicht bündig
M8×1 | 2 mm



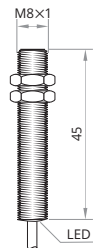
standard
Standard



flush
bündig
M8×1 | 2 mm



increased
erhöht



Sensing distance S_n	Schaltabstand S_n	2 mm		2 mm		2 mm	
Operating voltage	Betriebsspannung	10...55 V _{DC}		10...55 V _{DC}		10...55 V _{DC}	
Reverse polarity protection	Verpolungsschutz	built-in	integriert	built-in	integriert	built-in	integriert
Current consumption	Stromverbrauch	<8 mA		<8 mA		<8 mA	
Current load capability	Ausgangsbelastbarkeit	200 mA		200 mA		200 mA	
Short circuit protection	Kurzschlusschutz	built-in	integriert	built-in	integriert	built-in	integriert
Voltage drop	Spannungsabfall	<1.5 V @ 200 mA		<1.5 V @ 200 mA		<1.5 V @ 200 mA	
Switching frequency	Schaltfrequenz	2000 Hz		2000 Hz		2000 Hz	
Reduction factors	Reduktionsfaktoren	Alu 0.45 · Brs 0.50 · SS 0.85		Alu 0.45 · Brs 0.50 · SS 0.85		Alu 0.45 · Brs 0.50 · SS 0.85	
Operating temperature	Betriebstemperatur	-25...+75 °C		-25...+75 °C		-25...+75 °C	
Protection class	Schutzklasse	IP67		IP67		IP67	
Sensing face material	Sensorflächenwerkstoff	POM		POM		POM	
Housing material	Gehäusewerkstoff	SS304	V2A	SS304	V2A	SS304	V2A
Switching indicator	Schaltanzeige	built-in	integriert	built-in	integriert	built-in	integriert
Connection	Anschluss	conn. M8	Stecker M8	conn. M12	Stecker M12	PVC, ultra-flex	
Article code NO	└┘	IPS8-N2DO60-A8*		IPS8-N2DO70-A12*		IPS8-S2DO45-A2P	
Article code NC	└┘	IPS8-N2DC60-A8*		IPS8-N2DC70-A12*		IPS8-S2DC45-A2P	

flush
bündig
M8×1 | 2 mm



flush
bündig
M8×1 | 2 mm



non-flush
nicht bündig
M8×1 | 4 mm



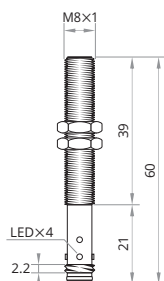
non-flush
nicht bündig
M8×1 | 4 mm



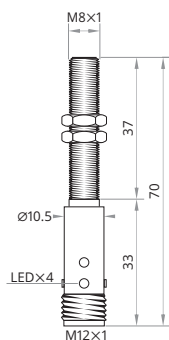
non-flush
nicht bündig
M8×1 | 4 mm



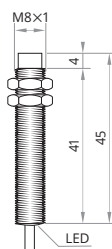
increased
erhöht



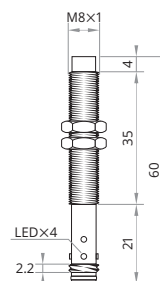
increased
erhöht



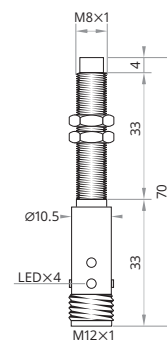
increased
erhöht



increased
erhöht



increased
erhöht



2 mm		2 mm		4 mm		4 mm		4 mm	
10...55 V _{DC}		10...55 V _{DC}		10...55 V _{DC}		10...55 V _{DC}		10...55 V _{DC}	
built-in	integriert	built-in	integriert	built-in	integriert	built-in	integriert	built-in	integriert
<8 mA		<8 mA		<8 mA		<8 mA		<8 mA	
200 mA		200 mA		200 mA		200 mA		200 mA	
built-in	integriert	built-in	integriert	built-in	integriert	built-in	integriert	built-in	integriert
<1.5 V @ 200 mA		<1.5 V @ 200 mA		<1.5 V @ 200 mA		<1.5 V @ 200 mA		<1.5 V @ 200 mA	
2000 Hz		2000 Hz		2000 Hz		2000 Hz		2000 Hz	
Alu 0.45 · Brs 0.50 · SS 0.85		Alu 0.45 · Brs 0.50 · SS 0.85		Alu 0.45 · Brs 0.50 · SS 0.85		Alu 0.45 · Brs 0.50 · SS 0.85		Alu 0.45 · Brs 0.50 · SS 0.85	
-25...+75 °C		-25...+75 °C		-25...+75 °C		-25...+75 °C		-25...+75 °C	
IP67		IP67		IP67		IP67		IP67	
POM		POM		POM		POM		POM	
SS304	V2A	SS304	V2A	SS304	V2A	SS304	V2A	SS304	V2A
built-in	integriert	built-in	integriert	built-in	integriert	built-in	integriert	built-in	integriert
conn. M8	Stecker M8	conn. M12	Stecker M12	PVC, ultra-flex		conn. M8	Stecker M8	conn. M12	Stecker M12
IPS8-S2DO60-A8		IPS8-S2DO70-A12		IPS8-N4DO45-A2P		IPS8-N4DO60-A8		IPS8-N4DO70-A12	
IPS8-S2DC60-A8		IPS8-S2DC70-A12		IPS8-N4DC45-A2P		IPS8-N4DC60-A8		IPS8-N4DC70-A12	

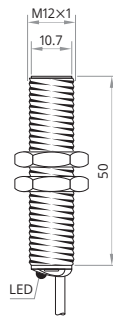
Inductive Proximity Switch 2-Wire Direct Current

Induktive Näherungsschalter 2-Leiter Gleichstrom

flush
bündig
M12×1 | 2 mm



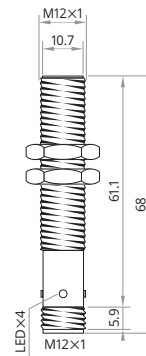
standard
Standard



flush
bündig
M12×1 | 2 mm



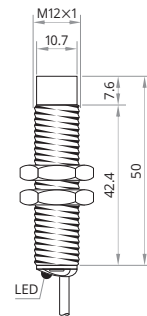
standard
Standard



non-flush
nicht bündig
M12×1 | 4 mm



standard
Standard



Sensing distance S_n	Schaltabstand S_n	2 mm	2 mm	4 mm
Operating voltage	Betriebsspannung	10...55 V _{DC}	10...55 V _{DC}	10...55 V _{DC}
Reverse polarity protection	Verpolungsschutz	built-in integriert	built-in integriert	built-in integriert
Current consumption	Stromverbrauch	<8 mA	<8 mA	<8 mA
Current load capability	Ausgangsbelastbarkeit	200 mA	200 mA	200 mA
Short circuit protection	Kurzschlusschutz	built-in integriert	built-in integriert	built-in integriert
Voltage drop	Spannungsabfall	<1.5 V @ 200 mA	<1.5 V @ 200 mA	<1.5 V @ 200 mA
Switching frequency	Schaltfrequenz	1000 Hz	1000 Hz	1000 Hz
Reduction factors	Reduktionsfaktoren	Alu 0.45 · Brs 0.50 · SS 0.85	Alu 0.45 · Brs 0.50 · SS 0.85	Alu 0.45 · Brs 0.50 · SS 0.85
Operating temperature	Betriebstemperatur	-25...+75 °C	-25...+75 °C	-25...+75 °C
Protection class	Schutzklasse	IP67	IP67	IP67
Sensing face material	Sensorflächenwerkstoff	POM	POM	POM
Housing material	Gehäusewerkstoff	brass Messing	brass Messing	brass Messing
Switching indicator	Schaltanzeige	built-in integriert	built-in integriert	built-in integriert
Connection	Anschluss	PVC, ultra-flex	conn. M12 Stecker M12	PVC, ultra-flex
Article code NO	└┘	IPS12-S2DO50-A2P*	IPS12-S2DO68-A12*	IPS12-N4DO50-A2P*
Article code NC	└┘	IPS12-S2DC50-A2P*	IPS12-S2DC68-A12*	IPS12-N4DC50-A2P*

* Minimum order quantity 10 units.

Mind O=0, I=I≠1, S=5, B≠8.

O=0, I=I≠1, S=5, B≠8 beachten.

* Mindestbestellmenge 10 Stück.

non-flush
nicht bündig
M12x1 | 4 mm



flush
bündig
M12x1 | 4 mm



flush
bündig
M12x1 | 4 mm



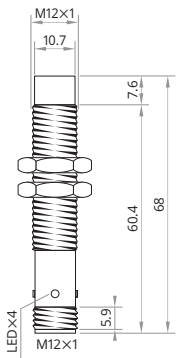
non-flush
nicht bündig
M12x1 | 8 mm



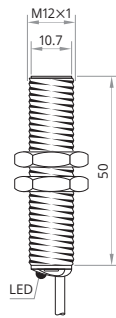
non-flush
nicht bündig
M12x1 | 8 mm



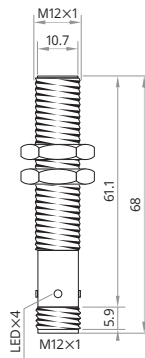
standard
Standard



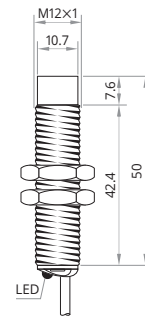
increased
erhöht



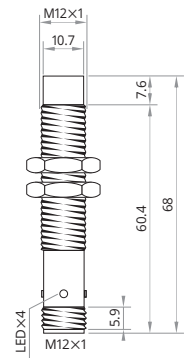
increased
erhöht



increased
erhöht



increased
erhöht



4 mm		4 mm		4 mm		8 mm		8 mm	
10...55 V _{DC}		10...55 V _{DC}		10...55 V _{DC}		10...55 V _{DC}		10...55 V _{DC}	
built-in	integriert	built-in	integriert	built-in	integriert	built-in	integriert	built-in	integriert
<8 mA		<8 mA		<8 mA		<8 mA		<8 mA	
200 mA		200 mA		200 mA		200 mA		200 mA	
built-in	integriert	built-in	integriert	built-in	integriert	built-in	integriert	built-in	integriert
<1.5 V @ 200 mA		<1.5 V @ 200 mA		<1.5 V @ 200 mA		<1.5 V @ 200 mA		<1.5 V @ 200 mA	
500 Hz		1000 Hz		1000 Hz		1000 Hz		500 Hz	
Alu 0.45 · Brs 0.50 · SS 0.85		Alu 0.45 · Brs 0.50 · SS 0.85		Alu 0.45 · Brs 0.50 · SS 0.85		Alu 0.45 · Brs 0.50 · SS 0.85		Alu 0.45 · Brs 0.50 · SS 0.85	
-25...+75 °C		-25...+75 °C		-25...+75 °C		-25...+75 °C		-25...+75 °C	
IP67		IP67		IP67		IP67		IP67	
POM		POM		POM		POM		POM	
brass	Messing	brass	Messing	brass	Messing	brass	Messing	brass	Messing
built-in	integriert	built-in	integriert	built-in	integriert	built-in	integriert	built-in	integriert
conn. M12	Stecker M12	PVC, ultra-flex		conn. M12	Stecker M12	PVC, ultra-flex		conn. M12	Stecker M12
IPS12-N4DO68-A12*		IPS12-S4DO50-A2P		IPS12-S4DO68-A12		IPS12-N8DO50-A2P		IPS12-N8DO68-A12	
IPS12-N4DC68-A12*		IPS12-S4DC50-A2P		IPS12-S4DC68-A12		IPS12-N8DC50-A2P		IPS12-N8DC68-A12	

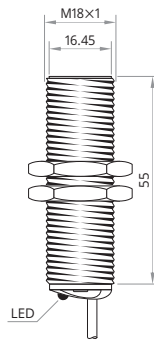
Inductive Proximity Switch 2-Wire Direct Current

Induktive Näherungsschalter 2-Leiter Gleichstrom

flush
bündig
M18×1 | 5 mm



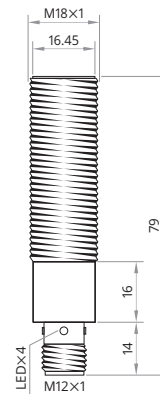
standard
Standard



flush
bündig
M18×1 | 5 mm



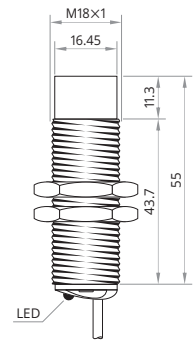
standard
Standard



non-flush
nicht bündig
M18×1 | 8 mm



standard
Standard



Sensing distance S_n	Schaltabstand S_n	5 mm	5 mm	8 mm
Operating voltage	Betriebsspannung	10...55 V _{DC}	10...55 V _{DC}	10...55 V _{DC}
Reverse polarity protection	Verpolungsschutz	built-in integriert	built-in integriert	built-in integriert
Current consumption	Stromverbrauch	<8 mA	<8 mA	<8 mA
Current load capability	Ausgangsbelastbarkeit	200 mA	200 mA	200 mA
Short circuit protection	Kurzschlusschutz	built-in integriert	built-in integriert	built-in integriert
Voltage drop	Spannungsabfall	<1.5 V @ 200 mA	<1.5 V @ 200 mA	<1.5 V @ 200 mA
Switching frequency	Schaltfrequenz	500 Hz	500 Hz	150 Hz
Reduction factors	Reduktionsfaktoren	Alu 0.45 · Brs 0.50 · SS 0.85	Alu 0.45 · Brs 0.50 · SS 0.85	Alu 0.45 · Brs 0.50 · SS 0.85
Operating temperature	Betriebstemperatur	-25...+75 °C	-25...+75 °C	-25...+75 °C
Protection class	Schutzklasse	IP67	IP67	IP67
Sensing face material	Sensorflächenwerkstoff	POM	POM	POM
Housing material	Gehäusewerkstoff	brass Messing	brass Messing	brass Messing
Switching indicator	Schaltanzeige	built-in integriert	built-in integriert	built-in integriert
Connection	Anschluss	PVC, ultra-flex	conn. M12 Stecker M12	PVC, ultra-flex
Article code NO	↙	IPS18-S5DO55-A2P*	IPS18-S5DO79-A12*	IPS18-N8DO55-A2P*
Article code NC	↘	IPS18-S5DC55-A2P*	IPS18-S5DC79-A12*	IPS18-N8DC55-A2P*

Mind O=0, I=I≠1, S=5, B=8.

O=0, I=I≠1, S=5, B=8 beachten.

* Minimum order quantity 10 units.

* Mindestbestellmenge 10 Stück.

non-flush
nicht bündig
M18×1 | 8 mm



flush
bündig
M18×1 | 8 mm



flush
bündig
M18×1 | 8 mm



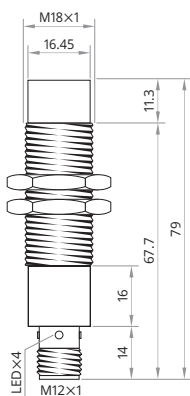
non-flush
nicht bündig
M18×1 | 16 mm



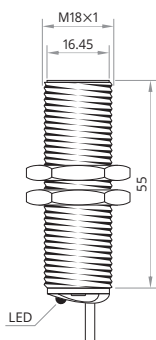
non-flush
nicht bündig
M18×1 | 16 mm



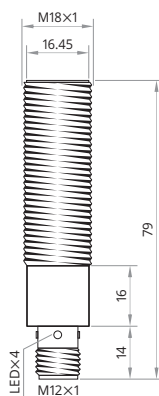
standard
Standard



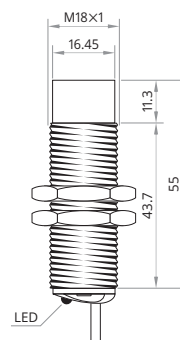
increased
erhöht



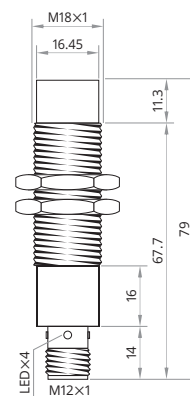
increased
erhöht



increased
erhöht



increased
erhöht



8 mm		8 mm		8 mm		16 mm		16 mm	
10...55 V _{DC}		10...55 V _{DC}		10...55 V _{DC}		10...55 V _{DC}		10...55 V _{DC}	
built-in	integriert	built-in	integriert	built-in	integriert	built-in	integriert	built-in	integriert
<8 mA		<8 mA		<8 mA		<8 mA		<8 mA	
200 mA		200 mA		200 mA		200 mA		200 mA	
built-in	integriert	built-in	integriert	built-in	integriert	built-in	integriert	built-in	integriert
<1.5 V @ 200 mA		<1.5 V @ 200 mA		<1.5 V @ 200 mA		<1.5 V @ 200 mA		<1.5 V @ 200 mA	
150 Hz		500 Hz		500 Hz		150 Hz		150 Hz	
Alu 0.45 · Brs 0.50 · SS 0.85		Alu 0.45 · Brs 0.50 · SS 0.85		Alu 0.45 · Brs 0.50 · SS 0.85		Alu 0.45 · Brs 0.50 · SS 0.85		Alu 0.45 · Brs 0.50 · SS 0.85	
-25...+75 °C		-25...+75 °C		-25...+75 °C		-25...+75 °C		-25...+75 °C	
IP67		IP67		IP67		IP67		IP67	
POM		POM		POM		POM		POM	
brass	Messing	brass	Messing	brass	Messing	brass	Messing	brass	Messing
built-in	integriert	built-in	integriert	built-in	integriert	built-in	integriert	built-in	integriert
conn. M12	Stecker M12	PVC, ultra-flex		conn. M12	Stecker M12	PVC, ultra-flex		conn. M12	Stecker M12
IPS18-N8DO79-A12*		IPS18-S8DO55-A2P		IPS18-S8DO79-A12		IPS18-N16DO55-A2P		IPS18-N16DO79-A12	
IPS18-N8DC79-A12*		IPS18-S8DC55-A2P		IPS18-S8DC79-A12		IPS18-N16DC55-A2P		IPS18-N16DC79-A12	

Inductive Proximity Switch 2-Wire Direct Current

Induktive Näherungsschalter 2-Leiter Gleichstrom

flush
bündig
M30×1.5 | 10 mm



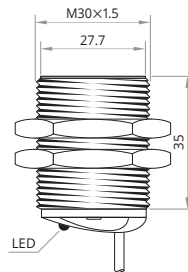
flush
bündig
M30×1.5 | 10 mm



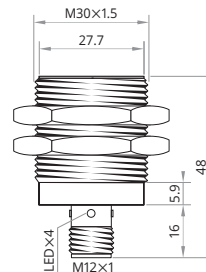
flush
bündig
M30×1.5 | 10 mm



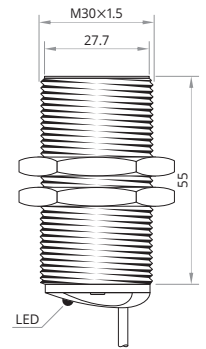
standard
Standard



standard
Standard



standard
Standard



Sensing distance S_n	Schaltabstand S_n	10 mm	10 mm	10 mm
Operating voltage	Betriebsspannung	10...55 V _{DC}	10...55 V _{DC}	10...55 V _{DC}
Reverse polarity protection	Verpolungsschutz	built-in integriert	built-in integriert	built-in integriert
Current consumption	Stromverbrauch	<8 mA	<8 mA	<8 mA
Current load capability	Ausgangsbelastbarkeit	200 mA	200 mA	200 mA
Short circuit protection	Kurzschlusschutz	built-in integriert	built-in integriert	built-in integriert
Voltage drop	Spannungsabfall	<1.5 V @ 200 mA	<1.5 V @ 200 mA	<1.5 V @ 200 mA
Switching frequency	Schaltfrequenz	150 Hz	150 Hz	150 Hz
Reduction factors	Reduktionsfaktoren	Alu 0.45 · Brs 0.50 · SS 0.85	Alu 0.45 · Brs 0.50 · SS 0.85	Alu 0.45 · Brs 0.50 · SS 0.85
Operating temperature	Betriebstemperatur	-25...+75 °C	-25...+75 °C	-25...+75 °C
Protection class	Schutzklasse	IP67	IP67	IP67
Sensing face material	Sensorflächenwerkstoff	POM	POM	POM
Housing material	Gehäusewerkstoff	brass Messing	brass Messing	brass Messing
Switching indicator	Schaltanzeige	built-in integriert	built-in integriert	built-in integriert
Connection	Anschluss	PVC, ultra-flex	conn. M12 Stecker M12	PVC, ultra-flex
Article code NO	┌	IPS30-S10DO35-A2P*	IPS30-S10DO48-A12*	IPS30-S10DO55-A2P*
Article code NC	└	IPS30-S10DC35-A2P*	IPS30-S10DC48-A12*	IPS30-S10DC55-A2P*

Mind O=0, I=I≠1, S=5, B=8.

O=0, I=I≠1, S=5, B=8 beachten.

* Minimum order quantity 10 units.

* Mindestbestellmenge 10 Stück.

flush
bündig
M30×1.5 | 10 mm



non-flush
nicht bündig
M30×1.5 | 15 mm



non-flush
nicht bündig
M30×1.5 | 15 mm



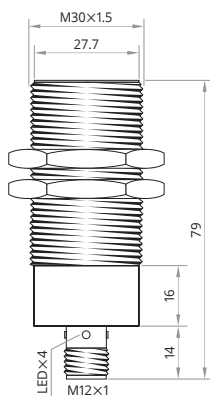
non-flush
nicht bündig
M30×1.5 | 15 mm



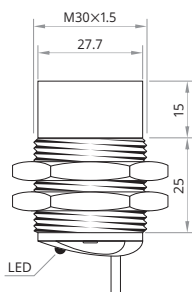
non-flush
nicht bündig
M30×1.5 | 15 mm



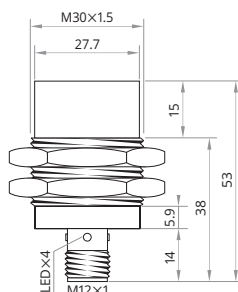
standard
Standard



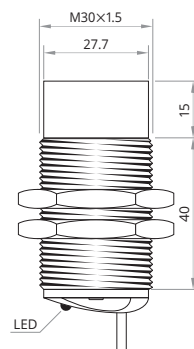
standard
Standard



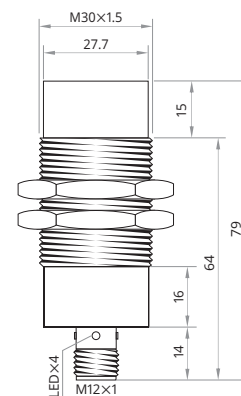
standard
Standard



standard
Standard



standard
Standard



10 mm	15 mm	15 mm	15 mm	15 mm
10...55 V _{DC}	10...55 V _{DC}	10...55 V _{DC}	10...55 V _{DC}	10...55 V _{DC}
built-in integriert	built-in integriert	built-in integriert	built-in integriert	built-in integriert
<8 mA	<8 mA	<8 mA	<8 mA	<8 mA
200 mA	200 mA	200 mA	200 mA	200 mA
built-in integriert	built-in integriert	built-in integriert	built-in integriert	built-in integriert
<1.5 V @ 200 mA	<1.5 V @ 200 mA	<1.5 V @ 200 mA	<1.5 V @ 200 mA	<1.5 V @ 200 mA
150 Hz	150 Hz	150 Hz	100 Hz	100 Hz
Alu 0.45 · Brs 0.50 · SS 0.85	Alu 0.45 · Brs 0.50 · SS 0.85	Alu 0.45 · Brs 0.50 · SS 0.85	Alu 0.45 · Brs 0.50 · SS 0.85	Alu 0.45 · Brs 0.50 · SS 0.85
-25...+75 °C	-25...+75 °C	-25...+75 °C	-25...+75 °C	-25...+75 °C
IP67	IP67	IP67	IP67	IP67
POM	POM	POM	POM	POM
brass Messing	brass Messing	brass Messing	brass Messing	brass Messing
built-in integriert	built-in integriert	built-in integriert	built-in integriert	built-in integriert
conn. M12 Stecker M12	PVC, ultra-flex	conn. M12 Stecker M12	PVC, ultra-flex	conn. M12 Stecker M12
IPS30-S10DO79-A12*	IPS30-N15DO40-A2P*	IPS30-N15DO53-A12*	IPS30-N15DO55-A2P*	IPS30-N15DO79-A12*
IPS30-S10DC79-A12*	IPS30-N15DC40-A2P*	IPS30-N15DC53-A12*	IPS30-N15DC55-A2P*	IPS30-N15DC79-A12*

Inductive Proximity Switch 2-Wire Direct Current

Induktive Näherungsschalter 2-Leiter Gleichstrom

flush
bündig
M30×1.5 | 16 mm



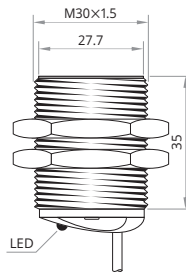
flush
bündig
M30×1.5 | 16 mm



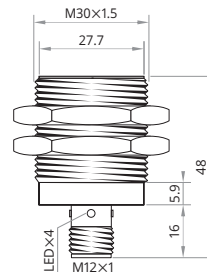
flush
bündig
M30×1.5 | 16 mm



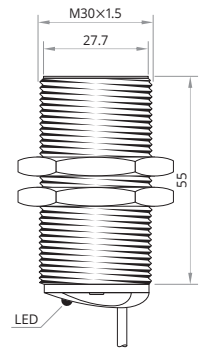
increased
erhöht



increased
erhöht



increased
erhöht



Sensing distance S_n	Schaltabstand S_n	16 mm	16 mm	16 mm
Operating voltage	Betriebsspannung	10...55 V _{DC}	10...55 V _{DC}	10...55 V _{DC}
Reverse polarity protection	Verpolungsschutz	built-in integriert	built-in integriert	built-in integriert
Current consumption	Stromverbrauch	<8 mA	<8 mA	<8 mA
Current load capability	Ausgangsbelastbarkeit	200 mA	200 mA	200 mA
Short circuit protection	Kurzschlusschutz	built-in integriert	built-in integriert	built-in integriert
Voltage drop	Spannungsabfall	<1.5 V @ 200 mA	<1.5 V @ 200 mA	<1.5 V @ 200 mA
Switching frequency	Schaltfrequenz	150 Hz	150 Hz	150 Hz
Reduction factors	Reduktionsfaktoren	Alu 0.45 · Brs 0.50 · SS 0.85	Alu 0.45 · Brs 0.50 · SS 0.85	Alu 0.45 · Brs 0.50 · SS 0.85
Operating temperature	Betriebstemperatur	-25...+75 °C	-25...+75 °C	-25...+75 °C
Protection class	Schutzklasse	IP67	IP67	IP67
Sensing face material	Sensorflächenwerkstoff	POM	POM	POM
Housing material	Gehäusewerkstoff	brass Messing	brass Messing	brass Messing
Switching indicator	Schaltanzeige	built-in integriert	built-in integriert	built-in integriert
Connection	Anschluss	PVC, ultra-flex	conn. M12 Stecker M12	PVC, ultra-flex
Article code NO	└	IPS30-S16DO35-A2P	IPS30-S16DO48-A12	IPS30-S16DO55-A2P
Article code NC	└	IPS30-S16DC35-A2P	IPS30-S16DC48-A12	IPS30-S16DC55-A2P

* Minimum order quantity 10 units.

Mind O=0, I=I≠1, S=5, B=8.

O=0, I=I≠1, S=5, B=8 beachten.

* Mindestbestellmenge 10 Stück.

flush
bündig
M30×1.5 | 16 mm



non-flush
nicht bündig
M30×1.5 | 25 mm



non-flush
nicht bündig
M30×1.5 | 25 mm



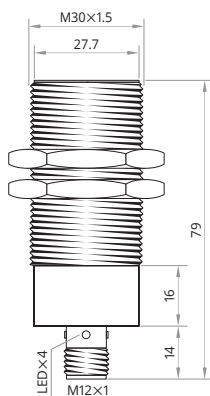
non-flush
nicht bündig
M30×1.5 | 25 mm



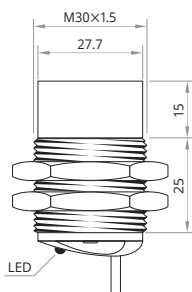
non-flush
nicht bündig
M30×1.5 | 25 mm



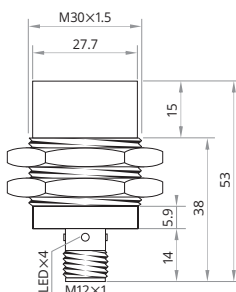
increased
erhöht



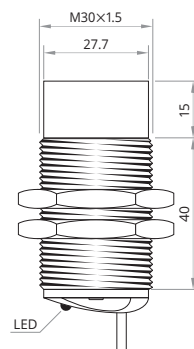
increased
erhöht



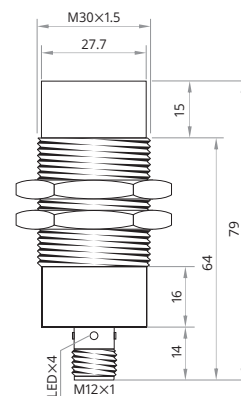
increased
erhöht



increased
erhöht



increased
erhöht



16 mm

10...55 V_{DC}

built-in integriert

<8 mA

200 mA

built-in integriert

<1.5 V @ 200 mA

150 Hz

Alu 0.45 · Brs 0.50 · SS 0.85

-25...+75 °C

IP67

POM

brass Messing

built-in integriert

conn. M12 Stecker M12

IPS30-S16DO79-A12

IPS30-S16DC79-A12

25 mm

10...55 V_{DC}

built-in integriert

<8 mA

200 mA

built-in integriert

<1.5 V @ 200 mA

150 Hz

Alu 0.45 · Brs 0.50 · SS 0.85

-25...+75 °C

IP67

POM

brass Messing

built-in integriert

PVC, ultra-flex

IPS30-N25DO40-A2P

IPS30-N25DC40-A2P

25 mm

10...55 V_{DC}

built-in integriert

<8 mA

200 mA

built-in integriert

<1.5 V @ 200 mA

150 Hz

Alu 0.45 · Brs 0.50 · SS 0.85

-25...+75 °C

IP67

POM

brass Messing

built-in integriert

conn. M12 Stecker M12

IPS30-N25DO53-A12

IPS30-N25DC53-A12

25 mm

10...55 V_{DC}

built-in integriert

<8 mA

200 mA

built-in integriert

<1.5 V @ 200 mA

100 Hz

Alu 0.45 · Brs 0.50 · SS 0.85

-25...+75 °C

IP67

POM

brass Messing

built-in integriert

PVC, ultra-flex

IPS30-N25DO55-A2P

IPS30-N25DC55-A2P

25 mm

10...55 V_{DC}

built-in integriert

<8 mA

200 mA

built-in integriert

<1.5 V @ 200 mA

100 Hz

Alu 0.45 · Brs 0.50 · SS 0.85

-25...+75 °C

IP67

POM

brass Messing

built-in integriert

conn. M12 Stecker M12

IPS30-N25DO79-A12

IPS30-N25DC79-A12

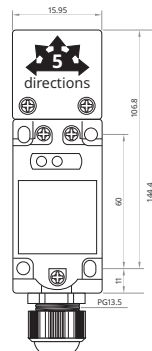
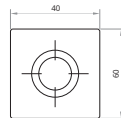
Inductive Proximity Switch 2-Wire Direct Current

Induktive Näherungsschalter 2-Leiter Gleichstrom

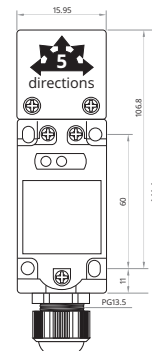
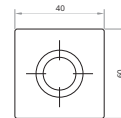
flush bündig 40×40 mm | 15 mm flush bündig 40×40 mm | 20 mm non-flush nicht bündig 40×40 mm | 30 mm



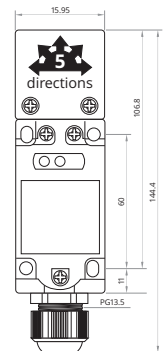
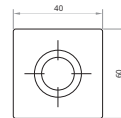
standard
Standard



increased
erhöht



increased
erhöht



Sensing distance S_n	Schaltabstand S_n	15 mm	20 mm	30 mm
Operating voltage	Betriebsspannung	10...55 V _{DC}	10...55 V _{DC}	10...55 V _{DC}
Reverse polarity protection	Verpolungsschutz	built-in integriert	built-in integriert	built-in integriert
Current consumption	Stromverbrauch	<11 mA	<11 mA	<11 mA
Current load capability	Ausgangsbelastbarkeit	200 mA	200 mA	200 mA
Short circuit protection	Kurzschlusschutz	built-in integriert	built-in integriert	built-in integriert
Voltage drop	Spannungsabfall	<2 V @ 200 mA	<2 V @ 200 mA	<2 V @ 200 mA
Switching frequency	Schaltfrequenz	120 Hz	120 Hz	120 Hz
Reduction factors	Reduktionsfaktoren	Alu 0.45 · Brs 0.50 · SS 0.85	Alu 0.45 · Brs 0.50 · SS 0.85	Alu 0.45 · Brs 0.50 · SS 0.85
Operating temperature	Betriebstemperatur	-25...+75 °C	-25...+75 °C	-25...+75 °C
Protection class	Schutzklasse	IP67	IP67	IP67
Sensing face material	Sensorflächenwerkstoff	PBT	PBT	PBT
Housing material	Gehäusewerkstoff	PBT	PBT	PBT
Switching indicator	Schaltanzeige	built-in integriert	built-in integriert	built-in integriert
Connection	Anschluss	terminal Klemme	terminal Klemme	terminal Klemme
Article code NO	↙	IPS40-S15DOL-PG13*	IPS40-S20DOL-PG13	IPS40-N30DOL-PG13
Article code NC	↘	IPS40-S15DCL-PG13*	IPS40-S20DCL-PG13	IPS40-N30DCL-PG13

Mind O=0, I=I≠1, S=5, B≠8.

O=0, I=I≠1, S=5, B≠8 beachten.

* Minimum order quantity 10 units.

* Mindestbestellmenge 10 Stück.

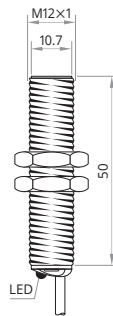
Inductive Proximity Switch 2-Wire Universal Current

Induktive Näherungsschalter 2-Leiter Allstrom

flush
bündig
M12x1 | 2 mm



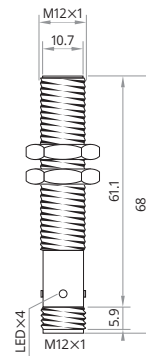
standard
Standard



flush
bündig
M12x1 | 2 mm



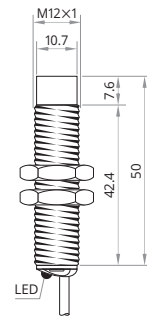
standard
Standard



non-flush
nicht bündig
M12x1 | 4 mm



standard
Standard



Sensing distance S_n	Schaltabstand S_n	2 mm	2 mm	4 mm
Operating voltage	Betriebsspannung	24...255 V _{DC} V _{AC}	24...255 V _{DC} V _{AC}	24...255 V _{DC} V _{AC}
Reverse polarity protection	Verpolungsschutz	built-in integriert	built-in integriert	built-in integriert
Current consumption	Stromverbrauch	<8 mA	<8 mA	<8 mA
Current load capability	Ausgangsbelastbarkeit	200 mA	200 mA	200 mA
Short circuit protection	Kurzschlusschutz	built-in integriert	built-in integriert	built-in integriert
Voltage drop	Spannungsabfall	<1.5 V @ 200 mA	<1.5 V @ 200 mA	<1.5 V @ 200 mA
Switching frequency	Schaltfrequenz	1000 Hz	1000 Hz	1000 Hz
Reduction factors	Reduktionsfaktoren	Alu 0.45 · Brs 0.50 · SS 0.85	Alu 0.45 · Brs 0.50 · SS 0.85	Alu 0.45 · Brs 0.50 · SS 0.85
Operating temperature	Betriebstemperatur	-25...+75 °C	-25...+75 °C	-25...+75 °C
Protection class	Schutzklasse	IP67	IP67	IP67
Sensing face material	Sensorflächenwerkstoff	POM	POM	POM
Housing material	Gehäusewerkstoff	brass Messing	brass Messing	brass Messing
Switching indicator	Schaltanzeige	built-in integriert	built-in integriert	built-in integriert
Connection	Anschluss	PVC, ultra-flex	conn. M12 Stecker M12	PVC, ultra-flex
Article code NO	└	IPS12-S2UO50-A2P*	IPS12-S2UO68-A12*	IPS12-N4UO50-A2P*
Article code NC	└	IPS12-S2UC50-A2P*	IPS12-S2UC68-A12*	IPS12-N4UC50-A2P*

Mind O=0, I=I=1, S=5, B=8.

O=0, I=I=1, S=5, B=8 beachten.

* Minimum order quantity 10 units.

* Mindestbestellmenge 10 Stück.

non-flush
nicht bündig
M12x1 | 4 mm



flush
bündig
M12x1 | 4 mm



flush
bündig
M12x1 | 4 mm



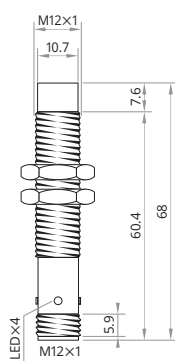
non-flush
nicht bündig
M12x1 | 8 mm



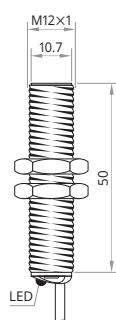
non-flush
nicht bündig
M12x1 | 8 mm



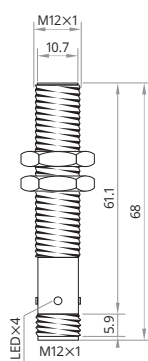
standard
Standard



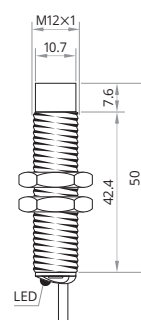
increased
erhöht



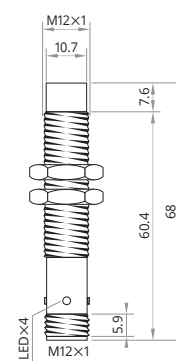
increased
erhöht



increased
erhöht



increased
erhöht



4 mm	4 mm	4 mm	8 mm	8 mm
24...255 V _{DC} V _{AC}	24...255 V _{DC} V _{AC}	24...255 V _{DC} V _{AC}	24...255 V _{DC} V _{AC}	24...255 V _{DC} V _{AC}
built-in integriert	built-in integriert	built-in integriert	built-in integriert	built-in integriert
<8 mA	<8 mA	<8 mA	<8 mA	<8 mA
200 mA	200 mA	200 mA	200 mA	200 mA
built-in integriert	built-in integriert	built-in integriert	built-in integriert	built-in integriert
<1.5 V @ 200 mA	<1.5 V @ 200 mA	<1.5 V @ 200 mA	<1.5 V @ 200 mA	<1.5 V @ 200 mA
1000 Hz	1000 Hz	1000 Hz	1000 Hz	1000 Hz
Alu 0.45 · Brs 0.50 · SS 0.85	Alu 0.45 · Brs 0.50 · SS 0.85	Alu 0.45 · Brs 0.50 · SS 0.85	Alu 0.45 · Brs 0.50 · SS 0.85	Alu 0.45 · Brs 0.50 · SS 0.85
-25...+75 °C	-25...+75 °C	-25...+75 °C	-25...+75 °C	-25...+75 °C
IP67	IP67	IP67	IP67	IP67
POM	POM	POM	POM	POM
brass Messing	brass Messing	brass Messing	brass Messing	brass Messing
built-in integriert	built-in integriert	built-in integriert	built-in integriert	built-in integriert
conn. M12 Stecker M12	PVC, ultra-flex	conn. M12 Stecker M12	PVC, ultra-flex	conn. M12 Stecker M12
IPS12-N4UO68-A12*	IPS12-S4UO50-A2P	IPS12-S4UO68-A12	IPS12-N8UO50-A2P	IPS12-N8UO68-A12
IPS12-N4UC68-A12*	IPS12-S4UC50-A2P	IPS12-S4UC68-A12	IPS12-N8UC50-A2P	IPS12-N8UC68-A12

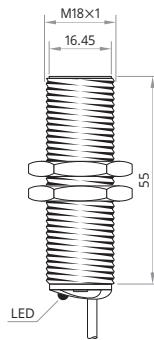
Inductive Proximity Switch 2-Wire Universal Current

Induktive Näherungsschalter 2-Leiter Allstrom

flush
bündig
M18×1 | 5 mm



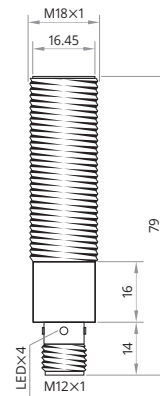
standard
Standard



flush
bündig
M18×1 | 5 mm



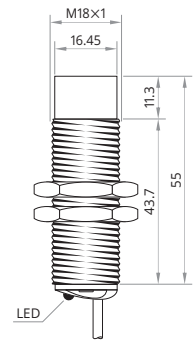
standard
Standard



non-flush
nicht bündig
M18×1 | 8 mm



standard
Standard



Sensing distance S_n	Schaltabstand S_n	5 mm	5 mm	8 mm
Operating voltage	Betriebsspannung	24...255 V _{DC} V _{AC}	24...255 V _{DC} V _{AC}	24...255 V _{DC} V _{AC}
Reverse polarity protection	Verpolungsschutz	built-in integriert	built-in integriert	built-in integriert
Current consumption	Stromverbrauch	<8 mA	<8 mA	<8 mA
Current load capability	Ausgangsbelastbarkeit	200 mA	200 mA	200 mA
Short circuit protection	Kurzschlusschutz	built-in integriert	built-in integriert	built-in integriert
Voltage drop	Spannungsabfall	<1.5 V @ 200 mA	<1.5 V @ 200 mA	<1.5 V @ 200 mA
Switching frequency	Schaltfrequenz	500 Hz	500 Hz	150 Hz
Reduction factors	Reduktionsfaktoren	Alu 0.45 · Brs 0.50 · SS 0.85	Alu 0.45 · Brs 0.50 · SS 0.85	Alu 0.45 · Brs 0.50 · SS 0.85
Operating temperature	Betriebstemperatur	-25...+75 °C	-25...+75 °C	-25...+75 °C
Protection class	Schutzklasse	IP67	IP67	IP67
Sensing face material	Sensorflächenwerkstoff	POM	POM	POM
Housing material	Gehäusewerkstoff	brass Messing	brass Messing	brass Messing
Switching indicator	Schaltanzeige	built-in integriert	built-in integriert	built-in integriert
Connection	Anschluss	PVC, ultra-flex	conn. M12 Stecker M12	PVC, ultra-flex
Article code NO	↙	IPS18-S5UO55-A2P*	IPS18-S5UO79-A12*	IPS18-N8UO55-A2P*
Article code NC	↘	IPS18-S5UC55-A2P*	IPS18-S5UC79-A12*	IPS18-N8UC55-A2P*

Mind O=0, I=I≠1, S=5, B=8.

O=0, I=I≠1, S=5, B=8 beachten.

* Minimum order quantity 10 units.

* Mindestbestellmenge 10 Stück.

non-flush
nicht bündig
M18×1 | 8 mm



flush
bündig
M18×1 | 8 mm



flush
bündig
M18×1 | 8 mm



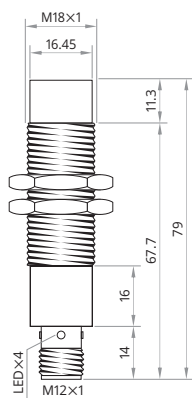
non-flush
nicht bündig
M18×1 | 16 mm



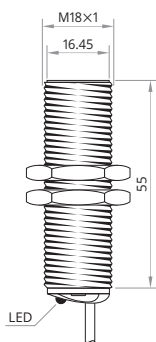
non-flush
nicht bündig
M18×1 | 16 mm



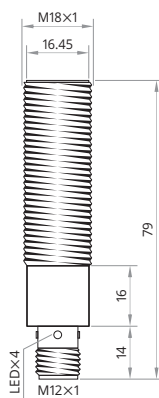
standard
Standard



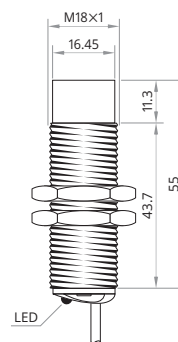
increased
erhöht



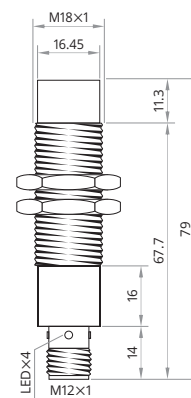
increased
erhöht



increased
erhöht



increased
erhöht



8 mm		8 mm		8 mm		16 mm		16 mm	
24...255 V _{DC} V _{AC}		24...255 V _{DC} V _{AC}		24...255 V _{DC} V _{AC}		24...255 V _{DC} V _{AC}		24...255 V _{DC} V _{AC}	
built-in	integriert	built-in	integriert	built-in	integriert	built-in	integriert	built-in	integriert
<8 mA		<8 mA		<8 mA		<8 mA		<8 mA	
200 mA		200 mA		200 mA		200 mA		200 mA	
built-in	integriert	built-in	integriert	built-in	integriert	built-in	integriert	built-in	integriert
<1.5 V @ 200 mA		<1.5 V @ 200 mA		<1.5 V @ 200 mA		<1.5 V @ 200 mA		<1.5 V @ 200 mA	
150 Hz		500 Hz		500 Hz		150 Hz		150 Hz	
Alu 0.45 · Brs 0.50 · SS 0.85		Alu 0.45 · Brs 0.50 · SS 0.85		Alu 0.45 · Brs 0.50 · SS 0.85		Alu 0.45 · Brs 0.50 · SS 0.85		Alu 0.45 · Brs 0.50 · SS 0.85	
-25...+75 °C		-25...+75 °C		-25...+75 °C		-25...+75 °C		-25...+75 °C	
IP67		IP67		IP67		IP67		IP67	
POM		POM		POM		POM		POM	
brass	Messing	brass	Messing	brass	Messing	brass	Messing	brass	Messing
built-in	integriert	built-in	integriert	built-in	integriert	built-in	integriert	built-in	integriert
conn. M12	Stecker M12	PVC, ultra-flex		conn. M12	Stecker M12	PVC, ultra-flex		conn. M12	Stecker M12
IPS18-N8UO79-A12*		IPS18-S8UO55-A2P		IPS18-S8UO79-A12		IPS18-N16UO55-A2P		IPS18-N16UO79-A12	
IPS18-N8UC79-A12*		IPS18-S8UC55-A2P		IPS18-S8UC79-A12		IPS18-N16UC55-A2P		IPS18-N16UC79-A12	

Inductive Proximity Switch 2-Wire Universal Current

Induktive Näherungsschalter 2-Leiter Allstrom

flush
bündig
M30×1.5 | 10 mm



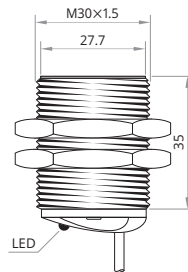
flush
bündig
M30×1.5 | 10 mm



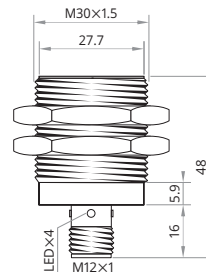
flush
bündig
M30×1.5 | 10 mm



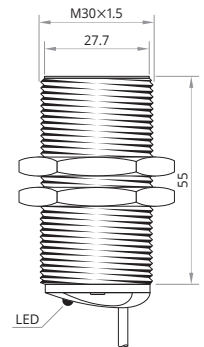
standard
Standard



standard
Standard



standard
Standard



Sensing distance S_n	Schaltabstand S_n	10 mm	10 mm	10 mm
Operating voltage	Betriebsspannung	24...255 V _{DC} V _{AC}	24...255 V _{DC} V _{AC}	24...255 V _{DC} V _{AC}
Reverse polarity protection	Verpolungsschutz	built-in integriert	built-in integriert	built-in integriert
Current consumption	Stromverbrauch	<8 mA	<8 mA	<8 mA
Current load capability	Ausgangsbelastbarkeit	200 mA	200 mA	200 mA
Short circuit protection	Kurzschlusschutz	built-in integriert	built-in integriert	built-in integriert
Voltage drop	Spannungsabfall	<1.5 V @ 200 mA	<1.5 V @ 200 mA	<1.5 V @ 200 mA
Switching frequency	Schaltfrequenz	150 Hz	150 Hz	150 Hz
Reduction factors	Reduktionsfaktoren	Alu 0.45 · Brs 0.50 · SS 0.85	Alu 0.45 · Brs 0.50 · SS 0.85	Alu 0.45 · Brs 0.50 · SS 0.85
Operating temperature	Betriebstemperatur	-25...+75 °C	-25...+75 °C	-25...+75 °C
Protection class	Schutzklasse	IP67	IP67	IP67
Sensing face material	Sensorflächenwerkstoff	POM	POM	POM
Housing material	Gehäusewerkstoff	brass Messing	brass Messing	brass Messing
Switching indicator	Schaltanzeige	built-in integriert	built-in integriert	built-in integriert
Connection	Anschluss	PVC, ultra-flex	conn. M12 Stecker M12	PVC, ultra-flex
Article code NO	↙	IPS30-S10UO35-A2P*	IPS30-S10UO48-A12*	IPS30-S10UO55-A2P*
Article code NC	↘	IPS30-S10UC35-A2P*	IPS30-S10UC48-A12*	IPS30-S10UC55-A2P*

Mind O=0, I=I≠1, S=5, B=8.

O=0, I=I≠1, S=5, B=8 beachten.

* Minimum order quantity 10 units.

* Mindestbestellmenge 10 Stück.

flush
bündig
M30×1.5 | 10 mm



non-flush
nicht bündig
M30×1.5 | 15 mm



non-flush
nicht bündig
M30×1.5 | 15 mm



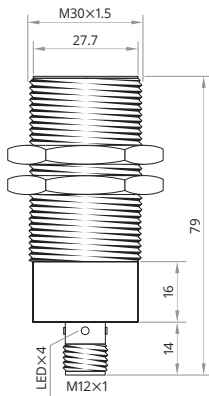
non-flush
nicht bündig
M30×1.5 | 15 mm



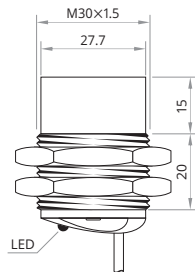
non-flush
nicht bündig
M30×1.5 | 15 mm



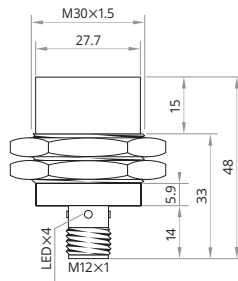
standard
Standard



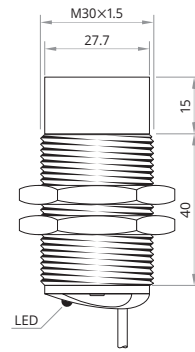
standard
Standard



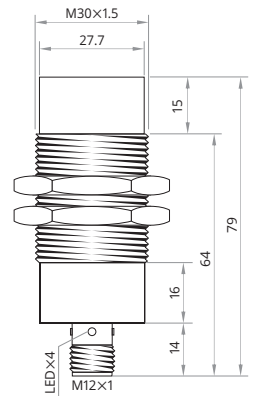
standard
Standard



standard
Standard



standard
Standard



10 mm

24...255 V_{DC} | V_{AC}

built-in integriert

<8 mA

200 mA

built-in integriert

<1.5 V @ 200 mA

150 Hz

Alu 0.45 · Brs 0.50 · SS 0.85

-25...+75 °C

IP67

POM

brass Messing

built-in integriert

conn. M12 Stecker M12

IPS30-S10UO79-A12*

IPS30-S10UC79-A12*

15 mm

24...255 V_{DC} | V_{AC}

built-in integriert

<8 mA

200 mA

built-in integriert

<1.5 V @ 200 mA

150 Hz

Alu 0.45 · Brs 0.50 · SS 0.85

-25...+75 °C

IP67

POM

brass Messing

built-in integriert

PVC, ultra-flex

IPS30-N15UO35-A2P*

IPS30-N15UC35-A2P*

15 mm

24...255 V_{DC} | V_{AC}

built-in integriert

<8 mA

200 mA

built-in integriert

<1.5 V @ 200 mA

150 Hz

Alu 0.45 · Brs 0.50 · SS 0.85

-25...+75 °C

IP67

POM

brass Messing

built-in integriert

conn. M12 Stecker M12

IPS30-N15UO48-A12*

IPS30-N15UC48-A12*

15 mm

24...255 V_{DC} | V_{AC}

built-in integriert

<8 mA

200 mA

built-in integriert

<1.5 V @ 200 mA

100 Hz

Alu 0.45 · Brs 0.50 · SS 0.85

-25...+75 °C

IP67

POM

brass Messing

built-in integriert

PVC, ultra-flex

IPS30-N15UO55-A2P*

IPS30-N15UC55-A2P*

15 mm

24...255 V_{DC} | V_{AC}

built-in integriert

<8 mA

200 mA

built-in integriert

<1.5 V @ 200 mA

100 Hz

Alu 0.45 · Brs 0.50 · SS 0.85

-25...+75 °C

IP67

POM

brass Messing

built-in integriert

conn. M12 Stecker M12

IPS30-N15UO79-A12*

IPS30-N15UC79-A12*

Inductive Proximity Switch 2-Wire Universal Current

Induktive Näherungsschalter 2-Leiter Allstrom

flush
bündig
M30×1.5 | 16 mm



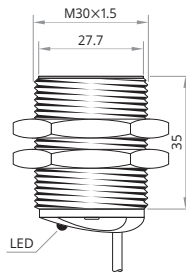
flush
bündig
M30×1.5 | 16 mm



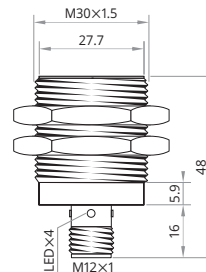
flush
bündig
M30×1.5 | 16 mm



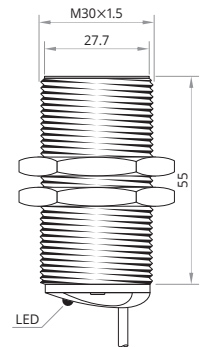
increased
erhöht



increased
erhöht



increased
erhöht



Sensing distance S_n	Schaltabstand S_n	16 mm	16 mm	16 mm
Operating voltage	Betriebsspannung	24...255 V _{DC} V _{AC}	24...255 V _{DC} V _{AC}	24...255 V _{DC} V _{AC}
Reverse polarity protection	Verpolungsschutz	built-in integriert	built-in integriert	built-in integriert
Current consumption	Stromverbrauch	<8 mA	<8 mA	<8 mA
Current load capability	Ausgangsbelastbarkeit	200 mA	200 mA	200 mA
Short circuit protection	Kurzschlusschutz	built-in integriert	built-in integriert	built-in integriert
Voltage drop	Spannungsabfall	<1.5 V @ 200 mA	<1.5 V @ 200 mA	<1.5 V @ 200 mA
Switching frequency	Schaltfrequenz	150 Hz	150 Hz	150 Hz
Reduction factors	Reduktionsfaktoren	Alu 0.45 · Brs 0.50 · SS 0.85	Alu 0.45 · Brs 0.50 · SS 0.85	Alu 0.45 · Brs 0.50 · SS 0.85
Operating temperature	Betriebstemperatur	-25...+75 °C	-25...+75 °C	-25...+75 °C
Protection class	Schutzklasse	IP67	IP67	IP67
Sensing face material	Sensorflächenwerkstoff	POM	POM	POM
Housing material	Gehäusewerkstoff	brass Messing	brass Messing	brass Messing
Switching indicator	Schaltanzeige	built-in integriert	built-in integriert	built-in integriert
Connection	Anschluss	PVC, ultra-flex	conn. M12 Stecker M12	PVC, ultra-flex
Article code NO	┌	IPS30-S16UO35-A2P	IPS30-S16UO48-A12	IPS30-S16UO55-A2P
Article code NC	└	IPS30-S16UC35-A2P	IPS30-S16UC48-A12	IPS30-S16UC55-A2P

flush
bündig
M30×1.5 | 16 mm



non-flush
nicht bündig
M30×1.5 | 25 mm



non-flush
nicht bündig
M30×1.5 | 25 mm



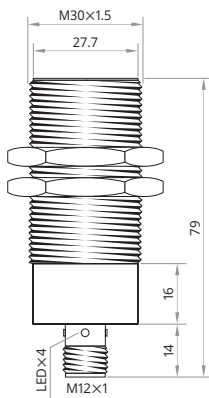
non-flush
nicht bündig
M30×1.5 | 25 mm



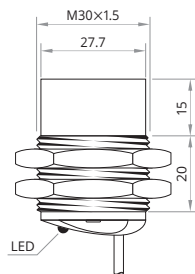
non-flush
nicht bündig
M30×1.5 | 25 mm



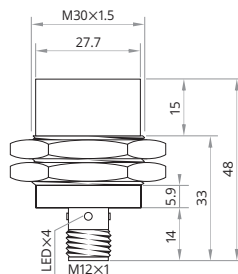
increased
erhöht



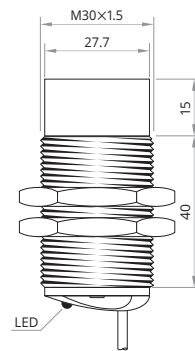
increased
erhöht



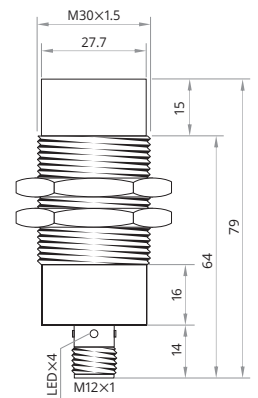
increased
erhöht



increased
erhöht



increased
erhöht



16 mm	25 mm	25 mm	25 mm	25 mm
24...255 V _{DC} V _{AC}	24...255 V _{DC} V _{AC}	24...255 V _{DC} V _{AC}	24...255 V _{DC} V _{AC}	24...255 V _{DC} V _{AC}
built-in integriert	built-in integriert	built-in integriert	built-in integriert	built-in integriert
<8 mA	<8 mA	<8 mA	<8 mA	<8 mA
200 mA	200 mA	200 mA	200 mA	200 mA
built-in integriert	built-in integriert	built-in integriert	built-in integriert	built-in integriert
<1.5 V @ 200 mA	<1.5 V @ 200 mA	<1.5 V @ 200 mA	<1.5 V @ 200 mA	<1.5 V @ 200 mA
150 Hz	150 Hz	150 Hz	100 Hz	100 Hz
Alu 0.45 · Brs 0.50 · SS 0.85	Alu 0.45 · Brs 0.50 · SS 0.85	Alu 0.45 · Brs 0.50 · SS 0.85	Alu 0.45 · Brs 0.50 · SS 0.85	Alu 0.45 · Brs 0.50 · SS 0.85
-25...+75 °C	-25...+75 °C	-25...+75 °C	-25...+75 °C	-25...+75 °C
IP67	IP67	IP67	IP67	IP67
POM	POM	POM	POM	POM
brass Messing	brass Messing	brass Messing	brass Messing	brass Messing
built-in integriert	built-in integriert	built-in integriert	built-in integriert	built-in integriert
conn. M12 Stecker M12	PVC, ultra-flex	conn. M12 Stecker M12	PVC, ultra-flex	conn. M12 Stecker M12
IPS30-S16UO79-A12	IPS30-N25UO35-A2P	IPS30-N25UO48-A12	IPS30-N25UO55-A2P	IPS30-N25UO79-A12
IPS30-S16UC79-A12	IPS30-N25UC35-A2P	IPS30-N25UC48-A12	IPS30-N25UC55-A2P	IPS30-N25UC79-A12

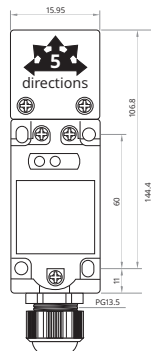
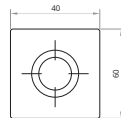
Inductive Proximity Switch 2-Wire Universal Current

Induktive Näherungsschalter 2-Leiter Allstrom

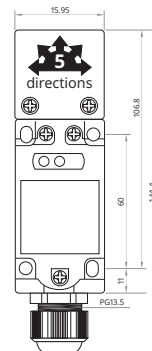
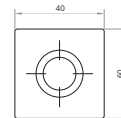
flush bündig 40×40 mm | 15 mm flush bündig 40×40 mm | 20 mm non-flush nicht bündig 40×40 mm | 30 mm



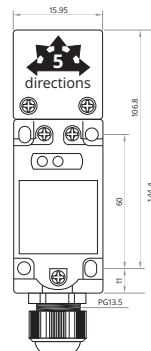
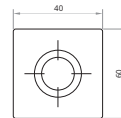
standard
Standard



increased
erhöht



increased
erhöht



Sensing distance S_n	Schaltabstand S_n	15 mm	20 mm	30 mm
Operating voltage	Betriebsspannung	24...255 V _{DC} V _{AC}	24...255 V _{DC} V _{AC}	24...255 V _{DC} V _{AC}
Reverse polarity protection	Verpolungsschutz	built-in integriert	built-in integriert	built-in integriert
Current consumption	Stromverbrauch	<11 mA	<11 mA	<11 mA
Current load capability	Ausgangsbelastbarkeit	200 mA	200 mA	200 mA
Short circuit protection	Kurzschlusschutz	built-in integriert	built-in integriert	built-in integriert
Voltage drop	Spannungsabfall	<2 V @ 200 mA	<2 V @ 200 mA	<2 V @ 200 mA
Switching frequency	Schaltfrequenz	120 Hz	120 Hz	120 Hz
Reduction factors	Reduktionsfaktoren	Alu 0.45 · Brs 0.50 · SS 0.85	Alu 0.45 · Brs 0.50 · SS 0.85	Alu 0.45 · Brs 0.50 · SS 0.85
Operating temperature	Betriebstemperatur	-25...+75 °C	-25...+75 °C	-25...+75 °C
Protection class	Schutzklasse	IP67	IP67	IP67
Sensing face material	Sensorflächenwerkstoff	PBT	PBT	PBT
Housing material	Gehäusewerkstoff	PBT	PBT	PBT
Switching indicator	Schaltanzeige	built-in integriert	built-in integriert	built-in integriert
Connection	Anschluss	terminal Klemme	terminal Klemme	terminal Klemme
Article code NO	↙	IPS40-S15UOL-PG13*	IPS40-S20UOL-PG13	IPS40-N30UOL-PG13
Article code NC	↘	IPS40-S15UCL-PG13*	IPS40-S20UCL-PG13	IPS40-N30UCL-PG13

* Minimum order quantity 10 units.

Mind O=0, I=I≠1, S=5, B≠8.

O=0, I=I≠1, S=5, B≠8 beachten.

* Mindestbestellmenge 10 Stück.

Inductive Proximity Switch 2-Wire Alternating Current

Induktive Näherungsschalter 2-Leiter Wechselstrom

flush
bündig
M12×1 | 2 mm



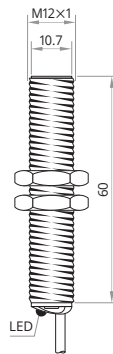
flush
bündig
M12×1 | 2 mm



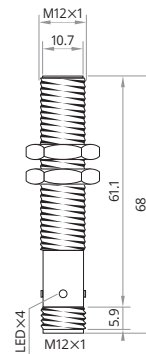
non-flush
nicht bündig
M12×1 | 4 mm



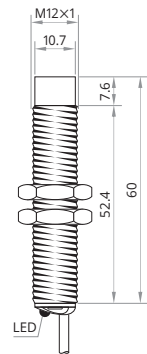
standard
Standard



standard
Standard



standard
Standard



Sensing distance S_n	Schaltabstand S_n	2 mm	2 mm	4 mm
Operating voltage	Betriebsspannung	20...250 V _{AC}	20...250 V _{AC}	20...250 V _{AC}
Reverse polarity protection	Verpolungsschutz	not required nicht nötig	not required nicht nötig	not required nicht nötig
Current consumption	Stromverbrauch	<3 mA	<3 mA	<3 mA
Current load capability	Ausgangsbelaastbarkeit	400 mA	400 mA	400 mA
Voltage drop	Spannungsabfall	<8 V @ 400 mA	<8 V @ 400 mA	<8 V @ 400 mA
Switching frequency	Schaltfrequenz	25 Hz	25 Hz	25 Hz
Reduction factors	Reduktionsfaktoren	Alu 0.45 · Brs 0.50 · SS 0.85	Alu 0.45 · Brs 0.50 · SS 0.85	Alu 0.45 · Brs 0.50 · SS 0.85
Operating temperature	Betriebstemperatur	-25...+75 °C	-25...+75 °C	-25...+75 °C
Protection class	Schutzklasse	IP67	IP67	IP67
Sensing face material	Sensorflächenwerkstoff	POM	POM	POM
Housing material	Gehäusewerkstoff	brass Messing	brass Messing	brass Messing
Switching indicator	Schaltanzeige	built-in integriert	built-in integriert	built-in integriert
Connection	Anschluss	PVC, ultra-flex	conn. M12 Stecker M12	PVC, ultra-flex
Article code NO	┌	IPS12-S2AO60-A2P*	IPS12-S2AO68-A12*	IPS12-N4AO60-A2P*
Article code NC	└	IPS12-S2AC60-A2P*	IPS12-S2AC68-A12*	IPS12-N4AC60-A2P*

* Minimum order quantity 10 units.

Mind O=0, I=I≠1, S=5, B=8.

O=0, I=I≠1, S=5, B=8 beachten.

* Mindestbestellmenge 10 Stück.

non-flush
nicht bündig
M12×1 | 4 mm



flush
bündig
M12×1 | 4 mm



flush
bündig
M12×1 | 4 mm



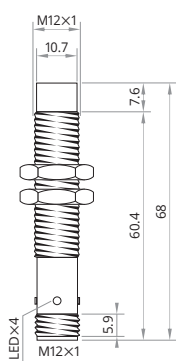
non-flush
nicht bündig
M12×1 | 8 mm



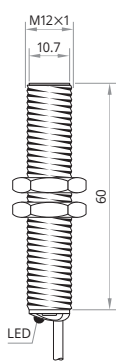
non-flush
nicht bündig
M12×1 | 8 mm



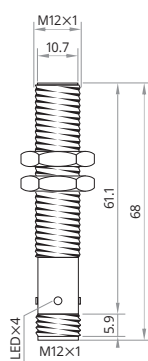
standard
Standard



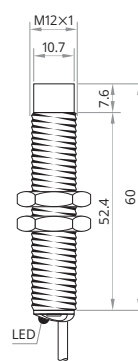
increased
erhöht



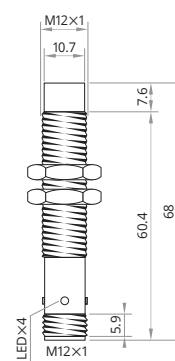
increased
erhöht



increased
erhöht



increased
erhöht



4 mm	4 mm	4 mm	8 mm	8 mm
20...250 V _{AC}	20...250 V _{AC}	20...250 V _{AC}	20...250 V _{AC}	20...250 V _{AC}
not required nicht nötig	not required nicht nötig	not required nicht nötig	not required nicht nötig	not required nicht nötig
<3 mA	<3 mA	<3 mA	<3 mA	<3 mA
400 mA	400 mA	400 mA	400 mA	400 mA
<8 V @ 400 mA	<8 V @ 400 mA	<8 V @ 400 mA	<8 V @ 400 mA	<8 V @ 400 mA
25 Hz	25 Hz	25 Hz	25 Hz	25 Hz
Alu 0.45 · Brs 0.50 · SS 0.85	Alu 0.45 · Brs 0.50 · SS 0.85	Alu 0.45 · Brs 0.50 · SS 0.85	Alu 0.45 · Brs 0.50 · SS 0.85	Alu 0.45 · Brs 0.50 · SS 0.85
-25...+75 °C	-25...+75 °C	-25...+75 °C	-25...+75 °C	-25...+75 °C
IP67	IP67	IP67	IP67	IP67
POM	POM	POM	POM	POM
brass Messing	brass Messing	brass Messing	brass Messing	brass Messing
built-in integriert	built-in integriert	built-in integriert	built-in integriert	built-in integriert
conn. M12 Stecker M12	PVC, ultra-flex	conn. M12 Stecker M12	PVC, ultra-flex	conn. M12 Stecker M12
IPS12-N4AO68-A12*	IPS12-S4AO60-A2P	IPS12-S4AO68-A12	IPS12-N8AO60-A2P	IPS12-N8AO68-A12
IPS12-N4AC68-A12*	IPS12-S4AC60-A2P	IPS12-S4AC68-A12	IPS12-N8AC60-A2P	IPS12-N8AC68-A12

Inductive Proximity Switch 2-Wire Alternating Current

Induktive Näherungsschalter 2-Leiter Wechselstrom

flush
bündig
M12×1 | 5 mm



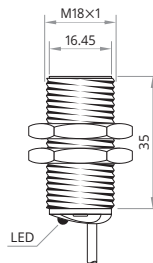
flush
bündig
M12×1 | 5 mm



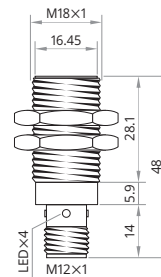
flush
bündig
M18×1 | 5 mm



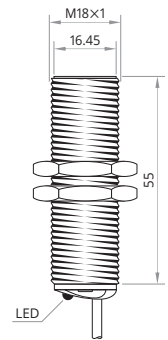
standard
Standard



standard
Standard



standard
Standard



Sensing distance S_n	Schaltabstand S_n	5 mm	5 mm	5 mm
Operating voltage	Betriebsspannung	20...250 V _{AC}	20...250 V _{AC}	20...250 V _{AC}
Reverse polarity protection	Verpolungsschutz	not required nicht nötig	not required nicht nötig	not required nicht nötig
Current consumption	Stromverbrauch	<3 mA	<3 mA	<3 mA
Current load capability	Ausgangsbelaastbarkeit	400 mA	400 mA	400 mA
Voltage drop	Spannungsabfall	<8 V @ 400 mA	<8 V @ 400 mA	<8 V @ 400 mA
Switching frequency	Schaltfrequenz	25 Hz	25 Hz	25 Hz
Reduction factors	Reduktionsfaktoren	Alu 0.45 · Brs 0.50 · SS 0.85	Alu 0.45 · Brs 0.50 · SS 0.85	Alu 0.45 · Brs 0.50 · SS 0.85
Operating temperature	Betriebstemperatur	-25...+75 °C	-25...+75 °C	-25...+75 °C
Protection class	Schutzklasse	IP67	IP67	IP67
Sensing face material	Sensorflächenwerkstoff	POM	POM	POM
Housing material	Gehäusewerkstoff	brass Messing	brass Messing	brass Messing
Switching indicator	Schaltanzeige	built-in integriert	built-in integriert	built-in integriert
Connection	Anschluss	PVC, ultra-flex	conn. M12 Stecker M12	PVC, ultra-flex
Article code NO	┌	IPS18-S5AO35-A2P*	IPS18-S5AO48-A12*	IPS18-S5AO55-A2P*
Article code NC	└	IPS18-S5AC35-A2P*	IPS18-S5AC48-A12*	IPS18-S5AC55-A2P*

* Minimum order quantity 10 units.

Mind O=0, I=I≠1, S=5, B=8.


O=0, I=I≠1, S=5, B=8 beachten.

* Mindestbestellmenge 10 Stück.

flush
bündig
M18×1 | 5 mm



non-flush
nicht bündig
M18×1 | 8 mm



non-flush
nicht bündig
M18×1 | 8 mm



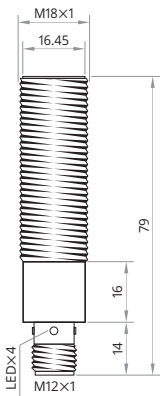
non-flush
nicht bündig
M18×1 | 8 mm



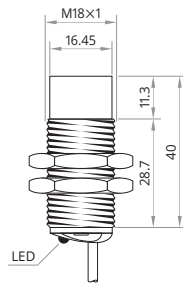
non-flush
nicht bündig
M18×1 | 8 mm



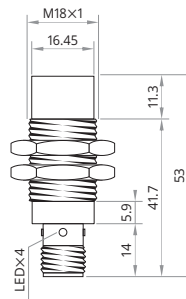
standard
Standard



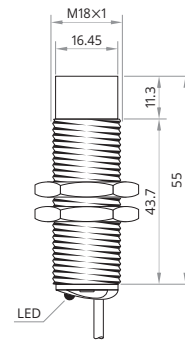
standard
Standard



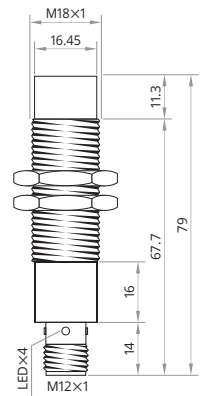
standard
Standard



standard
Standard



standard
Standard



5 mm	8 mm	8 mm	8 mm	8 mm
20...250 V _{AC}	20...250 V _{AC}	20...250 V _{AC}	20...250 V _{AC}	20...250 V _{AC}
not required nicht nötig	not required nicht nötig	not required nicht nötig	not required nicht nötig	not required nicht nötig
<3 mA	<3 mA	<3 mA	<3 mA	<3 mA
400 mA	400 mA	400 mA	400 mA	400 mA
<8 V @ 400 mA	<8 V @ 400 mA	<8 V @ 400 mA	<8 V @ 400 mA	<8 V @ 400 mA
25 Hz	25 Hz	25 Hz	25 Hz	25 Hz
Alu 0.45 · Brs 0.50 · SS 0.85	Alu 0.45 · Brs 0.50 · SS 0.85	Alu 0.45 · Brs 0.50 · SS 0.85	Alu 0.45 · Brs 0.50 · SS 0.85	Alu 0.45 · Brs 0.50 · SS 0.85
-25...+75 °C	-25...+75 °C	-25...+75 °C	-25...+75 °C	-25...+75 °C
IP67	IP67	IP67	IP67	IP67
POM	POM	POM	POM	POM
brass Messing	brass Messing	brass Messing	brass Messing	brass Messing
built-in integriert	built-in integriert	built-in integriert	built-in integriert	built-in integriert
conn. M12 Stecker M12	conn. M12 Stecker M12	conn. M12 Stecker M12	conn. M12 Stecker M12	conn. M12 Stecker M12
IPS18-S5AO79-A12*	IPS18-N8AO40-A12*	IPS18-N8AO53-A12*	IPS18-N8AO55-A12*	IPS18-N8AO79-A12*
IPS18-S5AC79-A12*	IPS18-N8AC40-A12*	IPS18-N8AC53-A12*	IPS18-N8AC55-A12*	IPS18-N8AC79-A12*

XECRO reserves the right to make minor changes without prior notification.
XECRO behält sich das Recht auf geringe Änderungen ohne Ankündigung vor.

Inductive Proximity Switch 2-Wire Alternating Current

Induktive Näherungsschalter 2-Leiter Wechselstrom

flush
bündig
M12×1 | 8 mm



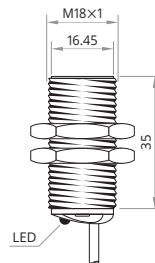
flush
bündig
M12×1 | 8 mm



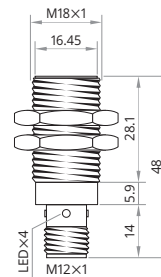
flush
bündig
M18×1 | 8 mm



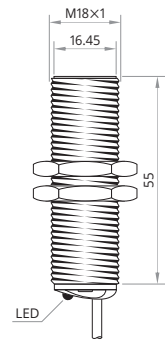
increased
erhöht



increased
erhöht



increased
erhöht



Sensing distance S_n	Schaltabstand S_n	8 mm	8 mm	8 mm
Operating voltage	Betriebsspannung	20...250 V _{AC}	20...250 V _{AC}	20...250 V _{AC}
Reverse polarity protection	Verpolungsschutz	not required nicht nötig	not required nicht nötig	not required nicht nötig
Current consumption	Stromverbrauch	<3 mA	<3 mA	<3 mA
Current load capability	Ausgangsbelaastbarkeit	400 mA	400 mA	400 mA
Voltage drop	Spannungsabfall	<8 V @ 400 mA	<8 V @ 400 mA	<8 V @ 400 mA
Switching frequency	Schaltfrequenz	25 Hz	25 Hz	25 Hz
Reduction factors	Reduktionsfaktoren	Alu 0.45 · Brs 0.50 · SS 0.85	Alu 0.45 · Brs 0.50 · SS 0.85	Alu 0.45 · Brs 0.50 · SS 0.85
Operating temperature	Betriebstemperatur	-25...+75 °C	-25...+75 °C	-25...+75 °C
Protection class	Schutzklasse	IP67	IP67	IP67
Sensing face material	Sensorflächenwerkstoff	POM	POM	POM
Housing material	Gehäusewerkstoff	brass Messing	brass Messing	brass Messing
Switching indicator	Schaltanzeige	built-in integriert	built-in integriert	built-in integriert
Connection	Anschluss	PVC, ultra-flex	conn. M12 Stecker M12	PVC, ultra-flex
Article code NO	┌	IPS18-S8AO35-A2P	IPS18-S8AO48-A12	IPS18-S8AO55-A2P
Article code NC	└	IPS18-S8AC35-A2P	IPS18-S8AC48-A12	IPS18-S8AC55-A2P

flush
bündig
M18×1 | 8 mm



non-flush
nicht bündig
M18×1 | 16 mm



non-flush
nicht bündig
M18×1 | 16 mm



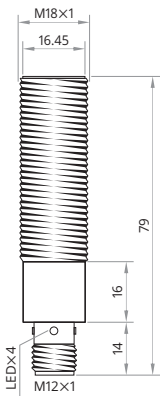
non-flush
nicht bündig
M18×1 | 16 mm



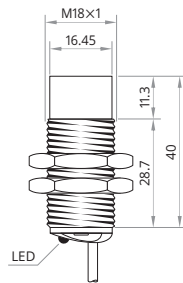
non-flush
nicht bündig
M18×1 | 16 mm



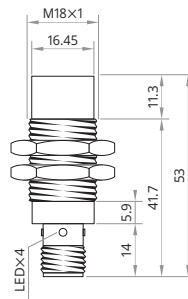
increased
erhöht



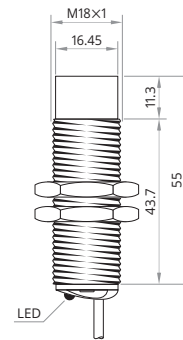
increased
erhöht



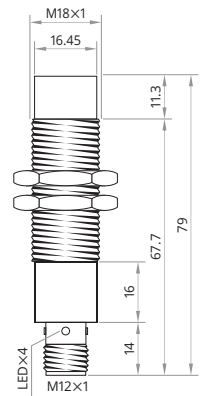
increased
erhöht



increased
erhöht



increased
erhöht



8 mm	16 mm	16 mm	16 mm	16 mm
20...250 V _{AC}	20...250 V _{AC}	20...250 V _{AC}	20...250 V _{AC}	20...250 V _{AC}
not required nicht nötig	not required nicht nötig	not required nicht nötig	not required nicht nötig	not required nicht nötig
<3 mA	<3 mA	<3 mA	<3 mA	<3 mA
400 mA	400 mA	400 mA	400 mA	400 mA
<8 V @ 400 mA	<8 V @ 400 mA	<8 V @ 400 mA	<8 V @ 400 mA	<8 V @ 400 mA
25 Hz	25 Hz	25 Hz	25 Hz	25 Hz
Alu 0.45 · Brs 0.50 · SS 0.85	Alu 0.45 · Brs 0.50 · SS 0.85	Alu 0.45 · Brs 0.50 · SS 0.85	Alu 0.45 · Brs 0.50 · SS 0.85	Alu 0.45 · Brs 0.50 · SS 0.85
-25...+75 °C	-25...+75 °C	-25...+75 °C	-25...+75 °C	-25...+75 °C
IP67	IP67	IP67	IP67	IP67
POM	POM	POM	POM	POM
brass Messing	brass Messing	brass Messing	brass Messing	brass Messing
built-in integriert	built-in integriert	built-in integriert	built-in integriert	built-in integriert
conn. M12 Stecker M12	conn. M12 Stecker M12	conn. M12 Stecker M12	conn. M12 Stecker M12	conn. M12 Stecker M12
IPS18-S8AO79-A12	IPS18-N16AO40-A12	IPS18-N16AO53-A12	IPS18-N16AO55-A12	IPS18-N16AO79-A12
IPS18-S8AC79-A12	IPS18-N16AC40-A12	IPS18-N16AC53-A12	IPS18-N16AC55-A12	IPS18-N16AC79-A12

Inductive Proximity Switch 2-Wire Alternating Current

Induktive Näherungsschalter 2-Leiter Wechselstrom

flush
bündig
M30×1.5 | 10 mm



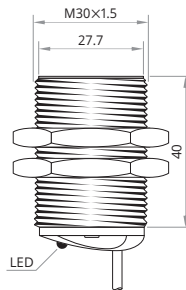
flush
bündig
M30×1.5 | 10 mm



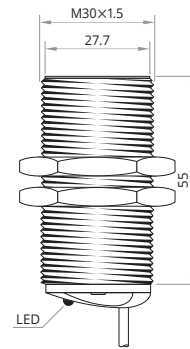
flush
bündig
M30×1.5 | 10 mm



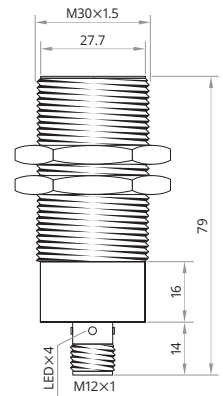
standard
Standard



standard
Standard



standard
Standard



Sensing distance S_n	Schaltabstand S_n	10 mm	10 mm	10 mm
Operating voltage	Betriebsspannung	20...250 V _{AC}	20...250 V _{AC}	20...250 V _{AC}
Reverse polarity protection	Verpolungsschutz	not required nicht nötig	not required nicht nötig	not required nicht nötig
Current consumption	Stromverbrauch	<3 mA	<3 mA	<3 mA
Current load capability	Ausgangsbelastbarkeit	400 mA	400 mA	400 mA
Voltage drop	Spannungsabfall	<8 V @ 400 mA	<8 V @ 400 mA	<8 V @ 400 mA
Switching frequency	Schaltfrequenz	25 Hz	25 Hz	25 Hz
Reduction factors	Reduktionsfaktoren	Alu 0.45 · Brs 0.50 · SS 0.85	Alu 0.45 · Brs 0.50 · SS 0.85	Alu 0.45 · Brs 0.50 · SS 0.85
Operating temperature	Betriebstemperatur	-25...+75 °C	-25...+75 °C	-25...+75 °C
Protection class	Schutzklasse	IP67	IP67	IP67
Sensing face material	Sensorflächenwerkstoff	POM	POM	POM
Housing material	Gehäusewerkstoff	brass Messing	brass Messing	brass Messing
Switching indicator	Schaltanzeige	built-in integriert	built-in integriert	built-in integriert
Connection	Anschluss	PVC, ultra-flex	PVC, ultra-flex	conn. M12 Stecker M12
Article code NO	┌	IPS30-S10AO40-A2P*	IPS30-S10AO55-A2P*	IPS30-S10AO79-A12*
Article code NC	└	IPS30-S10AC40-A2P*	IPS30-S10AC55-A2P*	IPS30-S10AC79-A12*

non-flush
nicht bündig
M30×1.5 | 15 mm



non-flush
nicht bündig
M30×1.5 | 15 mm



non-flush
nicht bündig
M30×1.5 | 15 mm



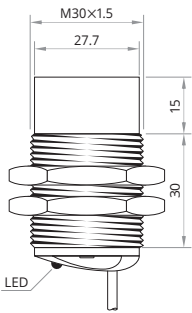
flush
bündig
M30×1.5 | 16 mm



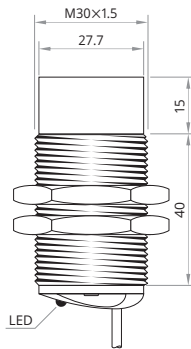
flush
bündig
M30×1.5 | 16 mm



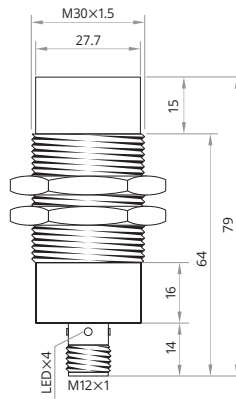
standard
Standard



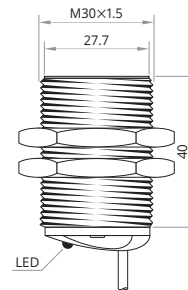
standard
Standard



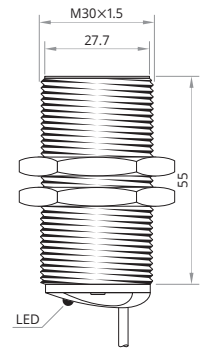
standard
Standard



increased
erhöht



increased
erhöht



15 mm	15 mm	15 mm	16 mm	16 mm
20...250 V _{AC}	20...250 V _{AC}	20...250 V _{AC}	20...250 V _{AC}	20...250 V _{AC}
not required nicht nötig	not required nicht nötig	not required nicht nötig	not required nicht nötig	not required nicht nötig
<3 mA	<3 mA	<3 mA	<3 mA	<3 mA
400 mA	400 mA	400 mA	400 mA	400 mA
<8 V @ 400 mA	<8 V @ 400 mA	<8 V @ 400 mA	<8 V @ 400 mA	<8 V @ 400 mA
25 Hz	25 Hz	25 Hz	25 Hz	25 Hz
Alu 0.45 · Brs 0.50 · SS 0.85	Alu 0.45 · Brs 0.50 · SS 0.85	Alu 0.45 · Brs 0.50 · SS 0.85	Alu 0.45 · Brs 0.50 · SS 0.85	Alu 0.45 · Brs 0.50 · SS 0.85
-25...+75 °C	-25...+75 °C	-25...+75 °C	-25...+75 °C	-25...+75 °C
IP67	IP67	IP67	IP67	IP67
POM	POM	POM	POM	POM
brass Messing	brass Messing	brass Messing	brass Messing	brass Messing
built-in integriert	built-in integriert	built-in integriert	built-in integriert	built-in integriert
PVC, ultra-flex	PVC, ultra-flex	conn. M12 Stecker M12	PVC, ultra-flex	PVC, ultra-flex
IPS30-N15AO45-A2P*	IPS30-N15AO55-A2P*	IPS30-N15AO79-A12*	IPS30-S16AO40-A2P	IPS30-S16AO55-A2P
IPS30-N15AC45-A2P*	IPS30-N15AC55-A2P*	IPS30-N15AC79-A12*	IPS30-S16AC40-A2P	IPS30-S16AC55-A2P

Inductive Proximity Switch 2-Wire Alternating Current

Induktive Näherungsschalter 2-Leiter Wechselstrom

flush
bündig
M30×1.5 | 16 mm



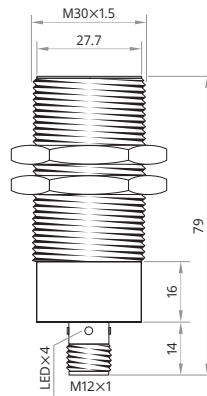
non-flush
nicht bündig
M30×1.5 | 25 mm



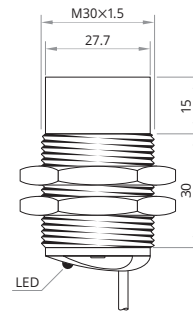
non-flush
nicht bündig
M30×1.5 | 25 mm



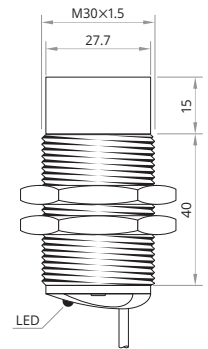
increased
erhöht



increased
erhöht



increased
erhöht

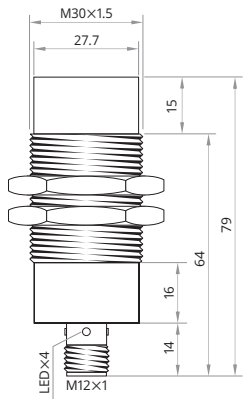


Sensing distance S_n	Schaltabstand S_n	16 mm	25 mm	25 mm
Operating voltage	Betriebsspannung	20...250 V _{AC}	20...250 V _{AC}	20...250 V _{AC}
Reverse polarity protection	Verpolungsschutz	not required nicht nötig	not required nicht nötig	not required nicht nötig
Current consumption	Stromverbrauch	<3 mA	<3 mA	<3 mA
Current load capability	Ausgangsbelastbarkeit	400 mA	400 mA	400 mA
Voltage drop	Spannungsabfall	<8 V @ 400 mA	<8 V @ 400 mA	<8 V @ 400 mA
Switching frequency	Schaltfrequenz	25 Hz	25 Hz	25 Hz
Reduction factors	Reduktionsfaktoren	Alu 0.45 · Brs 0.50 · SS 0.85	Alu 0.45 · Brs 0.50 · SS 0.85	Alu 0.45 · Brs 0.50 · SS 0.85
Operating temperature	Betriebstemperatur	-25...+75 °C	-25...+75 °C	-25...+75 °C
Protection class	Schutzklasse	IP67	IP67	IP67
Sensing face material	Sensorflächenwerkstoff	POM	POM	POM
Housing material	Gehäusewerkstoff	brass Messing	brass Messing	brass Messing
Switching indicator	Schaltanzeige	built-in integriert	built-in integriert	built-in integriert
Connection	Anschluss	conn. M12 Stecker M12	PVC, ultra-flex	PVC, ultra-flex
Article code NO	┌	IPS30-S16AO79-A12	IPS30-N25AO45-A2P	IPS30-N25AO55-A2P
Article code NC	└	IPS30-S16AC79-A12	IPS30-N25AC45-A2P	IPS30-N25AC55-A2P

non-flush
nicht bündig
M30×1.5 | 25 mm



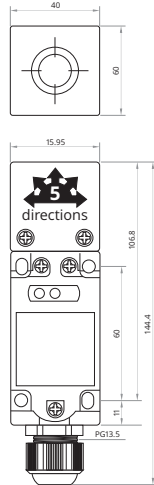
increased
erhöht



flush
bündig
40×40 mm | 15 mm



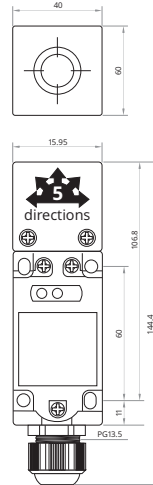
standard
Standard



flush
bündig
40×40 mm | 20 mm



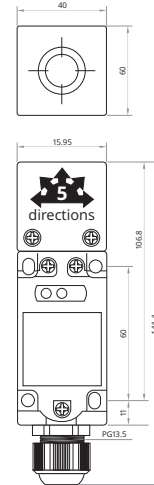
increased
erhöht



non-flush
nicht bündig
40×40 mm | 30 mm



increased
erhöht



25 mm	15 mm	20 mm	30 mm
20...250 V _{AC}	20...250 V _{AC}	20...250 V _{AC}	20...250 V _{AC}
not required nicht nötig	not required nicht nötig	not required nicht nötig	not required nicht nötig
<3 mA	<3 mA	<3 mA	<3 mA
400 mA	400 mA	400 mA	400 mA
<8 V @ 400 mA	<8 V @ 400 mA	<8 V @ 400 mA	<8 V @ 400 mA
25 Hz	25 Hz	25 Hz	25 Hz
Alu 0.45 · Brs 0.50 · SS 0.85	Alu 0.45 · Brs 0.50 · SS 0.85	Alu 0.45 · Brs 0.50 · SS 0.85	Alu 0.45 · Brs 0.50 · SS 0.85
-25...+75 °C	-25...+75 °C	-25...+75 °C	-25...+75 °C
IP67	IP67	IP67	IP67
POM	PBT	PBT	PBT
brass Messing	PBT	PBT	PBT
built-in integriert	built-in integriert	built-in integriert	built-in integriert
conn. M12 Stecker M12	PG13.5, terminal	PG13.5, terminal	PG13.5, terminal
IPS30-N25AO79-A12	IPS40-S15AOL-PG13*	IPS40-S20AOL-PG13	IPS40-N30AOL-PG13
IPS30-N25AC79-A12	IPS40-S15ACL-PG13*	IPS40-S20ACL-PG13	IPS40-N30ACL-PG13

XECRO reserves the right to make minor changes without prior notification.
XECRO behält sich das Recht auf geringe Änderungen ohne Ankündigung vor.

Inductive Proximity Switch
2-Wire DC NAMUR
Intrinsically Safe

Induktive Näherungsschalter
2-Leiter DC NAMUR

flush
bündig
Ø4 mm | 0.8 mm



flush
bündig
Ø4 mm | 0.8 mm



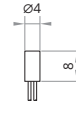
flush
bündig
Ø4 mm | 0.8 mm



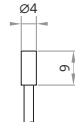
standard
Standard



standard
Standard



standard
Standard



Sensing distance S_n	Schaltabstand S_n	0.8 mm	0.8 mm	0.8 mm
Operating voltage	Betriebsspannung	6...12 V _{DC} , NAMUR	6...12 V _{DC} , NAMUR	6...12 V _{DC} , NAMUR
Reverse polarity protection	Verpolungsschutz	amplifier Verstärker	amplifier Verstärker	amplifier Verstärker
Current consumption	Stromverbrauch	>2.1 mA	>2.1 mA	>2.1 mA
Off-state current	Unbedämpfter Strom	<1.1 mA	<1.1 mA	<1.1 mA
Short circuit protection	Kurzschlusschutz	amplifier Verstärker	amplifier Verstärker	amplifier Verstärker
Voltage drop	Spannungsabfall	amplifier Verstärker	amplifier Verstärker	amplifier Verstärker
Switching frequency	Schaltfrequenz	2000 Hz	2000 Hz	2000 Hz
Reduction factors	Reduktionsfaktoren	Alu 0.45 · Brs 0.50 · SS 0.85	Alu 0.45 · Brs 0.50 · SS 0.85	Alu 0.45 · Brs 0.50 · SS 0.85
Operating temperature	Betriebstemperatur	-25...75 °C	-25...75 °C	-25...75 °C
Protection class	Schutzklasse	IP67	IP67	IP67
Sensing face material	Sensorflächenwerkstoff	POM	POM	POM
Housing material	Gehäusewerkstoff	SS304 V2A	SS304 V2A	SS304 V2A
Switching indicator	Schaltanzeige	amplifier Verstärker	amplifier Verstärker	amplifier Verstärker
Connection	Anschluss	PUR, ultra-flex	PUR, ultra-flex	PUR, ultra-flex
Article code		IPSD4-S08NA8-N2U	IPSD4-S08NA8-20F2	IPSD4-S08NA9-N2U

flush
bündig
Ø4 mm | 0.8 mm



flush
bündig
Ø4 mm | 0.8 mm



flush
bündig
Ø4 mm | 0.8 mm



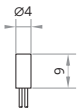
flush
bündig
M5 | 0.8 mm



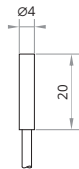
flush
bündig
M5 | 0.8 mm



standard
Standard



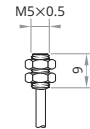
standard
Standard



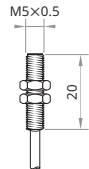
standard
Standard



standard
Standard



standard
Standard



0.8 mm		0.8 mm		0.8 mm		0.8 mm		0.8 mm	
6...12 V _{DC}	NAMUR	6...12 V _{DC}	NAMUR	6...12 V _{DC}	NAMUR	6...12 V _{DC}	NAMUR	6...12 V _{DC}	NAMUR
amplifier	Verstärker	amplifier	Verstärker	amplifier	Verstärker	amplifier	Verstärker	amplifier	Verstärker
>2.1 mA		>2.1 mA		>2.1 mA		>2.1 mA		>2.1 mA	
<1.1 mA		<1.1 mA		<1.1 mA		<1.1 mA		<1.1 mA	
amplifier	Verstärker	amplifier	Verstärker	amplifier	Verstärker	amplifier	Verstärker	amplifier	Verstärker
amplifier	Verstärker	amplifier	Verstärker	amplifier	Verstärker	amplifier	Verstärker	amplifier	Verstärker
2000 Hz		2000 Hz		2000 Hz		2000 Hz		2000 Hz	
Alu 0.45 · Brs 0.50 · SS 0.85		Alu 0.45 · Brs 0.50 · SS 0.85		Alu 0.45 · Brs 0.50 · SS 0.85		Alu 0.45 · Brs 0.50 · SS 0.85		Alu 0.45 · Brs 0.50 · SS 0.85	
-25...75 °C		-25...75 °C		-25...75 °C		-25...75 °C		-25...75 °C	
IP67		IP67		IP67		IP67		IP67	
POM		POM		POM		POM		POM	
SS304	V2A	SS304	V2A	SS304	V2A	SS304	V2A	SS304	V2A
amplifier	Verstärker	amplifier	Verstärker	amplifier	Verstärker	amplifier	Verstärker	amplifier	Verstärker
PUR, ultra-flex		PUR, ultra-flex		PUR, ultra-flex		PUR, ultra-flex		PUR, ultra-flex	
IPSD4-S08NA9-20F2		IPSD4-S08NA20-N2U		IPSD4-S08NA26-N2U		IP55-S08NA9-N2U		IP55-S08NA20-N2U	

Inductive Proximity Switch
2-Wire DC NAMUR
Intrinsically Safe

Induktive Näherungsschalter
2-Leiter DC NAMUR

flush
bündig
M5 | 0.8 mm



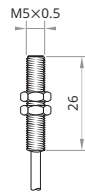
flush
bündig
M8 | 1 mm



non-flush
nicht bündig
M8 | 2 mm



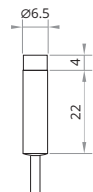
standard
Standard



standard
Standard



standard
Standard



Sensing distance S_n	Schaltabstand S_n	0.8 mm	1 mm	2 mm
Operating voltage	Betriebsspannung	6...12 V _{DC} , NAMUR	6...12 V _{DC} , NAMUR	6...12 V _{DC} , NAMUR
Reverse polarity protection	Verpolungsschutz	amplifier Verstärker	amplifier Verstärker	amplifier Verstärker
Current consumption	Stromverbrauch	>2.1 mA	>2.1 mA	>2.1 mA
Off-state current	Unbedämpfter Strom	<1.1 mA	<1.1 mA	<1.1 mA
Short circuit protection	Kurzschlusschutz	amplifier Verstärker	amplifier Verstärker	amplifier Verstärker
Voltage drop	Spannungsabfall	amplifier Verstärker	amplifier Verstärker	amplifier Verstärker
Switching frequency	Schaltfrequenz	2000 Hz	2000 Hz	1000 Hz
Reduction factors	Reduktionsfaktoren	Alu 0.45 · Brs 0.50 · SS 0.85	Alu 0.45 · Brs 0.50 · SS 0.85	Alu 0.45 · Brs 0.50 · SS 0.85
Operating temperature	Betriebstemperatur	-25...75 °C	-25...75 °C	-25...75 °C
Protection class	Schutzklasse	IP67	IP67	IP67
Sensing face material	Sensorflächenwerkstoff	POM	POM	POM
Housing material	Gehäusewerkstoff	SS304 V2A	SS304 V2A	SS304 V2A
Switching indicator	Schaltanzeige	amplifier Verstärker	amplifier Verstärker	amplifier Verstärker
Connection	Anschluss	PUR, ultra-flex	PVC, ultra-flex	PVC, ultra-flex
Article code		IPSS-S08NA26-N2U	IPSD6-S1NA26-N2P	IPSD6-N2NA26-N2P

flush
bündig
M8 | 1 mm



non-flush
nicht bündig
M8 | 2 mm



flush
bündig
M12 | 2 mm



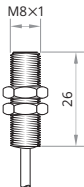
non-flush
nicht bündig
M12 | 4 mm



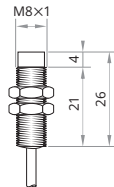
flush
bündig
M18 | 5 mm



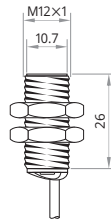
standard
Standard



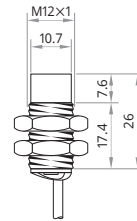
standard
Standard



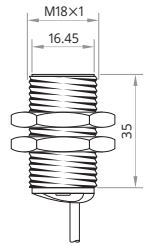
standard
Standard



standard
Standard



standard
Standard



1 mm		2 mm		2 mm		4 mm		5 mm	
6...12 V _{DC} , NAMUR		6...12 V _{DC} , NAMUR		6...12 V _{DC} , NAMUR		6...12 V _{DC} , NAMUR		6...12 V _{DC} , NAMUR	
amplifier	Verstärker	amplifier	Verstärker	amplifier	Verstärker	amplifier	Verstärker	amplifier	Verstärker
>2.1 mA		>2.1 mA		>2.1 mA		>2.1 mA		>2.1 mA	
<1.1 mA		<1.1 mA		<1.1 mA		<1.1 mA		<1.1 mA	
amplifier	Verstärker	amplifier	Verstärker	amplifier	Verstärker	amplifier	Verstärker	amplifier	Verstärker
amplifier	Verstärker	amplifier	Verstärker	amplifier	Verstärker	amplifier	Verstärker	amplifier	Verstärker
2000 Hz		1000 Hz		1000 Hz		500 Hz		500 Hz	
Alu 0.45 · Brs 0.50 · SS 0.85		Alu 0.45 · Brs 0.50 · SS 0.85		Alu 0.45 · Brs 0.50 · SS 0.85		Alu 0.45 · Brs 0.50 · SS 0.85		Alu 0.45 · Brs 0.50 · SS 0.85	
-25...75 °C		-25...75 °C		-25...75 °C		-25...75 °C		-25...75 °C	
IP67		IP67		IP67		IP67		IP67	
POM		POM		POM		POM		POM	
SS304	V2A	SS304	V2A	brass	Messing	brass	Messing	brass	Messing
amplifier	Verstärker	amplifier	Verstärker	amplifier	Verstärker	amplifier	Verstärker	amplifier	Verstärker
PVC, ultra-flex		PVC, ultra-flex		PVC, ultra-flex		PVC, ultra-flex		PVC, ultra-flex	
IPS8-S1NA26-N2P		IPS8-N2NA26-N2P		IPS12-S2NA26-N2P		IPS12-N4NA26-N2P		IPS18-S5NA30-N2P	

Inductive Proximity Switch
2-Wire DC NAMUR
Intrinsically Safe

Induktive Näherungsschalter
2-Leiter DC NAMUR

non-flush
nicht bündig
M18 | 8 mm



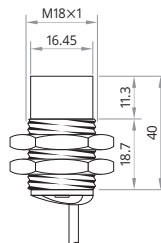
flush
bündig
M30 | 10 mm



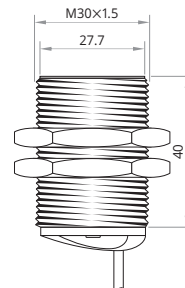
non-flush
nicht bündig
M30 | 15 mm



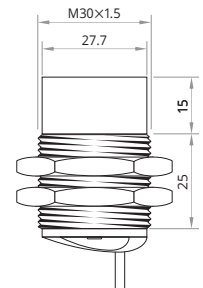
standard
Standard



standard
Standard



standard
Standard



Sensing distance S_n	Schaltabstand S_n	8 mm	10 mm	15 mm
Operating voltage	Betriebsspannung	6...12 V _{DC} , NAMUR	6...12 V _{DC} , NAMUR	6...12 V _{DC} , NAMUR
Reverse polarity protection	Verpolungsschutz	amplifier Verstärker	amplifier Verstärker	amplifier Verstärker
Current consumption	Stromverbrauch	>2.1 mA	>2.1 mA	>2.1 mA
Off-state current	Unbedämpfter Strom	<1.1 mA	<1.1 mA	<1.1 mA
Short circuit protection	Kurzschlusschutz	amplifier Verstärker	amplifier Verstärker	amplifier Verstärker
Voltage drop	Spannungsabfall	amplifier Verstärker	amplifier Verstärker	amplifier Verstärker
Switching frequency	Schaltfrequenz	300 Hz	500 Hz	500 Hz
Reduction factors	Reduktionsfaktoren	Alu 0.45 · Brs 0.50 · SS 0.85	Alu 0.45 · Brs 0.50 · SS 0.85	Alu 0.45 · Brs 0.50 · SS 0.85
Operating temperature	Betriebstemperatur	-25...75 °C	-25...75 °C	-25...75 °C
Protection class	Schutzklasse	IP67	IP67	IP67
Sensing face material	Sensorflächenwerkstoff	POM	POM	POM
Housing material	Gehäusewerkstoff	brass Messing	brass Messing	brass Messing
Switching indicator	Schaltanzeige	amplifier Verstärker	amplifier Verstärker	amplifier Verstärker
Connection	Anschluss	PVC, ultra-flex	PVC, ultra-flex	PVC, ultra-flex
Article code		IPS18-N8NA30-N2P	IPS30-S10NA40-N2U	IPS30-N15NA40-N2U

Benefits:

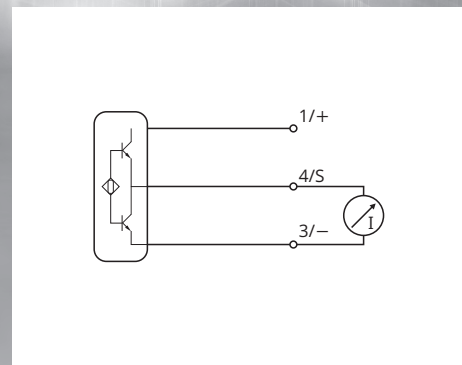
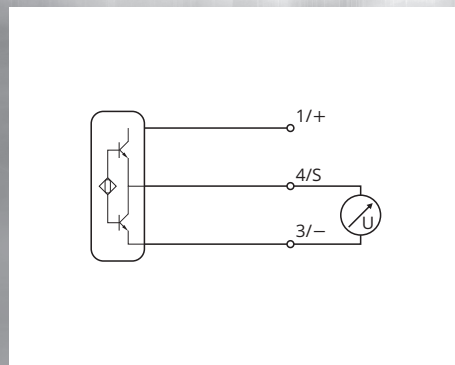
- ▶ Extra high measuring distances
- ▶ Excellent temperature stability
- ▶ Voltage output 10...0 V_{DC}
- ▶ Current output 20...0 mA *and* 20...4 mA, 0...20 mA, 4...20 mA

Vorteile:

- ▶ Extra hohe Messabstände
- ▶ Hervorragende Temperaturstabilität
- ▶ Spannungsausgang 10...0 V_{DC}
- ▶ Stromausgang 20...0 mA *und* 20...4 mA, 0...20 mA, 4...20 mA

Data sheets are available on <http://xecro.com>.

Datenblätter sind auf <http://xecro.com> verfügbar.



All devices of this section may not be used if the safety of persons rely on their faultless function!

Alle Geräte dieses Abschnittes dürfen nicht verwendet werden, wenn die Sicherheit von Personen von deren fehlerlosen Funktion abhängt!



Inductive Sensors 3-Wire DC Analog Output

XECRO sensors with analog output are able to measure precisely distances to metal objects. They are ideal for positioning, distance measurement, metal classification, or comparable applications. Analog current or voltage outputs are available with extended sensing distances in sizes ranging from M8 to M30.

Sensoren von XECRO mit Analogausgang können Abstände zu metallischen Objekten präzise messen. Sie sind ideal zur Positionseinstellung, Abstandsmessung, Metallunterscheidung oder ähnlichen Aufgaben. Analoge Strom- oder Spannungsausgänge mit erweitertem Schaltabstand gibt es in den Baugrößen M8 bis M30.

Inductive Proximity Switch 3-Wire DC Analog Output

Induktive Näherungsschalter 3-Leiter DC Analogausgang

flush
bündig
M8×1 | 0.6...3 mm



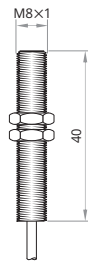
flush
bündig
M8×1 | 0.6...3 mm



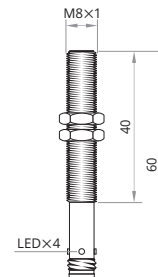
non-flush
nicht bündig
M8×1 | 1.1...6 mm



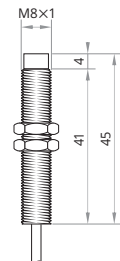
extended
erweitert



extended
erweitert



extended
erweitert



Sensing distance S_n	Schaltabstand S_n	0.6...3 mm	0.6...3 mm	1.1...6 mm
Operating voltage	Betriebsspannung	19...30 V _{DC}	19...30 V _{DC}	19...30 V _{DC}
Reverse polarity protection	Verpolungsschutz	built-in integriert	built-in integriert	built-in integriert
Current load capability	Ausgangsbelastbarkeit	<25 mA	<25 mA	<25 mA
Load resistor	Lastwiderstand	U: >2 kΩ, I: 400 Ω	U: >2 kΩ, I: 400 Ω	U: >2 kΩ, I: 400 Ω
Output characteristics*	Ausgangsverhalten*	10...0 V	10...0 V	10...0 V
Output sequence freq.	Ausgangsfolgefrequenz	100 Hz	100 Hz	100 Hz
Reduction factors	Reduktionsfaktoren	Alu 0.45 · Brs 0.50 · SS 0.85	Alu 0.45 · Brs 0.50 · SS 0.85	Alu 0.45 · Brs 0.50 · SS 0.85
Operating temperature	Betriebstemperatur	0...+70 °C	0...+70 °C	0...+70 °C
Protection class	Schutzklasse	IP67	IP67	IP67
Sensing face material	Sensorflächenwerkstoff	POM	POM	POM
Housing material	Gehäusewerkstoff	SS304 V2A	SS304 V2A	brass Messing
Connection	Anschluss	PVC, ultra-flex	conn. M8 Stecker M8	PVC, ultra-flex
Article code 10...0 V	Artikelcode 10...0 V	IA8-S3V010-N2P	IA8-S3V010-N8	IA8-N6V010-N2P
Article code 20...0 mA	Artikelcode 20...0 mA	IA8-S3I020-N2P	IA8-S3I020-N8	IA8-N6I020-N2P
Article code 20...4 mA	Artikelcode 20...4 mA	IA8-S3I420-N2P	IA8-S3I420-N8	IA8-N6I420-N2P

Mind O≠0, I≠I≠1, S≠5, B≠8.

O≠0, I≠I≠1, S≠5, B≠8 beachten.

* The output characteristics can be reversed upon request.

* Das Ausgangsverhalten kann auf Anfrage umgekehrt werden.

non-flush
nicht bündig
M8x1 | 1.1...6 mm



flush
bündig
M12x1 | 0.6...6 mm



flush
bündig
M12x1 | 0.6...6 mm



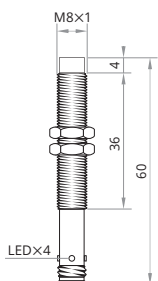
non-flush
nicht bündig
M12x1 | 3.1...10 mm



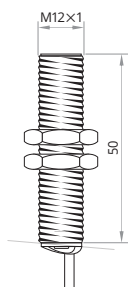
non-flush
nicht bündig
M12x1 | 3.1...10 mm



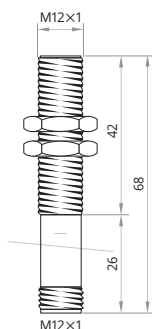
extended
erweitert



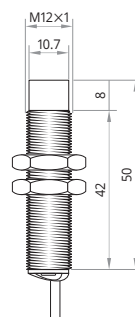
extended
erweitert



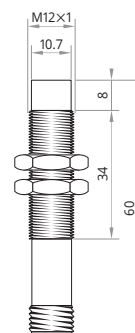
extended
erweitert



extended
erweitert



extended
erweitert



1.1...6 mm

19...30 V_{DC}
built-in integriert
<25 mA
U: >2 kΩ, I: 400 Ω
10...0 V
100 Hz
Alu 0.45 · Brs 0.50 · SS 0.85
0...+70 °C
IP67
POM
brass Messing
conn. M8 Stecker M8
IA8-N6V010-N8
IA8-N6I020-N8
IA8-N6I420-N8

0.6...6 mm

19...30 V_{DC}
built-in integriert
<25 mA
U: >2 kΩ, I: 400 Ω
10...0 V
100 Hz
Alu 0.45 · Brs 0.50 · SS 0.85
0...+70 °C
IP67
POM
brass Messing
PVC, ultra-flex
IA12-S6V010-N2P
IA12-S6I020-N2P
IA12-S6I420-N2P

0.6...6 mm

19...30 V_{DC}
built-in integriert
<25 mA
U: >2 kΩ, I: 400 Ω
10...0 V
100 Hz
Alu 0.45 · Brs 0.50 · SS 0.85
0...+70 °C
IP67
POM
brass Messing
conn. M12 Stecker M12
IA12-S6V010-N12
IA12-S6I020-N12
IA12-S6I420-N12

3.1...10 mm

19...30 V_{DC}
built-in integriert
<25 mA
U: >2 kΩ, I: 400 Ω
10...0 V
100 Hz
Alu 0.45 · Brs 0.50 · SS 0.85
0...+70 °C
IP67
POM
brass Messing
PVC, ultra-flex
IA12-N10V010-N2P
IA12-N10I020-N2P
IA12-N10I420-N2P

3.1...10 mm

19...30 V_{DC}
built-in integriert
<25 mA
U: >2 kΩ, I: 400 Ω
10...0 V
100 Hz
Alu 0.45 · Brs 0.50 · SS 0.85
0...+70 °C
IP67
POM
brass Messing
conn. M12 Stecker M12
IA12-N10V010-N12
IA12-N10I020-N12
IA12-N10I420-N12

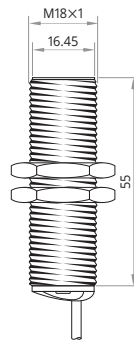
Inductive Proximity Switch 3-Wire DC Analog Output

Induktive Näherungsschalter 3-Leiter DC Analogausgang

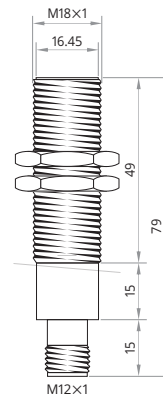
flush bündig flush bündig non-flush nicht bündig
M18×1 | 3.1...10 mm M18×1 | 3.1...10 mm M18×1 | 7.3...20 mm



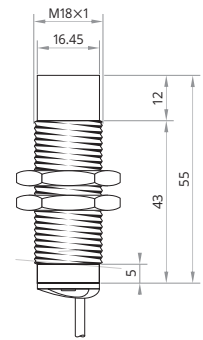
extended
erweitert



extended
erweitert



extended
erweitert



Sensing distance S_n	Schaltabstand S_n	3.1...10 mm	3.1...10 mm	7.3...20 mm
Operating voltage	Betriebsspannung	19...30 V _{DC}	19...30 V _{DC}	19...30 V _{DC}
Reverse polarity protection	Verpolungsschutz	built-in integriert	built-in integriert	built-in integriert
Current load capability	Ausgangsbelastbarkeit	<25 mA	<25 mA	<25 mA
Load resistor	Lastwiderstand	U: >2 kΩ, I: 400 Ω	U: >2 kΩ, I: 400 Ω	U: >2 kΩ, I: 400 Ω
Output characteristics*	Ausgangsverhalten*	10...0 V	10...0 V	10...0 V
Output sequence freq.	Ausgangsfolgefrequenz	100 Hz	100 Hz	100 Hz
Reduction factors	Reduktionsfaktoren	Alu 0.45 · Brs 0.50 · SS 0.85	Alu 0.45 · Brs 0.50 · SS 0.85	Alu 0.45 · Brs 0.50 · SS 0.85
Operating temperature	Betriebstemperatur	0...+70 °C	0...+70 °C	0...+70 °C
Protection class	Schutzklasse	IP67	IP67	IP67
Sensing face material	Sensorflächenwerkstoff	POM	POM	POM
Housing material	Gehäusewerkstoff	brass Messing	brass Messing	brass Messing
Connection	Anschluss	PVC, ultra-flex	conn. M12 Stecker M12	PVC, ultra-flex
Article code 10...0 V	Artikelcode 10...0 V	IA18-S10V010-N2P	IA18-S10V010-N12	IA18-N20V010-N2P
Article code 20...0 mA	Artikelcode 20...0 mA	IA18-S10I020-N2P	IA18-S10I020-N12	IA18-N20I020-N2P
Article code 20...4 mA	Artikelcode 20...4 mA	IA18-S10I420-N2P	IA18-S10I420-N12	IA18-N20I420-N2P

Mind O≠0, I≠1, S≠5, B≠8.

O≠0, I≠1, S≠5, B≠8 beachten.

* The output characteristics can be reversed upon request.

* Das Ausgangsverhalten kann auf Anfrage umgekehrt werden.

non-flush nicht bündig M18×1 | 7.3...20 mm flush bündig M30×1.5 | 7.3...20 mm flush bündig M30×1.5 | 7.3...20 mm non-flush nicht bündig M30×1.5 | 17.6...40 mm non-flush nicht bündig M30×1.5 | 17.6...40 mm



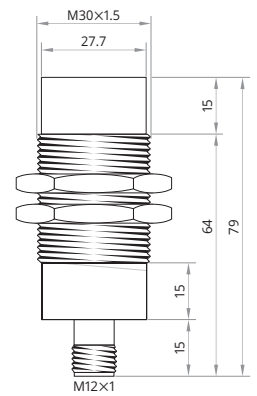
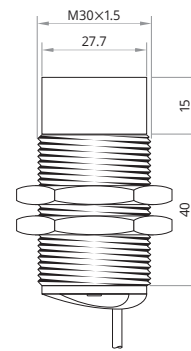
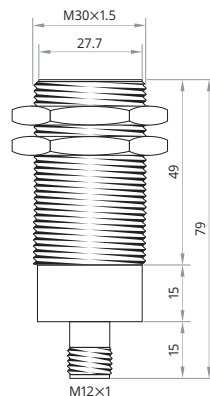
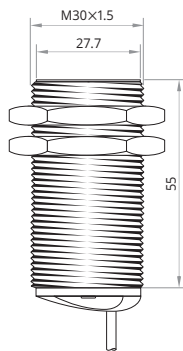
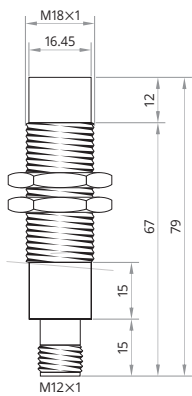
extended erweitert

extended erweitert

extended erweitert

extended erweitert

extended erweitert



7.3...20 mm		7.3...20 mm		7.3...20 mm		17.6...40 mm		17.6...40 mm	
19...30 V _{DC}		19...30 V _{DC}		19...30 V _{DC}		19...30 V _{DC}		19...30 V _{DC}	
built-in	integriert	built-in	integriert	built-in	integriert	built-in	integriert	built-in	integriert
<25 mA		<25 mA		<25 mA		<25 mA		<25 mA	
U: >2 kΩ, I: 400 Ω		U: >2 kΩ, I: 400 Ω		U: >2 kΩ, I: 400 Ω		U: >2 kΩ, I: 400 Ω		U: >2 kΩ, I: 400 Ω	
10...0 V		10...0 V		10...0 V		10...0 V		10...0 V	
100 Hz		100 Hz		100 Hz		100 Hz		100 Hz	
Alu 0.45 · Brs 0.50 · SS 0.85		Alu 0.45 · Brs 0.50 · SS 0.85		Alu 0.45 · Brs 0.50 · SS 0.85		Alu 0.45 · Brs 0.50 · SS 0.85		Alu 0.45 · Brs 0.50 · SS 0.85	
0...+70 °C		0...+70 °C		0...+70 °C		0...+70 °C		0...+70 °C	
IP67		IP67		IP67		IP67		IP67	
POM		POM		POM		POM		POM	
brass	Messing	brass	Messing	brass	Messing	brass	Messing	brass	Messing
conn. M12	Stecker M12	PVC, ultra-flex		conn. M12	Stecker M12	PVC, ultra-flex		conn. M12	Stecker M12
IA18-N20V010-N12		IA30-S20V010-N2P		IA30-S20V010-N12		IA30-N40V010-N2P		IA30-N40V010-N12	
IA18-N20I020-N12		IA30-S20I020-N2P		IA30-S20I020-N12		IA30-N40I020-N2P		IA30-N40I020-N12	
IA18-N20I420-N12		IA30-S20I420-N2P		IA30-S20I420-N12		IA30-N40I420-N2P		IA30-N40I420-N12	

Benefits:

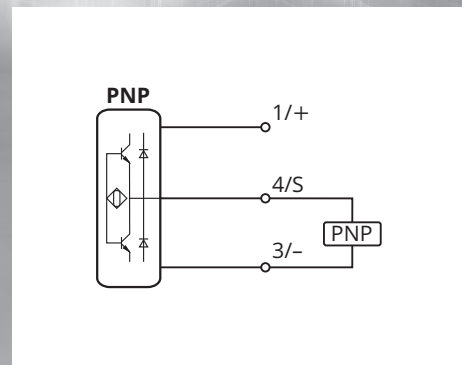
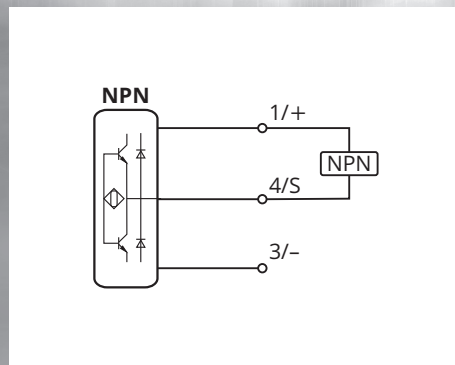
- ▶ Precise metal classification
- ▶ Sturdy Metal-Face housing
- ▶ For waste or metal sorting

Vorteile:

- ▶ Präzise Metallbestimmung
- ▶ Robustes Vollmetallgehäuse
- ▶ Für Müll- oder Metallsortierung

Data sheets are available on <http://xecro.com>.

Datenblätter sind auf <http://xecro.com> verfügbar.



All devices of this section may not be used if the safety of persons rely on their faultless function!

Alle Geräte dieses Abschnittes dürfen nicht verwendet werden, wenn die Sicherheit von Personen von deren fehlerlosen Funktion abhängt!

Inductive Sensors

3-Wire DC Ferrous | Non-Ferrous Detection



The sensors of the Ferrous | Non-Ferrous Series from XECRO are derived of our sturdy Metal-Face Housing Series specialized to work with ferrous or non-ferrous metals in order to classify precisely metals.

Die Sensoren der Eisenmetall- | Nichteisenmetall-Baureihe von XECRO gehen aus der Vollmetallgehäuse-Baureihe hervor und sind spezialisiert auf Eisenmetalle oder Nichteisenmetalle, um Metalle präzise zu klassifizieren.

Inductive Proximity Switch
**3-Wire DC Ferrous |
Non-Ferrous Detection**

Induktive Näherungsschalter
**3-Leiter DC Eisenmetall- |
Nichteisenmetall-Erkennung**

flush
bündig
M12×1 | 2 mm



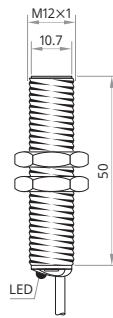
flush
bündig
M12×1 | 2 mm



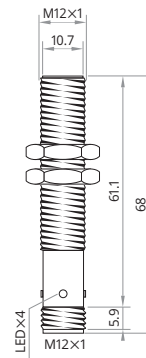
non-flush
nicht bündig
M12×1 | 4 mm



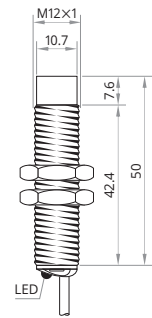
standard
Standard



standard
Standard



standard
Standard



Sensing distance S_n	Schaltabstand S_n	2 mm		2 mm		4 mm	
Operating voltage	Betriebsspannung	10...30 V _{DC}		10...30 V _{DC}		10...30 V _{DC}	
Reverse polarity protection	Verpolungsschutz	built-in	integriert	built-in	integriert	built-in	integriert
Current consumption	Stromverbrauch	<8 mA		<8 mA		<8 mA	
Current load capability	Ausgangsbelastbarkeit	200 mA		200 mA		200 mA	
Short circuit protection	Kurzschlusschutz	built-in	integriert	built-in	integriert	built-in	integriert
Voltage drop	Spannungsabfall	<1.5 V @ 200 mA		<1.5 V @ 200 mA		<1.5 V @ 200 mA	
Switching frequency	Schaltfrequenz	2000 Hz		2000 Hz		2000 Hz	
Reduction factors	Reduktionsfaktoren	Alu 0.45 · Brs 0.50 · SS 0.85		Alu 0.45 · Brs 0.50 · SS 0.85		Alu 0.45 · Brs 0.50 · SS 0.85	
Operating temperature	Betriebstemperatur	-25...+75 °C		-25...+75 °C		-25...+75 °C	
Protection class	Schutzklasse	IP69k, IP67 connector		IP69k, IP67 connector		IP69k, IP67 connector	
Sensing face material	Sensorflächenwerkstoff	SS304	V2A	SS304	V2A	SS304	V2A
Housing material	Gehäusewerkstoff	SS304	V2A	SS304	V2A	SS304	V2A
Switching indicator	Schaltanzeige	built-in	integriert	built-in	integriert	built-in	integriert
Connection	Anschluss	PVC, ultra-flex		conn. M12	Stecker M12	PVC, ultra-flex	
Article code Fe PNP, NO	Ferrous \swarrow	IFE12-S2PO50-A2P		IFE12-S2PO68-A12		IFE12-N4PO50-A2P	
Article code Fe PNP, NC	Ferrous \swarrow	IFE12-S2PC50-A2P		IFE12-S2PC68-A12		IFE12-N4PC50-A2P	
Article code Fe NPN, NO	Ferrous \swarrow	IFE12-S2NO50-A2P		IFE12-S2NO68-A12		IFE12-N4NO50-A2P	
Article code Fe NPN, NC	Ferrous \swarrow	IFE12-S2NC50-A2P		IFE12-S2NC68-A12		IFE12-N4NC50-A2P	
Article code NFe PNP, NO	Non-ferrous \swarrow	INF12-S2PO50-A2P		INF12-S2PO68-A12		INF12-N4PO50-A2P	
Article code NFe PNP, NC	Non-ferrous \swarrow	INF12-S2PC50-A2P		INF12-S2PC68-A12		INF12-N4PC50-A2P	
Article code NFe NPN, NO	Non-ferrous \swarrow	INF12-S2NO50-A2P		INF12-S2NO68-A12		INF12-N4NO50-A2P	
Article code NFe NPN, NC	Non-ferrous \swarrow	INF12-S2NC50-A2P		INF12-S2NC68-A12		INF12-N4NC50-A2P	

Mind O=0, I≠I≠1, S≠5, B≠8.

O=0, I≠I≠1, S≠5, B≠8 beachten.

non-flush
nicht bündig
M12x1 | 4 mm



flush
bündig
M18x1 | 5 mm



flush
bündig
M18x1 | 5 mm



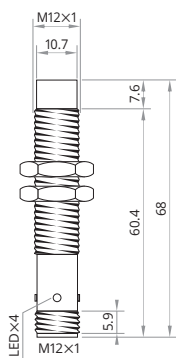
non-flush
nicht bündig
M18x1 | 8 mm



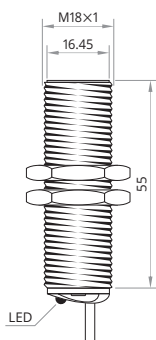
non-flush
nicht bündig
M18x1 | 8 mm



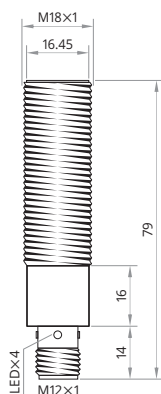
standard
Standard



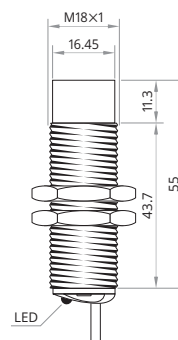
standard
Standard



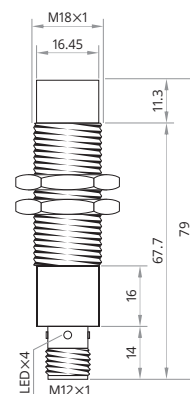
standard
Standard



standard
Standard



standard
Standard



4 mm	5 mm	5 mm	8 mm	8 mm
10...30 V _{DC}	10...30 V _{DC}	10...30 V _{DC}	10...30 V _{DC}	10...30 V _{DC}
built-in integriert	built-in integriert	built-in integriert	built-in integriert	built-in integriert
<8 mA	<8 mA	<8 mA	<8 mA	<8 mA
200 mA	200 mA	200 mA	200 mA	200 mA
built-in integriert	built-in integriert	built-in integriert	built-in integriert	built-in integriert
<1.5 V @ 200 mA	<1.5 V @ 200 mA	<1.5 V @ 200 mA	<1.5 V @ 200 mA	<1.5 V @ 200 mA
2000 Hz	1000 Hz	1000 Hz	500 Hz	500 Hz
Alu 0.45 · Brs 0.50 · SS 0.85	Alu 0.45 · Brs 0.50 · SS 0.85	Alu 0.45 · Brs 0.50 · SS 0.85	Alu 0.45 · Brs 0.50 · SS 0.85	Alu 0.45 · Brs 0.50 · SS 0.85
-25...+75 °C	-25...+75 °C	-25...+75 °C	-25...+75 °C	-25...+75 °C
IP69k, IP67 connector	IP69k, IP67 connector	IP69k, IP67 connector	IP69k, IP67 connector	IP69k, IP67 connector
SS304 V2A	SS304 V2A	SS304 V2A	SS304 V2A	SS304 V2A
SS304 V2A	SS304 V2A	SS304 V2A	SS304 V2A	SS304 V2A
built-in integriert	built-in integriert	built-in integriert	built-in integriert	built-in integriert
conn. M12 Stecker M12	PVC, ultra-flex	conn. M12 Stecker M12	PVC, ultra-flex	conn. M12 Stecker M12
IFE12-N4PO68-A12	IFE18-S5PO55-A2P	IFE18-S5PO79-A12	IFE18-N8PO55-A2P	IFE18-N8PO79-A12
IFE12-N4PC68-A12	IFE18-S5PC55-A2P	IFE18-S5PC79-A12	IFE18-N8PC55-A2P	IFE18-N8PC79-A12
IFE12-N4NO68-A12	IFE18-S5NO55-A2P	IFE18-S5NO79-A12	IFE18-N8NO55-A2P	IFE18-N8NO79-A12
IFE12-N4NC68-A12	IFE18-S5NC55-A2P	IFE18-S5NC79-A12	IFE18-N8NC55-A2P	IFE18-N8NC79-A12
INF12-N4PO68-A12	INF18-S5PO55-A2P	INF18-S5PO79-A12	INF18-N8PO55-A2P	INF18-N8PO79-A12
INF12-N4PC68-A12	INF18-S5PC55-A2P	INF18-S5PC79-A12	INF18-N8PC55-A2P	INF18-N8PC79-A12
INF12-N4NO68-A12	INF18-S5NO55-A2P	INF18-S5NO79-A12	INF18-N8NO55-A2P	INF18-N8NO79-A12
INF12-N4NC68-A12	INF18-S5NC55-A2P	INF18-S5NC79-A12	INF18-N8NC55-A2P	INF18-N8NC79-A12

XECRO reserves the right to make minor changes without prior notification.
XECRO behält sich das Recht auf geringe Änderungen ohne Ankündigung vor.

Benefits:

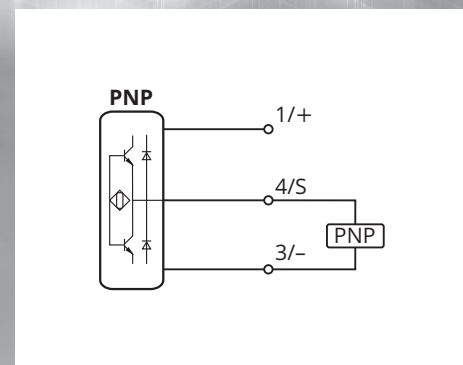
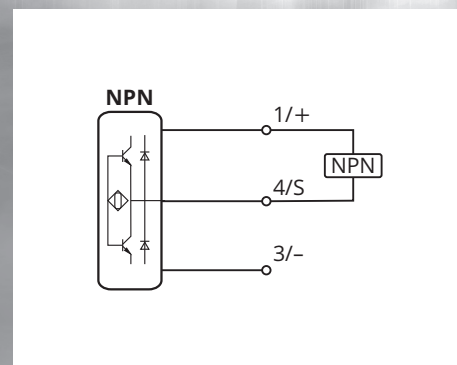
- ▶ Static and dynamic detection
- ▶ High resolution
- ▶ Adjustable impulse lengthening
- ▶ Short response time
- ▶ Connectable in series
- ▶ Connector parallel or in right angle for optimal conduit routing

Vorteile:

- ▶ Statische und dynamische Erfassung
- ▶ Hohe Auflösung
- ▶ Einstellbare Impulsverlängerung
- ▶ Kurze Ansprechzeit
- ▶ In Reihe schaltbar
- ▶ Parallele und rechtwinklige Stecker für eine optimale Leitungsführung

Data sheets are available on <http://xecro.com>.

Datenblätter sind auf <http://xecro.com> verfügbar.



All devices of this section may not be used if the safety of persons rely on their faultless function!

Alle Geräte dieses Abschnittes dürfen nicht verwendet werden, wenn die Sicherheit von Personen von deren fehlerlosen Funktion abhängt!



Inductive Sensors 3-Wire DC Ring Sensors


Metallic small parts are detected statically or dynamically by ring sensors from XECRO, e.g. in the feed line (also wire breakage) or in the ejection. Static detection means that the output is on as long as an object is located in the sensing range. Dynamic detection means that the sensor switches when a metallic object is moving in the sensing range, thus, even tiny and very fast travelling objects are detected. Due to the high resolution, a short response time, an adjustable impulse lengthening, and a change-over switch to select normally closed or normally open function, XECRO ring sensors are suitable for general purposes. They are shielded in the best possible way against interferences, so they can be connected in series or on metallic components. The M12 connector is mounted parallel or in a right angle to the conduit for an optimal conduit routing. They are protected against short circuit, polarity reversal, and overload.

Mit induktiven Ringsensoren von XECRO werden metallische Kleinteile statisch oder dynamisch erfasst, zum Beispiel in der Zuführung (auch Drahtbruch) oder im Auswurf. Statisch heißt, dass der Ausgang geschaltet ist solange wie das Objekt sich im Erfassungsbereich befindet. Dynamisch heißt, dass der Sensor schaltet sobald sich ein metallisches Objekt im Erfassungsbereich bewegt, so dass auch winzige und sehr schnelle Objekte erkannt werden. Durch eine hohe Auflösung, kurze Ansprechzeit, einstellbare Impulsverlängerung und einen Umschalter zwischen Schließer- und Öffnerfunktion sind XECROs Ringsensoren universell einsetzbar. Sie sind gegen Störeinflüsse bestmöglich abgeschirmt, so dass sie in Reihe und auch an Metallteilen eingebaut werden können. Für eine optimale Leitungsführung ist der M12-Stecker rechtwinklig oder parallel zum Leitungsverlauf angebracht. Sie sind gegen Kurzschluss, Verpolung und Überlast geschützt.

Inductive Proximity Switch 3-Wire DC Ring Sensors

Induktive Näherungsschalter 3-Leiter DC Ringsensoren

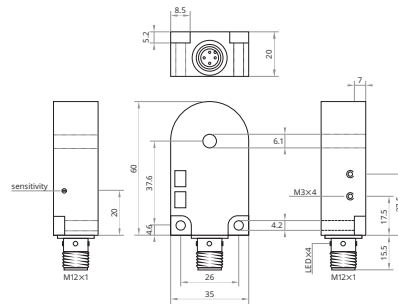
adjustable, $\varnothing > 1$ mm
einstellbar, $\varnothing > 1$ mm
 $\varnothing 6.1$ mm



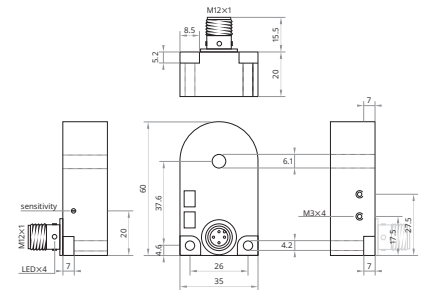
adjustable, $\varnothing > 1$ mm
einstellbar, $\varnothing > 1$ mm
 $\varnothing 6.1$ mm



static
statisch




static
statisch



Resolution	Auflösung	adjustable, $\varnothing > 1$ mm		adjustable, $\varnothing > 1$ mm	
Operating voltage	Betriebsspannung	10...30 V _{DC}		10...30 V _{DC}	
Reverse polarity protection	Verpolungsschutz	built-in	integriert	built-in	integriert
Current consumption	Stromverbrauch	<10 mA		<10 mA	
Current load capability	Ausgangsbelaubarkeit	200 mA		200 mA	
Short circuit protection	Kurzschlusschutz	built-in	integriert	built-in	integriert
Voltage drop	Spannungsabfall	<2 V @ 200 mA		<2 V @ 200 mA	
Adjustment	Einstellung	multi-turn pot	Mehrgangpoti	multi-turn pot	Mehrgangpoti
Object speed	Teilegeschwindigkeit	— <20 m/s (<115 ft/s)		— <20 m/s (<115 ft/s)	
Response · Release time	Ansprechzeit · Abfallzeit	0.5 ms 10 ms		0.5 ms 10 ms	
Operating temperature	Betriebstemperatur	-25...+70 °C		-25...+70 °C	
Protection class	Schutzklasse	IP67		IP67	
Ring material	Ringwerkstoff	PBT		PBT	
Housing material	Gehäusewerkstoff	PA 6,6		PA 6,6	
Switching indicator	Schaltanzeige	built-in	integriert	built-in	integriert
Connection	Anschluss	conn. M12	Stecker M12	conn. M12	Stecker M12
Article code PNP, NO	↘	IR6S-PO-A12		IR6S-PO-RA12	
Article code PNP, NC	↗	IR6S-PC-A12		IR6S-PC-RA12	
Article code NPN, NO	↘	IR6S-NO-A12		IR6S-NO-RA12	
Article code NPN, NC	↗	IR6S-NC-A12		IR6S-NC-RA12	


adjustable, $\varnothing > 1$ mm
einstellbar, $\varnothing > 1$ mm
 $\varnothing 10.1$ mm



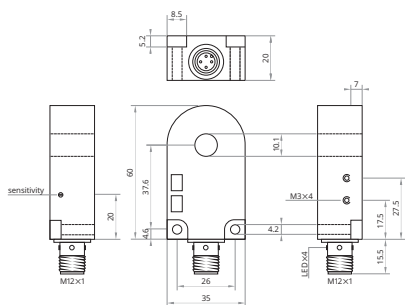
adjustable, $\varnothing > 1$ mm
einstellbar, $\varnothing > 1$ mm
 $\varnothing 10.1$ mm



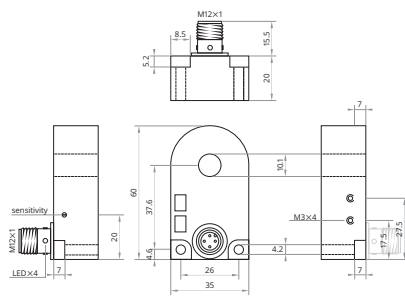
adjustable, $\varnothing > 2$ mm
einstellbar, $\varnothing > 2$ mm
 $\varnothing 15.1$ mm



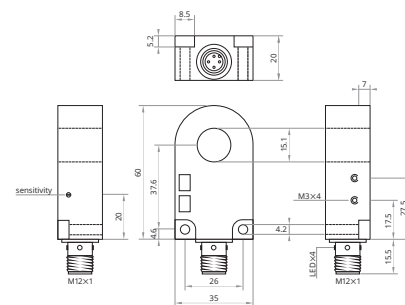
static
statisch



static
statisch



static
statisch



adjustable, $\varnothing > 1$ mm

10...30 V _{DC}	
built-in	integriert
<10 mA	
200 mA	
built-in	integriert
<2 V @ 200 mA	
multi-turn pot	Mehrgangpoti
— <20 m/s (<115 ft/s)	
0.5 ms 10 ms	
-25...+70 °C	
IP67	
PBT	
PA 6,6	
built-in	integriert
conn. M12	Stecker M12
IR10S-PO-A12	
IR10S-PC-A12	
IR10S-NO-A12	
IR10S-NC-A12	

adjustable, $\varnothing > 1$ mm

10...30 V _{DC}	
built-in	integriert
<10 mA	
200 mA	
built-in	integriert
<2 V @ 200 mA	
multi-turn pot	Mehrgangpoti
— <20 m/s (<115 ft/s)	
0.5 ms 10 ms	
-25...+70 °C	
IP67	
PBT	
PA 6,6	
built-in	integriert
conn. M12	Stecker M12
IR10S-PO-RA12	
IR10S-PC-RA12	
IR10S-NO-RA12	
IR10S-NC-RA12	

adjustable, $\varnothing > 2$ mm

10...30 V _{DC}	
built-in	integriert
<10 mA	
200 mA	
built-in	integriert
<2 V @ 200 mA	
multi-turn pot	Mehrgangpoti
— <20 m/s (<115 ft/s)	
0.5 ms 10 ms	
-25...+70 °C	
IP67	
PBT	
PA 6,6	
built-in	integriert
conn. M12	Stecker M12
IR15S-PO-A12	
IR15S-PC-A12	
IR15S-NO-A12	
IR15S-NC-A12	


Inductive Proximity Switch 3-Wire DC Ring Sensors

Induktive Näherungsschalter 3-Leiter DC Ringsensoren

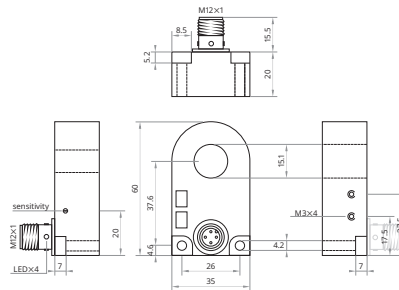
adjustable, $\varnothing > 2$ mm
einstellbar, $\varnothing > 2$ mm
 $\varnothing 15.1$ mm



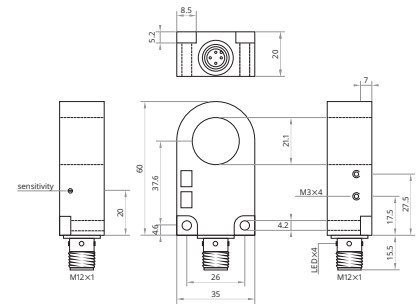
adjustable, $\varnothing > 2$ mm
einstellbar, $\varnothing > 2$ mm
 $\varnothing 21.1$ mm



static
statisch




static
statisch

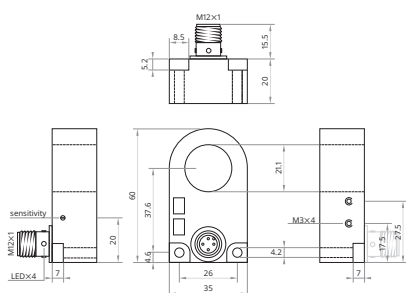


Resolution	Auflösung	adjustable, $\varnothing > 2$ mm		adjustable, $\varnothing > 2$ mm	
Operating voltage	Betriebsspannung	10...30 V _{DC}		10...30 V _{DC}	
Reverse polarity protection	Verpolungsschutz	built-in	integriert	built-in	integriert
Current consumption	Stromverbrauch	<10 mA		<10 mA	
Current load capability	Ausgangsbelastbarkeit	200 mA		200 mA	
Short circuit protection	Kurzschlusschutz	built-in	integriert	built-in	integriert
Voltage drop	Spannungsabfall	<2 V @ 200 mA		<2 V @ 200 mA	
Adjustment	Einstellung	multi-turn pot	Mehrgangpoti	multi-turn pot	Mehrgangpoti
Object speed	Teilegeschwindigkeit	— <20 m/s (<115 ft/s)		— <20 m/s (<115 ft/s)	
Response · Release time	Ansprechzeit · Abfallzeit	0.5 ms 10 ms		0.5 ms 10 ms	
Operating temperature	Betriebstemperatur	-25...+70 °C		-25...+70 °C	
Protection class	Schutzklasse	IP67		IP67	
Ring material	Ringwerkstoff	PBT		PBT	
Housing material	Gehäusewerkstoff	PA 6,6		PA 6,6	
Switching indicator	Schaltanzeige	built-in	integriert	built-in	integriert
Connection	Anschluss	conn. M12	Stecker M12	conn. M12	Stecker M12
Article code PNP, NO	↘	IR15S-PO-RA12		IR21S-PO-A12	
Article code PNP, NC	↗	IR15S-PC-RA12		IR21S-PC-A12	
Article code NPN, NO	↘	IR15S-NO-RA12		IR21S-NO-A12	
Article code NPN, NC	↗	IR15S-NC-RA12		IR21S-NC-A12	

adjustable, $\varnothing > 2$ mm
einstellbar, $\varnothing > 2$ mm
 $\varnothing 21.1$ mm



static
statisch



adjustable, $\varnothing > 2$ mm

10...30 V_{DC}

built-in integriert

<10 mA

200 mA

built-in integriert

<2 V @ 200 mA

multi-turn pot Mehrgangpoti

— | <20 m/s (<115 ft/s)

0.5 ms | 10 ms

-25...+70 °C

IP67

PBT

PA 6,6

built-in integriert

conn. M12 Stecker M12

IR21S-PO-RA12

IR21S-PC-RA12


IR21S-NO-RA12

IR21S-NC-RA12

Inductive Proximity Switch 3-Wire DC Ring Sensors

Induktive Näherungsschalter 3-Leiter DC Ringsensoren

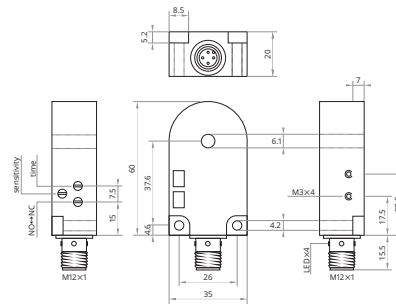
adjustable, $\varnothing > 0.5$ mm
einstellbar, $\varnothing > 0.5$ mm
 $\varnothing 6.1$ mm



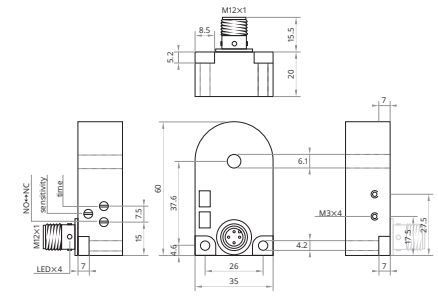
adjustable, $\varnothing > 0.5$ mm
einstellbar, $\varnothing > 0.5$ mm
 $\varnothing 6.1$ mm



static | enhanced settings
statisch | erweiterte Einstellungen




static | enhanced settings
statisch | erweiterte Einstellungen



Resolution	Auflösung	adjustable, $\varnothing > 0.5$ mm		adjustable, $\varnothing > 0.5$ mm	
Operating voltage	Betriebsspannung	10...30 V _{DC}		10...30 V _{DC}	
Reverse polarity protection	Verpolungsschutz	built-in	integriert	built-in	integriert
Current consumption	Stromverbrauch	<10 mA		<10 mA	
Current load capability	Ausgangselastbarkeit	200 mA		200 mA	
Short circuit protection	Kurzschlusschutz	built-in	integriert	built-in	integriert
Impulse lengthening	Impulsverlängerung	0...150 ms		0...150 ms	
Voltage drop	Spannungsabfall	<2 V @ 200 mA		<2 V @ 200 mA	
Adjustment	Einstellung	multi-turn pot	Mehrgangpoti	multi-turn pot	Mehrgangpoti
Object speed	Teilegeschwindigkeit	0.1...35 m/s (0.3...115 ft/s)		0.1...35 m/s (0.3...115 ft/s)	
Response · Release time	Ansprechzeit · Abfallzeit	0.2 ms 0.2 ms		0.2 ms 0.2 ms	
Operating temperature	Betriebstemperatur	-25...+70 °C		-25...+70 °C	
Protection class	Schutzklasse	IP67		IP67	
Ring material	Ringwerkstoff	PBT		PBT	
Housing material	Gehäusewerkstoff	PA 6,6		PA 6,6	
Switching indicator	Schaltanzeige	built-in	integriert	built-in	integriert
Connection	Anschluss	conn. M12	Stecker M12	conn. M12	Stecker M12
Article code PNP, NO ↔ NC	↘ ↔ ↗	IR6S-PS-A12		IR6S-PS-RA12	
Article code NPN, NO ↔ NC	↘ ↔ ↗	IR6S-NS-A12		IR6S-NS-RA12	


adjustable, $\varnothing > 0.6$ mm
einstellbar, $\varnothing > 0.6$ mm
 $\varnothing 10.1$ mm



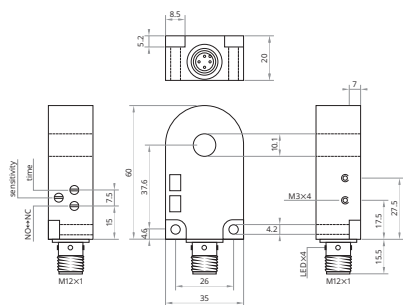
adjustable, $\varnothing > 0.6$ mm
einstellbar, $\varnothing > 0.6$ mm
 $\varnothing 10.1$ mm



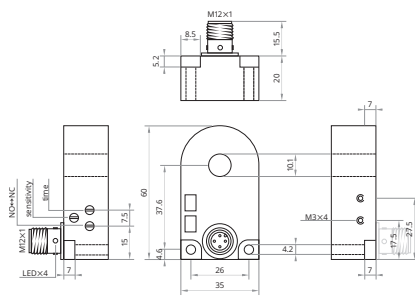
adjustable, $\varnothing > 0.8$ mm
einstellbar, $\varnothing > 0.8$ mm
 $\varnothing 15.1$ mm



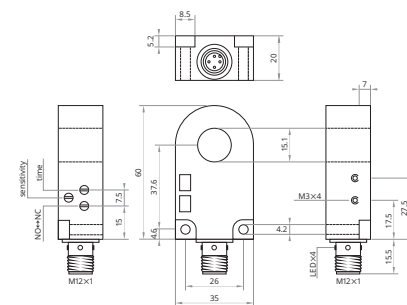
static | enhanced settings
statisch | erweiterte Einstellungen



static | enhanced settings
statisch | erweiterte Einstellungen



static | enhanced settings
statisch | erweiterte Einstellungen



adjustable, $\varnothing > 0.6$ mm

10...30 V _{DC}	
built-in	integriert
<10 mA	
200 mA	
built-in	integriert
0...150 ms	
<2 V @ 200 mA	
multi-turn pot	Mehrgangpoti
0.1...35 m/s (0.3...115 ft/s)	
0.2 ms 0.2 ms	
-25...+70 °C	
IP67	
PBT	
PA 6,6	
built-in	integriert
conn. M12	Stecker M12
IR10S-PS-A12	
IR10S-NS-A12	

adjustable, $\varnothing > 0.6$ mm

10...30 V _{DC}	
built-in	integriert
<10 mA	
200 mA	
built-in	integriert
0...150 ms	
<2 V @ 200 mA	
multi-turn pot	Mehrgangpoti
0.1...35 m/s (0.3...115 ft/s)	
0.2 ms 0.2 ms	
-25...+70 °C	
IP67	
PBT	
PA 6,6	
built-in	integriert
conn. M12	Stecker M12
IR10S-PS-RA12	
IR10S-NS-RA12	

adjustable, $\varnothing > 0.8$ mm

10...30 V _{DC}	
built-in	integriert
<10 mA	
200 mA	
built-in	integriert
0...150 ms	
<2 V @ 200 mA	
multi-turn pot	Mehrgangpoti
0.1...35 m/s (0.3...115 ft/s)	
0.2 ms 0.2 ms	
-25...+70 °C	
IP67	
PBT	
PA 6,6	
built-in	integriert
conn. M12	Stecker M12
IR15S-PS-A12	
IR15S-NS-A12	


Inductive Proximity Switch 3-Wire DC Ring Sensors

Induktive Näherungsschalter 3-Leiter DC Ringsensoren

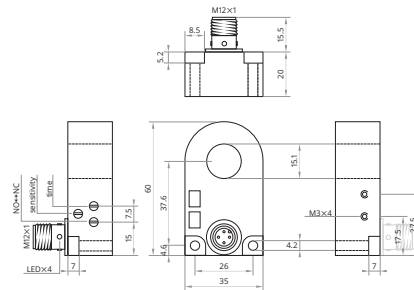
adjustable, $\varnothing > 0.8$ mm
einstellbar, $\varnothing > 0.8$ mm
Ø 15.1 mm



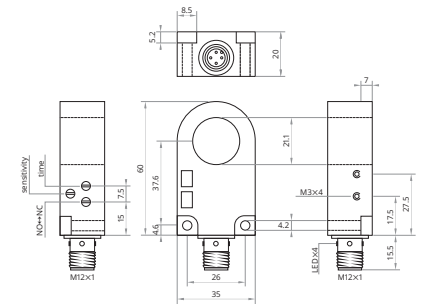
adjustable, $\varnothing > 1.0$ mm
einstellbar, $\varnothing > 1.0$ mm
Ø 21.1 mm



static | enhanced settings
statisch | erweiterte Einstellungen



static | enhanced settings
statisch | erweiterte Einstellungen




Resolution	Auflösung	adjustable, $\varnothing > 0.8$ mm		adjustable, $\varnothing > 1.0$ mm	
Operating voltage	Betriebsspannung	10...30 V _{DC}		10...30 V _{DC}	
Reverse polarity protection	Verpolungsschutz	built-in	integriert	built-in	integriert
Current consumption	Stromverbrauch	<10 mA		<10 mA	
Current load capability	Ausgangslastbarkeit	200 mA		200 mA	
Short circuit protection	Kurzschlusschutz	built-in	integriert	built-in	integriert
Impulse lengthening	Impulsverlängerung	0...150 ms		0...150 ms	
Voltage drop	Spannungsabfall	<2 V @ 200 mA		<2 V @ 200 mA	
Adjustment	Einstellung	multi-turn pot	Mehrgangpoti	multi-turn pot	Mehrgangpoti
Object speed	Teilegeschwindigkeit	0.1...35 m/s (0.3...115 ft/s)		0.1...35 m/s (0.3...115 ft/s)	
Response · Release time	Ansprechzeit · Abfallzeit	0.2 ms 0.2 ms		0.2 ms 0.2 ms	
Operating temperature	Betriebstemperatur	-25...+70 °C		-25...+70 °C	
Protection class	Schutzklasse	IP67		IP67	
Ring material	Ringwerkstoff	PBT		PBT	
Housing material	Gehäusewerkstoff	PA 6,6		PA 6,6	
Switching indicator	Schaltanzeige	built-in	integriert	built-in	integriert
Connection	Anschluss	conn. M12	Stecker M12	conn. M12	Stecker M12
Article code PNP, NO ↔ NC	↘ ↔ ↗	IR15S-PS-RA12		IR21S-PS-A12	
Article code NPN, NO ↔ NC	↘ ↔ ↗	IR15S-NS-RA12		IR21S-NS-A12	


adjustable, $\varnothing > 1.0$ mm
einstellbar, $\varnothing > 1.0$ mm
Ø 21.1 mm



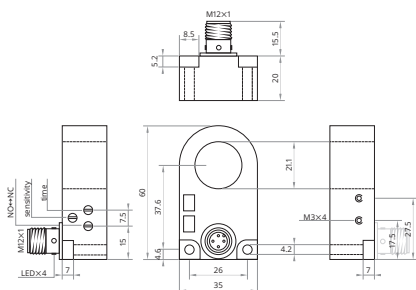
adjustable, $\varnothing > 0.5$ mm
einstellbar, $\varnothing > 0.5$ mm
Ø 6.1 mm



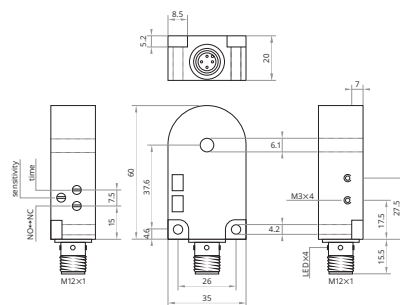
adjustable, $\varnothing > 0.5$ mm
einstellbar, $\varnothing > 0.5$ mm
Ø 6.1 mm



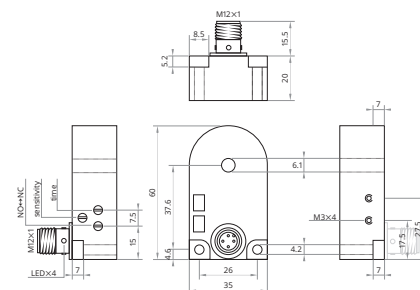
static | enhanced settings
statisch | erweiterte Einstellungen



dynamic
dynamisch



dynamic
dynamisch



adjustable, $\varnothing > 1.0$ mm

10...30 V _{DC}	
built-in	integriert
<10 mA	
200 mA	
built-in	integriert
0...150 ms	
<2 V @ 200 mA	
multi-turn pot	Mehrgangpoti
0.1...35 m/s (0.3...115 ft/s)	
0.2 ms 0.2 ms	
-25...+70 °C	
IP67	
PBT	
PA 6,6	
built-in	integriert
conn. M12	Stecker M12
IR21S-PS-RA12	
IR21S-NS-RA12	

adjustable, $\varnothing > 0.5$ mm

10...30 V _{DC}	
built-in	integriert
<10 mA	
200 mA	
built-in	integriert
0...150 ms	
<2 V @ 200 mA	
multi-turn pot	Mehrgangpoti
0.1...35 m/s (0.3...115 ft/s)	
0.2 ms 0.2 ms	
-25...+70 °C	
IP67	
PBT	
PA 6,6	
built-in	integriert
conn. M12	Stecker M12
IR6D-PS-A12	
IR6D-NS-A12	


adjustable, $\varnothing > 0.5$ mm

10...30 V _{DC}	
built-in	integriert
<10 mA	
200 mA	
built-in	integriert
0...150 ms	
<2 V @ 200 mA	
multi-turn pot	Mehrgangpoti
0.1...35 m/s (0.3...115 ft/s)	
0.2 ms 0.2 ms	
-25...+70 °C	
IP67	
PBT	
PA 6,6	
built-in	integriert
conn. M12	Stecker M12
IR6D-PS-RA12	
IR6D-NS-RA12	

Inductive Proximity Switch 3-Wire DC Ring Sensors

Induktive Näherungsschalter 3-Leiter DC Ringsensoren

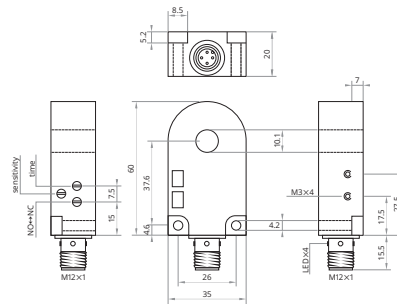
adjustable, $\varnothing > 0.6$ mm
einstellbar, $\varnothing > 0.6$ mm
 $\varnothing 10.1$ mm



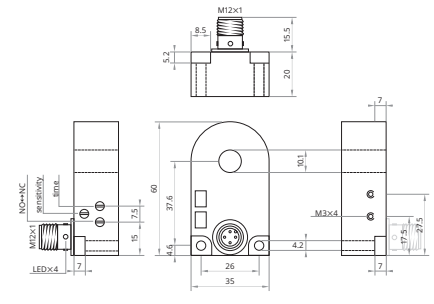
adjustable, $\varnothing > 0.6$ mm
einstellbar, $\varnothing > 0.6$ mm
 $\varnothing 10.1$ mm



dynamic
dynamisch




dynamic
dynamisch



Resolution	Auflösung	adjustable, $\varnothing > 0.6$ mm		adjustable, $\varnothing > 0.6$ mm	
Operating voltage	Betriebsspannung	10...30 V _{DC}		10...30 V _{DC}	
Reverse polarity protection	Verpolungsschutz	built-in	integriert	built-in	integriert
Current consumption	Stromverbrauch	<10 mA		<10 mA	
Current load capability	Ausgangsbelaubarkeit	200 mA		200 mA	
Short circuit protection	Kurzschlusschutz	built-in	integriert	built-in	integriert
Impulse lengthening	Impulsverlängerung	0...150 ms		0...150 ms	
Voltage drop	Spannungsabfall	<2 V @ 200 mA		<2 V @ 200 mA	
Adjustment	Einstellung	multi-turn pot	Mehrgangpoti	multi-turn pot	Mehrgangpoti
Object speed	Teilegeschwindigkeit	0.1...35 m/s (0.3...115 ft/s)		0.1...35 m/s (0.3...115 ft/s)	
Response · Release time	Ansprechzeit · Abfallzeit	0.2 ms 0.2 ms		0.2 ms 0.2 ms	
Operating temperature	Betriebstemperatur	-25...+70 °C		-25...+70 °C	
Protection class	Schutzklasse	IP67		IP67	
Ring material	Ringwerkstoff	PBT		PBT	
Housing material	Gehäusewerkstoff	PA 6,6		PA 6,6	
Switching indicator	Schaltanzeige	built-in	integriert	built-in	integriert
Connection	Anschluss	conn. M12	Stecker M12	conn. M12	Stecker M12
Article code PNP, NO ↔ NC	↘ ↔ ↗	IR10D-PS-A12		IR10D-PS-RA12	
Article code NPN, NO ↔ NC	↘ ↔ ↗	IR10D-NS-A12		IR10D-NS-RA12	


adjustable, $\varnothing > 0.8$ mm
einstellbar, $\varnothing > 0.8$ mm
 $\varnothing 15.1$ mm



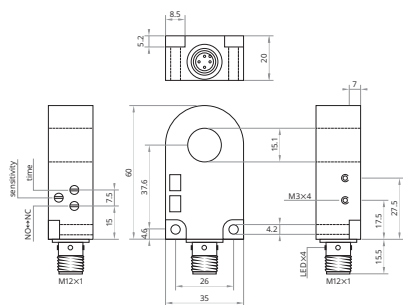
adjustable, $\varnothing > 0.8$ mm
einstellbar, $\varnothing > 0.8$ mm
 $\varnothing 15.1$ mm



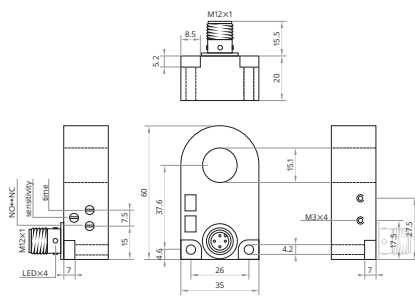
adjustable, $\varnothing > 1.0$ mm
einstellbar, $\varnothing > 1.0$ mm
 $\varnothing 21.1$ mm



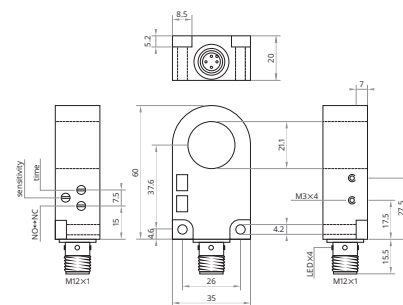
dynamic
dynamisch



dynamic
dynamisch



dynamic
dynamisch



adjustable, $\varnothing > 0.8$ mm

10...30 V _{DC}	
built-in	integriert
<10 mA	
200 mA	
built-in	integriert
0...150 ms	
<2 V @ 200 mA	
multi-turn pot	Mehrgangpoti
0.1...35 m/s (0.3...115 ft/s)	
0.2 ms 0.2 ms	
-25...+70 °C	
IP67	
PBT	
PA 6,6	
built-in	integriert
conn. M12	Stecker M12
IR15D-PS-A12	
IR15D-NS-A12	

adjustable, $\varnothing > 0.8$ mm

10...30 V _{DC}	
built-in	integriert
<10 mA	
200 mA	
built-in	integriert
0...150 ms	
<2 V @ 200 mA	
multi-turn pot	Mehrgangpoti
0.1...35 m/s (0.3...115 ft/s)	
0.2 ms 0.2 ms	
-25...+70 °C	
IP67	
PBT	
PA 6,6	
built-in	integriert
conn. M12	Stecker M12
IR15D-PS-RA12	
IR15D-NS-RA12	

adjustable, $\varnothing > 1.0$ mm

10...30 V _{DC}	
built-in	integriert
<10 mA	
200 mA	
built-in	integriert
0...150 ms	
<2 V @ 200 mA	
multi-turn pot	Mehrgangpoti
0.1...35 m/s (0.3...115 ft/s)	
0.2 ms 0.2 ms	
-25...+70 °C	
IP67	
PBT	
PA 6,6	
built-in	integriert
conn. M12	Stecker M12
IR21D-PS-A12	
IR21D-NS-A12	

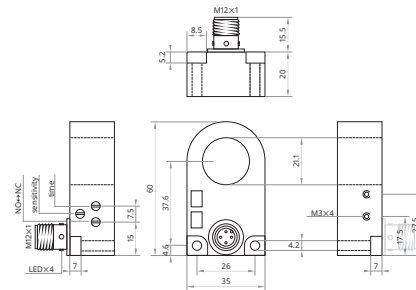
Inductive Proximity Switch 3-Wire DC Ring Sensors

Induktive Näherungsschalter 3-Leiter DC Ringsensoren

adjustable, $\varnothing > 1.0$ mm
einstellbar, $\varnothing > 1.0$ mm
 $\varnothing 21.1$ mm



dynamic
dynamisch



Resolution	Auflösung	adjustable, $\varnothing > 1.0$ mm	
Operating voltage	Betriebsspannung	10...30 V _{DC}	
Reverse polarity protection	Verpolungsschutz	built-in	integriert
Current consumption	Stromverbrauch	<10 mA	
Current load capability	Ausgangslastbarkeit	200 mA	
Short circuit protection	Kurzschlusschutz	built-in	integriert
Impulse lengthening	Impulsverlängerung	0...150 ms	
Voltage drop	Spannungsabfall	<2 V @ 200 mA	
Adjustment	Einstellung	multi-turn pot	Mehrgangpoti
Object speed	Teilegeschwindigkeit	0.1...35 m/s (0.3...115 ft/s)	
Response · Release time	Ansprechzeit · Abfallzeit	0.2 ms 0.2 ms	
Operating temperature	Betriebstemperatur	-25...+70 °C	
Protection class	Schutzklasse	IP67	
Ring material	Ringwerkstoff	PBT	
Housing material	Gehäusewerkstoff	PA 6,6	
Switching indicator	Schaltanzeige	built-in	integriert
Connection	Anschluss	conn. M12	Stecker M12
Article code PNP, NO ↔ NC	↘ ↔ ↗	IR21D-PS-RA12	
Article code NPN, NO ↔ NC	↘ ↔ ↗	IR21D-NS-RA12	

Benefits:

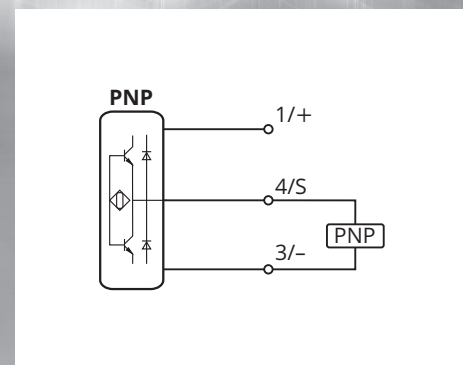
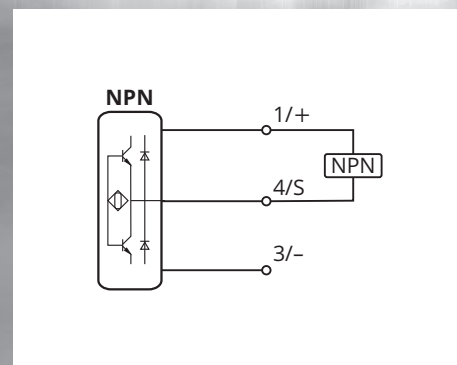
- ▶ Highest sensing distances in its class
- ▶ Sensitivity adjustment by multi-turn potentiometer
- ▶ Metal housings Ø6.5mm...M30
- ▶ Plastic housings Ø6.5mm...M30
- ▶ PTFE housings M18...M30

Vorteile:

- ▶ Höchste Schaltabstände ihrer Klasse
- ▶ Einstellung des Schaltpunktes mit Mehrgang-Potentiometer
- ▶ Metallgehäuse Ø6.5 mm...M30
- ▶ Kunststoffgehäuse Ø6.5 mm...M30
- ▶ PTFE-Gehäuse M18...M30

Data sheets are available on <http://xecro.com>.

Datenblätter sind auf <http://xecro.com> verfügbar.



All devices of this section may not be used if the safety of persons rely on their faultless function!

Alle Geräte dieses Abschnittes dürfen nicht verwendet werden, wenn die Sicherheit von Personen von deren fehlerlosen Funktion abhängt!



Capacitive Sensors 3-Wire DC

Standard Class · Extended Class

XECRO's Extended Class of capacitive sensors cover all common diameters between Ø6.5 mm and M30. The Standard Sensing Range Class comes with excellent sensing distances by default. The Capacitive Extended Class sensors are a perfect choice for cost-sensitive applications when extra-long sensing distances are not required. The Capacitive Extended Class forms the reference for all sensors to be used between $-25...+75\text{ °C}$ ($-13...+167\text{ °F}$) and with the protection class IP67; thus, it is the best choice for general purpose applications.

Advanced Class

In some work environments, high sensing distances are more than just nice to have, they are essential. Capacitive Sensors of the outstanding Advanced Class offer absolute best-in-class sensing distances.

XECRO manufactures flush capacitive sensors such as e.g.

- ▶ M8 with 2 mm sensing distance,
- ▶ M12 with 6 mm sensing distance, and
- ▶ M18 with 15 mm sensing distance.

Non-flush sensors of this class in M30 housings achieve up to 35 mm sensing distance.

Standard-Klasse · Erweitert Klasse

XECROs Erweitert-Schaltabstandklasse deckt alle üblichen Durchmesser zwischen Ø6.5 mm und M30 ab. Bereits die Standard-Schaltabstandklasse verfügt bereits über außerordentlich hohe Schaltabstände. Die kapazitiven Sensoren der Erweitert-Klasse sind die erste Wahl für preisempfindliche Anwendungen, bei denen es nicht auf sehr hohe Schaltabstände ankommt. Die Erweitert-Klasse bildet die Referenz aller Sensoren für den Einsatz bei $-25...+75\text{ °C}$ ($-13...+167\text{ °F}$) und der Schutzart IP67; sie ist daher die erste Wahl für allgemeine Anwendungen.

Hochleistung-Klasse

In manchen Umgebungen sind höchste Schaltabstände mehr als nur hilfreich, sondern notwendig. Sensoren der hervorragenden kapazitiven Hochleistung-Klasse bieten die absolut höchsten Schaltabstände ihrer Klasse.

XECRO fertigt bündige kapazitive Sensoren wie z. B.

- ▶ M8 mit 2 mm Schaltabstand,
- ▶ M12 mit 6 mm Schaltabstand und
- ▶ M18 mit 12 mm Schaltabstand.

Nichtbündige Sensoren in M30-Gehäusen erreichen bis zu 35 mm Schaltabstand.

Capacitive Proximity Switch 3-Wire DC

Kapazitive Näherungsschalter 3-Leiter DC

flush
bündig
Ø6.5 mm | 2 mm




flush
bündig
Ø6.5 mm | 2 mm



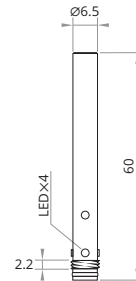
flush
bündig
Ø6.5 mm | 2 mm



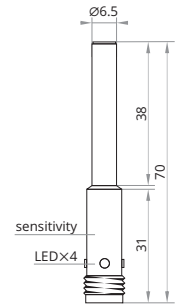
increased
erhöht



increased
erhöht



increased
erhöht



Sensing distance S_n	Schaltabstand S_n	2 mm		2 mm		2 mm	
Operating voltage	Betriebsspannung	10...30 V _{DC}		10...30 V _{DC}		10...30 V _{DC}	
Reverse polarity protection	Verpolungsschutz	built-in	integriert	built-in	integriert	built-in	integriert
Current consumption	Stromverbrauch	<9 mA		<9 mA		<9 mA	
Current load capability	Ausgangsbelastbarkeit	200 mA		200 mA		200 mA	
Short circuit protection	Kurzschlusschutz	built-in	integriert	built-in	integriert	built-in	integriert
Voltage drop	Spannungsabfall	<2 V @ 200 mA		<2 V @ 200 mA		<2 V @ 200 mA	
Switching frequency	Schaltfrequenz	100 Hz		100 Hz		100 Hz	
Adjustment	Einstellung	—		—		multi-turn pot Mehrgangpoti	
Operating temperature	Betriebstemperatur	-25...+70 °C		-25...+70 °C		-25...+70 °C	
Protection class	Schutzklasse	IP 67		IP 67		IP 67	
Sensing face material	Sensorflächenwerkstoff	POM		POM		POM	
Housing material	Gehäusewerkstoff	SS304	V2A	SS304	V2A	SS304	V2A
Switching indicator	Schaltanzeige	built-in	integriert	built-in	integriert	built-in	integriert
Connection	Anschluss	PVC, ultra-flex		conn. M8	Stecker M8	conn. M12	Stecker M12
Article code PNP, NO	┌—	CSD6-S2PO45-A2P		CSD6-S2PO60-A8		CSD6-S2PO70-A12	
Article code PNP, NC	└—	CSD6-S2PC45-A2P		CSD6-S2PC60-A8		CSD6-S2PC70-A12	
Article code NPN, NO	┌—	CSD6-S2NO45-A2P		CSD6-S2NO60-A8		CSD6-S2NO70-A12	
Article code NPN, NC	└—	CSD6-S2NC45-A2P		CSD6-S2NC60-A8		CSD6-S2NC70-A12	

non-flush
nicht bündig
Ø6.5 mm | 4 mm



non-flush
nicht bündig
Ø6.5 mm | 4 mm



non-flush
nicht bündig
Ø6.5 mm | 4 mm



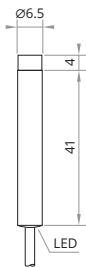
flush
bündig
M8×1 | 2 mm



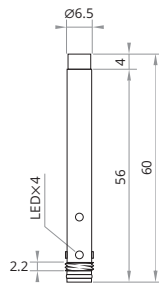
flush
bündig
M8×1 | 2 mm



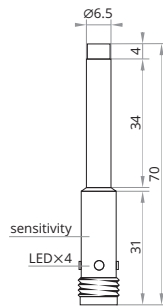
increased
erhöht



increased
erhöht



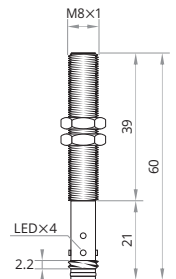
increased
erhöht



increased
erhöht



increased
erhöht



4 mm		4 mm		4 mm		2 mm		2 mm	
10...30 V _{DC}		10...30 V _{DC}		10...30 V _{DC}		10...30 V _{DC}		10...30 V _{DC}	
built-in	integriert	built-in	integriert	built-in	integriert	built-in	integriert	built-in	integriert
<9 mA		<9 mA		<9 mA		<9 mA		<9 mA	
200 mA		200 mA		200 mA		200 mA		200 mA	
built-in	integriert	built-in	integriert	built-in	integriert	built-in	integriert	built-in	integriert
<2 V @ 200 mA		<2 V @ 200 mA		<2 V @ 200 mA		<2 V @ 200 mA		<2 V @ 200 mA	
100 Hz		100 Hz		100 Hz		100 Hz		100 Hz	
—		—		multi-turn pot Mehrgangpoti		—		—	
-25...+70 °C		-25...+70 °C		-25...+70 °C		-25...+70 °C		-25...+70 °C	
IP 67		IP 67		IP 67		IP 67		IP 67	
POM		POM		POM		POM		POM	
SS304	V2A	SS304	V2A	SS304	V2A	SS304	V2A	SS304	V2A
built-in	integriert	built-in	integriert	built-in	integriert	built-in	integriert	built-in	integriert
PVC, ultra-flex		conn. M8	Stecker M8	conn. M12	Stecker M12	PVC, ultra-flex		conn. M8	Stecker M8
CSD6-N4PO45-A2P		CSD6-N4PO60-A8		CSD6-N4PO70-A12		CS8-S2PO45-A2P		CS8-S2PO60-A8	
CSD6-N4PC45-A2P		CSD6-N4PC60-A8		CSD6-N4PC70-A12		CS8-S2PC45-A2P		CS8-S2PC60-A8	
CSD6-N4NO45-A2P		CSD6-N4NO60-A8		CSD6-N4NO70-A12		CS8-S2NO45-A2P		CS8-S2NO60-A8	
CSD6-N4NC45-A2P		CSD6-N4NC60-A8		CSD6-N4NC70-A12		CS8-S2NC45-A2P		CS8-S2NC60-A8	

Capacitive Proximity Switch 3-Wire DC

Kapazitive Näherungsschalter 3-Leiter DC

flush
bündig
M8×1 | 2 mm



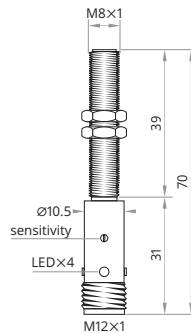
non-flush
nicht bündig
M8×1 | 4 mm



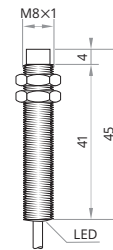
non-flush
nicht bündig
M8×1 | 4 mm



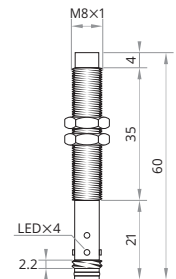
increased
erhöht



increased
erhöht



increased
erhöht



Sensing distance S_n	Schaltabstand S_n	2 mm		4 mm		4 mm	
Operating voltage	Betriebsspannung	10...30 V _{DC}		10...30 V _{DC}		10...30 V _{DC}	
Reverse polarity protection	Verpolungsschutz	built-in	integriert	built-in	integriert	built-in	integriert
Current consumption	Stromverbrauch	<9 mA		<9 mA		<9 mA	
Current load capability	Ausgangsbelastbarkeit	200 mA		200 mA		200 mA	
Short circuit protection	Kurzschlusschutz	built-in	integriert	built-in	integriert	built-in	integriert
Voltage drop	Spannungsabfall	<2 V @ 200 mA		<2 V @ 200 mA		<2 V @ 200 mA	
Switching frequency	Schaltfrequenz	100 Hz		100 Hz		100 Hz	
Adjustment	Einstellung	multi-turn pot Mehrgangpoti		—		—	
Operating temperature	Betriebstemperatur	-25...+70 °C		-25...+70 °C		-25...+70 °C	
Protection class	Schutzklasse	IP 67		IP 67		IP 67	
Sensing face material	Sensorflächenwerkstoff	POM		POM		POM	
Housing material	Gehäusewerkstoff	SS304	V2A	SS304	V2A	SS304	V2A
Switching indicator	Schaltanzeige	built-in	integriert	built-in	integriert	built-in	integriert
Connection	Anschluss	conn. M12	Stecker M12	PVC, ultra-flex		conn. M8	Stecker M8
Article code PNP, NO	┌—	CS8-S2PO70-A12		CS8-N4PO45-A2P		CS8-N4PO60-A8	
Article code PNP, NC	└—	CS8-S2PC70-A12		CS8-N4PC45-A2P		CS8-N4PC60-A8	
Article code NPN, NO	┌—	CS8-S2NO70-A12		CS8-N4NO45-A2P		CS8-N4NO60-A8	
Article code NPN, NC	└—	CS8-S2NC70-A12		CS8-N4NC45-A2P		CS8-N4NC60-A8	

non-flush
nicht bündig
M8x1 | 4 mm



flush
bündig
M12x1 | 4 mm



flush
bündig
M12x1 | 4 mm



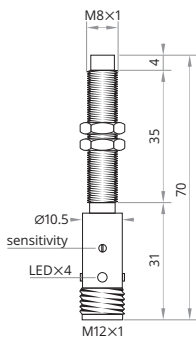
flush
bündig
M12x1 | 4 mm



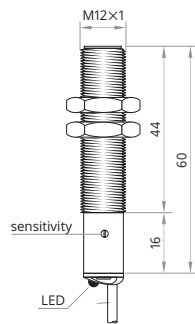
flush
bündig
M12x1 | 4 mm



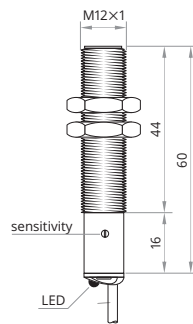
increased
erhöht



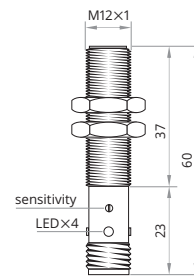
increased
erhöht



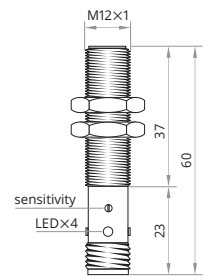
increased
erhöht



increased
erhöht



increased
erhöht



4 mm	4 mm	4 mm	4 mm	4 mm
10...30 V _{DC}	10...30 V _{DC}	10...30 V _{DC}	10...30 V _{DC}	10...30 V _{DC}
built-in integriert	built-in integriert	built-in integriert	built-in integriert	built-in integriert
<9 mA	<9 mA	<9 mA	<9 mA	<9 mA
200 mA	200 mA	200 mA	200 mA	200 mA
built-in integriert	built-in integriert	built-in integriert	built-in integriert	built-in integriert
<2 V @ 200 mA	<2 V @ 200 mA	<2 V @ 200 mA	<2 V @ 200 mA	<2 V @ 200 mA
100 Hz	100 Hz	100 Hz	100 Hz	100 Hz
multi-turn pot Mehrgangpoti	multi-turn pot Mehrgangpoti	multi-turn pot Mehrgangpoti	multi-turn pot Mehrgangpoti	multi-turn pot Mehrgangpoti
-25...+70 °C	-25...+70 °C	-25...+70 °C	-25...+70 °C	-25...+70 °C
IP 67	IP 67	IP 67	IP 67	IP 67
POM	POM	POM	POM	POM
SS304 V2A	brass Messing	PBT	brass Messing	PBT
built-in integriert	built-in integriert	built-in integriert	built-in integriert	built-in integriert
conn. M12 Stecker M12	PVC, ultra-flex	PVC, ultra-flex	conn. M12 Stecker M12	conn. M12 Stecker M12
CS8-N4PO70-A12	CS12-S4PO60-A2P	CS12-S4PO60P-A2P	CS12-S4PO60-A12	CS12-S4PO60P-A12
CS8-N4PC70-A12	CS12-S4PC60-A2P	CS12-S4PC60P-A2P	CS12-S4PC60-A12	CS12-S4PC60P-A12
CS8-N4NO70-A12	CS12-S4NO60-A2P	CS12-S4NO60P-A2P	CS12-S4NO60-A12	CS12-S4NO60P-A12
CS8-N4NC70-A12	CS12-S4NC60-A2P	CS12-S4NC60P-A2P	CS12-S4NC60-A12	CS12-S4NC60P-A12

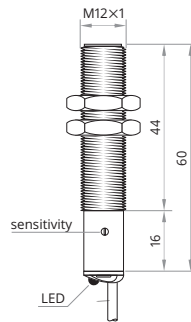
Capacitive Proximity Switch 3-Wire DC

Kapazitive Näherungsschalter 3-Leiter DC

flush
bündig
M12×1 | 6 mm



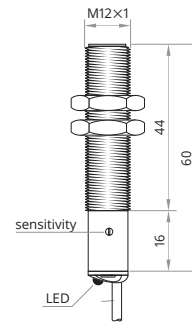
extended
erweitert



flush
bündig
M12×1 | 6 mm



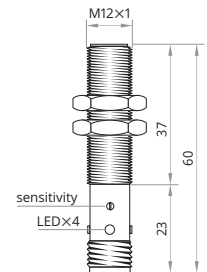
extended
erweitert



flush
bündig
M12×1 | 6 mm



extended
erweitert



Sensing distance S_n	Schaltabstand S_n	6 mm	6 mm	6 mm
Operating voltage	Betriebsspannung	10...30 V _{DC}	10...30 V _{DC}	10...30 V _{DC}
Reverse polarity protection	Verpolungsschutz	built-in integriert	built-in integriert	built-in integriert
Current consumption	Stromverbrauch	<9 mA	<9 mA	<9 mA
Current load capability	Ausgangsbelastbarkeit	200 mA	200 mA	200 mA
Short circuit protection	Kurzschlusschutz	built-in integriert	built-in integriert	built-in integriert
Voltage drop	Spannungsabfall	<2 V @ 200 mA	<2 V @ 200 mA	<2 V @ 200 mA
Switching frequency	Schaltfrequenz	100 Hz	100 Hz	100 Hz
Adjustment	Einstellung	multi-turn pot Mehrgangpoti	multi-turn pot Mehrgangpoti	multi-turn pot Mehrgangpoti
Operating temperature	Betriebstemperatur	-25...+70 °C	-25...+70 °C	-25...+70 °C
Protection class	Schutzklasse	IP 67	IP 67	IP 67
Sensing face material	Sensorflächenwerkstoff	POM	POM	POM
Housing material	Gehäusewerkstoff	brass Messing	PBT	brass Messing
Switching indicator	Schaltanzeige	built-in integriert	built-in integriert	built-in integriert
Connection	Anschluss	PVC, ultra-flex	PVC, ultra-flex	conn. M12 Stecker M12
Article code PNP, NO	┌—	CS12-S6PO60-A2P	CS12-S6PO60P-A2P	CS12-S6PO60-A12
Article code PNP, NC	└—	CS12-S6PC60-A2P	CS12-S6PC60P-A2P	CS12-S6PC60-A12
Article code NPN, NO	┌—	CS12-S6NO60-A2P	CS12-S6NO60P-A2P	CS12-S6NO60-A12
Article code NPN, NC	└—	CS12-S6NC60-A2P	CS12-S6NC60P-A2P	CS12-S6NC60-A12

flush
bündig
M12x1 | 6 mm



non-flush
nicht bündig
M12x1 | 8 mm



non-flush
nicht bündig
M12x1 | 8 mm



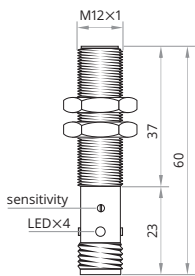
non-flush
nicht bündig
M12x1 | 8 mm



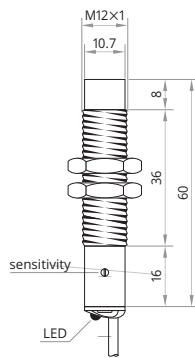
non-flush
nicht bündig
M12x1 | 8 mm



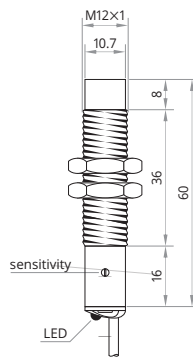
extended
erweitert



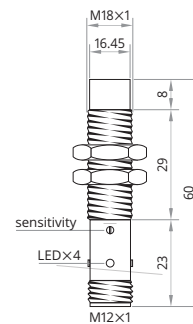
increased
erhöht



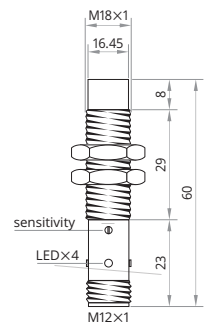
increased
erhöht



increased
erhöht



increased
erhöht



6 mm	8 mm	8 mm	8 mm	8 mm
10...30 V _{DC}	10...30 V _{DC}	10...30 V _{DC}	10...30 V _{DC}	10...30 V _{DC}
built-in integriert	built-in integriert	built-in integriert	built-in integriert	built-in integriert
<9 mA	<9 mA	<9 mA	<9 mA	<9 mA
200 mA	200 mA	200 mA	200 mA	200 mA
built-in integriert	built-in integriert	built-in integriert	built-in integriert	built-in integriert
<2 V @ 200 mA	<2 V @ 200 mA	<2 V @ 200 mA	<2 V @ 200 mA	<2 V @ 200 mA
100 Hz	100 Hz	100 Hz	100 Hz	100 Hz
multi-turn pot Mehrgangpoti	multi-turn pot Mehrgangpoti	multi-turn pot Mehrgangpoti	multi-turn pot Mehrgangpoti	multi-turn pot Mehrgangpoti
-25...+70 °C	-25...+70 °C	-25...+70 °C	-25...+70 °C	-25...+70 °C
IP 67	IP 67	IP 67	IP 67	IP 67
POM	POM	POM	POM	POM
PBT	brass Messing	PBT	brass Messing	PBT
built-in integriert	built-in integriert	built-in integriert	built-in integriert	built-in integriert
conn. M12 Stecker M12	PVC, ultra-flex	PVC, ultra-flex	conn. M12 Stecker M12	conn. M12 Stecker M12
CS12-S6PO60P-A12	CS12-N8PO60-A2P	CS12-N8PO60P-A2P	CS12-N8PO60-A12	CS12-N8PO60P-A12
CS12-S6PC60P-A12	CS12-N8PC60-A2P	CS12-N8PC60P-A2P	CS12-N8PC60-A12	CS12-N8PC60P-A12
CS12-S6NO60P-A12	CS12-N8NO60-A2P	CS12-N8NO60P-A2P	CS12-N8NO60-A12	CS12-N8NO60P-A12
CS12-S6NC60P-A12	CS12-N8NC60-A2P	CS12-N8NC60P-A2P	CS12-N8NC60-A12	CS12-N8NC60P-A12

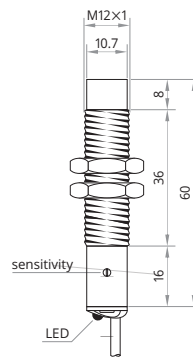
Capacitive Proximity Switch 3-Wire DC

Kapazitive Näherungsschalter 3-Leiter DC

non-flush
nicht bündig
M12×1 | 10 mm



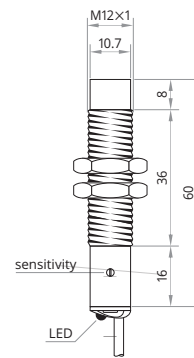
extended
erweitert



non-flush
nicht bündig
M12×1 | 10 mm



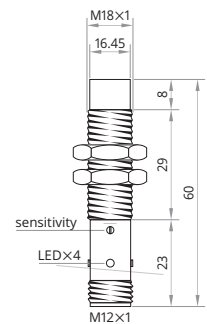
extended
erweitert



non-flush
nicht bündig
M12×1 | 10 mm



extended
erweitert



Sensing distance S_n	Schaltabstand S_n	10 mm	10 mm	10 mm
Operating voltage	Betriebsspannung	10...30 V _{DC}	10...30 V _{DC}	10...30 V _{DC}
Reverse polarity protection	Verpolungsschutz	built-in integriert	built-in integriert	built-in integriert
Current consumption	Stromverbrauch	<9 mA	<9 mA	<9 mA
Current load capability	Ausgangsbelastbarkeit	200 mA	200 mA	200 mA
Short circuit protection	Kurzschlusschutz	built-in integriert	built-in integriert	built-in integriert
Voltage drop	Spannungsabfall	<2 V @ 200 mA	<2 V @ 200 mA	<2 V @ 200 mA
Switching frequency	Schaltfrequenz	100 Hz	100 Hz	100 Hz
Adjustment	Einstellung	multi-turn pot Mehrgangpoti	multi-turn pot Mehrgangpoti	multi-turn pot Mehrgangpoti
Operating temperature	Betriebstemperatur	-25...+70 °C	-25...+70 °C	-25...+70 °C
Protection class	Schutzklasse	IP 67	IP 67	IP 67
Sensing face material	Sensorflächenwerkstoff	POM	POM	POM
Housing material	Gehäusewerkstoff	brass Messing	PBT	brass Messing
Switching indicator	Schaltanzeige	built-in integriert	built-in integriert	built-in integriert
Connection	Anschluss	PVC, ultra-flex	PVC, ultra-flex	conn. M12 Stecker M12
Article code PNP, NO	┌—	CS12-N10PO60-A2P	CS12-N10PO60P-A2P	CS12-N10PO60-A12
Article code PNP, NC	└—	CS12-N10PC60-A2P	CS12-N10PC60P-A2P	CS12-N10PC60-A12
Article code NPN, NO	┌—	CS12-N10NO60-A2P	CS12-N10NO60P-A2P	CS12-N10NO60-A12
Article code NPN, NC	└—	CS12-N10NC60-A2P	CS12-N10NC60P-A2P	CS12-N10NC60-A12

non-flush
nicht bündig
M12×1 | 10 mm



flush
bündig
M18×1 | 8 mm



flush
bündig
M18×1 | 8 mm



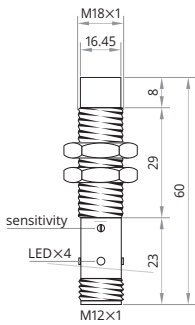
flush
bündig
M18×1 | 8 mm



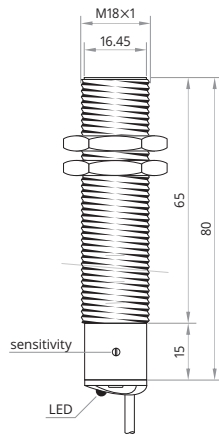
flush
bündig
M18×1 | 8 mm



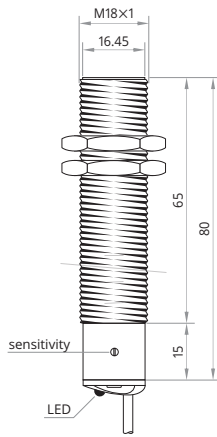
extended
erweitert



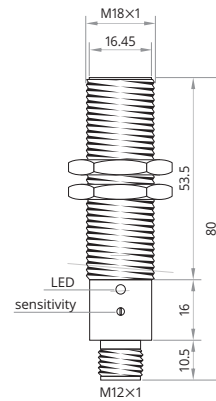
increased
erhöht



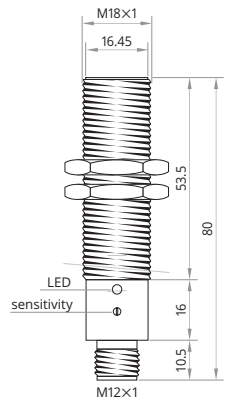
increased
erhöht



increased
erhöht



increased
erhöht



10 mm

10...30 V _{DC}
built-in integriert
<9 mA
200 mA
built-in integriert
<2 V @ 200 mA
100 Hz
multi-turn pot Mehrgangpoti
-25...+70 °C
IP 67
POM
PBT
built-in integriert
conn. M12 Stecker M12
CS12-N10PO60P-A12
CS12-N10PC60P-A12
CS12-N10NO60P-A12
CS12-N10NC60P-A12

8 mm

10...30 V _{DC}
built-in integriert
<9 mA
200 mA
built-in integriert
<2 V @ 200 mA
100 Hz
multi-turn pot Mehrgangpoti
-25...+70 °C
IP 67
POM
brass Messing
built-in integriert
PVC, ultra-flex
CS18-S8PO80-A2P
CS18-S8PC80-A2P
CS18-S8NO80-A2P
CS18-S8NC80-A2P

8 mm

10...30 V _{DC}
built-in integriert
<9 mA
200 mA
built-in integriert
<2 V @ 200 mA
100 Hz
multi-turn pot Mehrgangpoti
-25...+70 °C
IP 67
POM
PBT
built-in integriert
PVC, ultra-flex
CS18-S8PO80P-A2P
CS18-S8PC80P-A2P
CS18-S8NO80P-A2P
CS18-S8NC80P-A2P

8 mm

10...30 V _{DC}
built-in integriert
<9 mA
200 mA
built-in integriert
<2 V @ 200 mA
100 Hz
multi-turn pot Mehrgangpoti
-25...+70 °C
IP 67
POM
brass Messing
built-in integriert
conn. M12 Stecker M12
CS18-S8PO80-A12
CS18-S8PC80-A12
CS18-S8NO80-A12
CS18-S8NC80-A12

8 mm

10...30 V _{DC}
built-in integriert
<9 mA
200 mA
built-in integriert
<2 V @ 200 mA
100 Hz
multi-turn pot Mehrgangpoti
-25...+70 °C
IP 67
POM
PBT
built-in integriert
conn. M12 Stecker M12
CS18-S8PO80P-A12
CS18-S8PC80P-A12
CS18-S8NO80P-A12
CS18-S8NC80P-A12

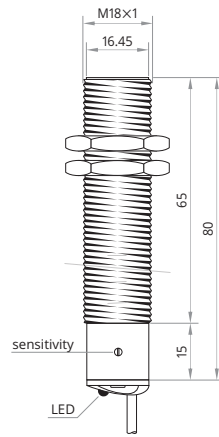
Capacitive Proximity Switch 3-Wire DC

Kapazitive Näherungsschalter 3-Leiter DC

flush
bündig
M18×1 | 12 mm



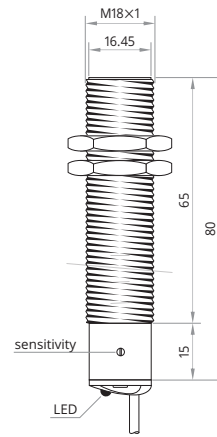
extended
erweitert



flush
bündig
M18×1 | 12 mm



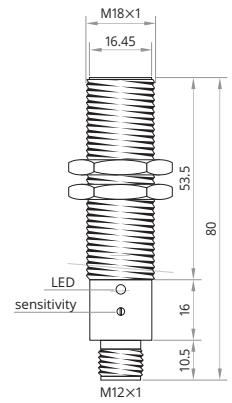
extended
erweitert



flush
bündig
M18×1 | 12 mm



extended
erweitert



Sensing distance S_n	Schaltabstand S_n	12 mm	12 mm	12 mm
Operating voltage	Betriebsspannung	10...30 V _{DC}	10...30 V _{DC}	10...30 V _{DC}
Reverse polarity protection	Verpolungsschutz	built-in integriert	built-in integriert	built-in integriert
Current consumption	Stromverbrauch	<9 mA	<9 mA	<9 mA
Current load capability	Ausgangsbelastbarkeit	200 mA	200 mA	200 mA
Short circuit protection	Kurzschlusschutz	built-in integriert	built-in integriert	built-in integriert
Voltage drop	Spannungsabfall	<2 V @ 200 mA	<2 V @ 200 mA	<2 V @ 200 mA
Switching frequency	Schaltfrequenz	100 Hz	100 Hz	100 Hz
Adjustment	Einstellung	multi-turn pot Mehrgangpoti	multi-turn pot Mehrgangpoti	multi-turn pot Mehrgangpoti
Operating temperature	Betriebstemperatur	-25...+70 °C	-25...+70 °C	-25...+70 °C
Protection class	Schutzklasse	IP 67	IP 67	IP 67
Sensing face material	Sensorflächenwerkstoff	POM	POM	POM
Housing material	Gehäusewerkstoff	brass Messing	PBT	brass Messing
Switching indicator	Schaltanzeige	built-in integriert	built-in integriert	built-in integriert
Connection	Anschluss	PVC, ultra-flex	PVC, ultra-flex	conn. M12 Stecker M12
Article code PNP, NO	↘	CS18-S12PO80-A2P	CS18-S12PO80P-A2P	CS18-S12PO80-A12
Article code PNP, NC	↗	CS18-S12PC80-A2P	CS18-S12PC80P-A2P	CS18-S12PC80-A12
Article code NPN, NO	↘	CS18-S12NO80-A2P	CS18-S12NO80P-A2P	CS18-S12NO80-A12
Article code NPN, NC	↗	CS18-S12NC80-A2P	CS18-S12NC80P-A2P	CS18-S12NC80-A12

flush
bündig
M18×1 | 12 mm



non-flush
nicht bündig
M18×1 | 15 mm



non-flush
nicht bündig
M18×1 | 15 mm



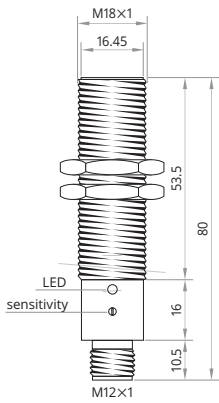
non-flush
nicht bündig
M18×1 | 15 mm



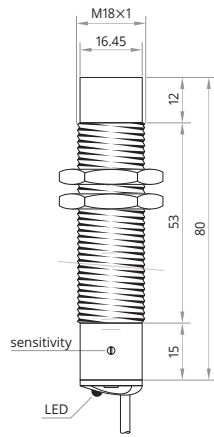
non-flush
nicht bündig
M18×1 | 15 mm



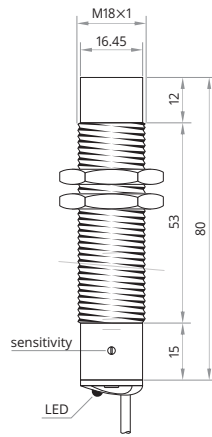
extended
erweitert



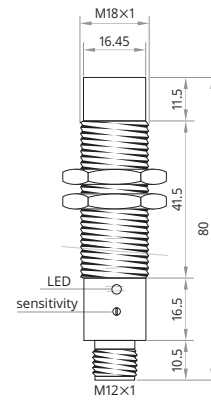
increased
erhöht



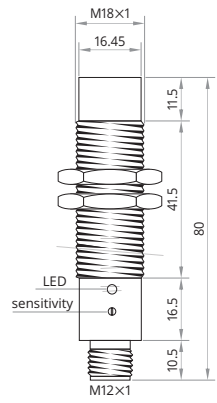
increased
erhöht



increased
erhöht



increased
erhöht



12 mm	15 mm	15 mm	15 mm	15 mm
10...30 V _{DC}	10...30 V _{DC}	10...30 V _{DC}	10...30 V _{DC}	10...30 V _{DC}
built-in integriert	built-in integriert	built-in integriert	built-in integriert	built-in integriert
<9 mA	<9 mA	<9 mA	<9 mA	<9 mA
200 mA	200 mA	200 mA	200 mA	200 mA
built-in integriert	built-in integriert	built-in integriert	built-in integriert	built-in integriert
<2 V @ 200 mA	<2 V @ 200 mA	<2 V @ 200 mA	<2 V @ 200 mA	<2 V @ 200 mA
100 Hz	100 Hz	100 Hz	100 Hz	100 Hz
multi-turn pot Mehrgangpoti	multi-turn pot Mehrgangpoti	multi-turn pot Mehrgangpoti	multi-turn pot Mehrgangpoti	multi-turn pot Mehrgangpoti
-25...+70 °C	-25...+70 °C	-25...+70 °C	-25...+70 °C	-25...+70 °C
IP 67	IP 67	IP 67	IP 67	IP 67
POM	POM	POM	POM	POM
PBT	brass Messing	PBT	brass Messing	PBT
built-in integriert	built-in integriert	built-in integriert	built-in integriert	built-in integriert
conn. M12 Stecker M12	PVC, ultra-flex	PVC, ultra-flex	conn. M12 Stecker M12	conn. M12 Stecker M12
CS18-S12PO80P-A12	CS18-N15PO80-A2P	CS18-N15PO80P-A2P	CS18-N15PO80-A12	CS18-N15PO80P-A12
CS18-S12PC80P-A12	CS18-N15PC80-A2P	CS18-N15PC80P-A2P	CS18-N15PC80-A12	CS18-N15PC80P-A12
CS18-S12NO80P-A12	CS18-N15NO80-A2P	CS18-N15NO80P-A2P	CS18-N15NO80-A12	CS18-N15NO80P-A12
CS18-S12NC80P-A12	CS18-N15NC80-A2P	CS18-N15NC80P-A2P	CS18-N15NC80-A12	CS18-N15NC80P-A12

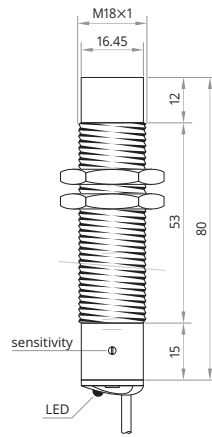
Capacitive Proximity Switch 3-Wire DC

Kapazitive Näherungsschalter 3-Leiter DC

non-flush
nicht bündig
M18×1 | 20 mm



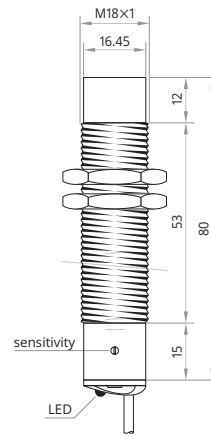
extended
erweitert



non-flush
nicht bündig
M18×1 | 20 mm



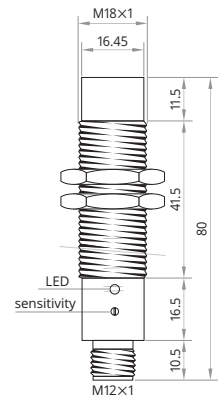
extended
erweitert



non-flush
nicht bündig
M18×1 | 20 mm



extended
erweitert



Sensing distance S_n	Schaltabstand S_n	20 mm	20 mm	20 mm
Operating voltage	Betriebsspannung	10...30 V _{DC}	10...30 V _{DC}	10...30 V _{DC}
Reverse polarity protection	Verpolungsschutz	built-in integriert	built-in integriert	built-in integriert
Current consumption	Stromverbrauch	<9 mA	<9 mA	<9 mA
Current load capability	Ausgangsbelastbarkeit	200 mA	200 mA	200 mA
Short circuit protection	Kurzschlusschutz	built-in integriert	built-in integriert	built-in integriert
Voltage drop	Spannungsabfall	<2 V @ 200 mA	<2 V @ 200 mA	<2 V @ 200 mA
Switching frequency	Schaltfrequenz	100 Hz	100 Hz	100 Hz
Adjustment	Einstellung	multi-turn pot Mehrgangpoti	multi-turn pot Mehrgangpoti	multi-turn pot Mehrgangpoti
Operating temperature	Betriebstemperatur	-25...+70 °C	-25...+70 °C	-25...+70 °C
Protection class	Schutzklasse	IP 67	IP 67	IP 67
Sensing face material	Sensorflächenwerkstoff	POM	POM	POM
Housing material	Gehäusewerkstoff	brass Messing	PBT	brass Messing
Switching indicator	Schaltanzeige	built-in integriert	built-in integriert	built-in integriert
Connection	Anschluss	PVC, ultra-flex	PVC, ultra-flex	conn. M12 Stecker M12
Article code PNP, NO	↘	CS18-N20PO80-A2P	CS18-N20PO80P-A2P	CS18-N20PO80-A12
Article code PNP, NC	↗	CS18-N20PC80-A2P	CS18-N20PC80P-A2P	CS18-N20PC80-A12
Article code NPN, NO	↘	CS18-N20NO80-A2P	CS18-N20NO80P-A2P	CS18-N20NO80-A12
Article code NPN, NC	↗	CS18-N20NC80-A2P	CS18-N20NC80P-A2P	CS18-N20NC80-A12

non-flush
nicht bündig
M18×1 | 20 mm



flush
bündig
M30×1.5 | 20 mm



flush
bündig
M30×1.5 | 20 mm



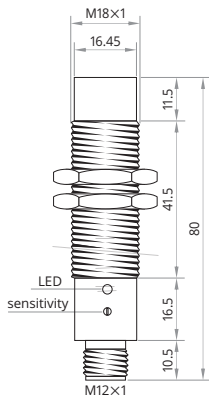
flush
bündig
M30×1.5 | 20 mm



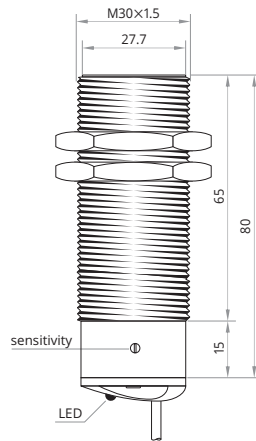
flush
bündig
M30×1.5 | 20 mm



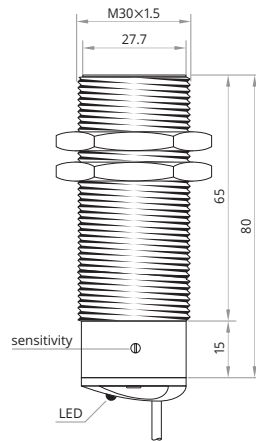
extended
erweitert



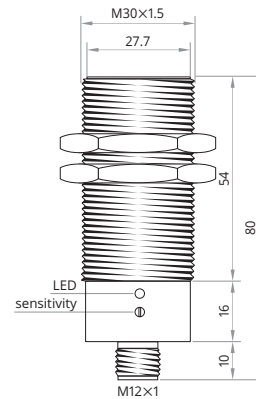
increased
erhöht



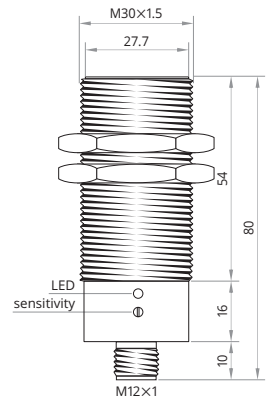
increased
erhöht



increased
erhöht



increased
erhöht



20 mm	20 mm	20 mm	20 mm	20 mm
10...30 V _{DC}	10...30 V _{DC}	10...30 V _{DC}	10...30 V _{DC}	10...30 V _{DC}
built-in integriert	built-in integriert	built-in integriert	built-in integriert	built-in integriert
<9 mA	<9 mA	<9 mA	<9 mA	<9 mA
200 mA	200 mA	200 mA	200 mA	200 mA
built-in integriert	built-in integriert	built-in integriert	built-in integriert	built-in integriert
<2 V @ 200 mA	<2 V @ 200 mA	<2 V @ 200 mA	<2 V @ 200 mA	<2 V @ 200 mA
100 Hz	100 Hz	100 Hz	100 Hz	100 Hz
multi-turn pot Mehrgangpoti	multi-turn pot Mehrgangpoti	multi-turn pot Mehrgangpoti	multi-turn pot Mehrgangpoti	multi-turn pot Mehrgangpoti
-25...+70 °C	-25...+70 °C	-25...+70 °C	-25...+70 °C	-25...+70 °C
IP 67	IP 67	IP 67	IP 67	IP 67
POM	POM	POM	POM	POM
PBT	brass Messing	PBT	brass Messing	PBT
built-in integriert	built-in integriert	built-in integriert	built-in integriert	built-in integriert
conn. M12 Stecker M12	PVC, ultra-flex	PVC, ultra-flex	conn. M12 Stecker M12	conn. M12 Stecker M12
CS18-N20PO80P-A12	CS30-S20PO80-A2P	CS30-S20PO80P-A2P	CS30-S20PO80-A12	CS30-S20PO80P-A12
CS18-N20PC80P-A12	CS30-S20PC80-A2P	CS30-S20PC80P-A2P	CS30-S20PC80-A12	CS30-S20PC80P-A12
CS18-N20NO80P-A12	CS30-S20NO80-A2P	CS30-S20NO80P-A2P	CS30-S20NO80-A12	CS30-S20NO80P-A12
CS18-N20NC80P-A12	CS30-S20NC80-A2P	CS30-S20NC80P-A2P	CS30-S20NC80-A12	CS30-S20NC80P-A12

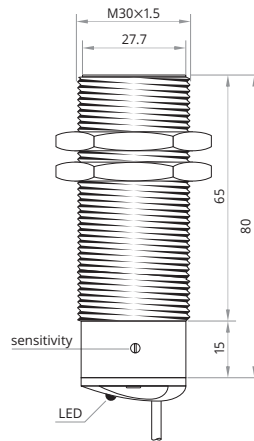
Capacitive Proximity Switch 3-Wire DC

Kapazitive Näherungsschalter 3-Leiter DC

flush
bündig
M30×1.5 | 25 mm



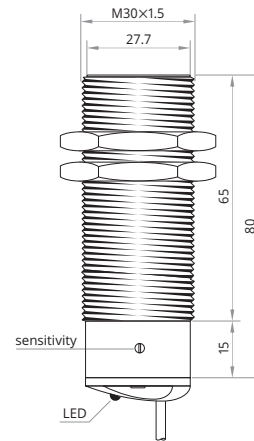
extended
erweitert



flush
bündig
M30×1.5 | 25 mm



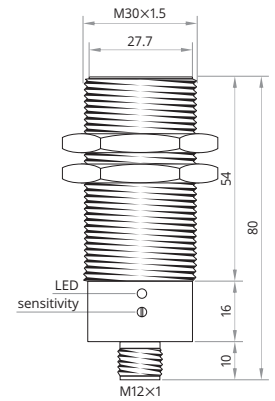
extended
erweitert



flush
bündig
M30×1.5 | 25 mm



extended
erweitert



Sensing distance S_n	Schaltabstand S_n	25 mm	25 mm	25 mm
Operating voltage	Betriebsspannung	10...30 V _{DC}	10...30 V _{DC}	10...30 V _{DC}
Reverse polarity protection	Verpolungsschutz	built-in integriert	built-in integriert	built-in integriert
Current consumption	Stromverbrauch	<9 mA	<9 mA	<9 mA
Current load capability	Ausgangsbelastbarkeit	200 mA	200 mA	200 mA
Short circuit protection	Kurzschlusschutz	built-in integriert	built-in integriert	built-in integriert
Voltage drop	Spannungsabfall	<2 V @ 200 mA	<2 V @ 200 mA	<2 V @ 200 mA
Switching frequency	Schaltfrequenz	100 Hz	100 Hz	100 Hz
Adjustment	Einstellung	multi-turn pot Mehrgangpoti	multi-turn pot Mehrgangpoti	multi-turn pot Mehrgangpoti
Operating temperature	Betriebstemperatur	-25...+70 °C	-25...+70 °C	-25...+70 °C
Protection class	Schutzklasse	IP 67	IP 67	IP 67
Sensing face material	Sensorflächenwerkstoff	POM	POM	POM
Housing material	Gehäusewerkstoff	brass Messing	PBT	brass Messing
Switching indicator	Schaltanzeige	built-in integriert	built-in integriert	built-in integriert
Connection	Anschluss	PVC, ultra-flex	PVC, ultra-flex	conn. M12 Stecker M12
Article code PNP, NO	↘	CS30-S25PO80-A2P	CS30-S25PO80P-A2P	CS30-S25PO80-A12
Article code PNP, NC	↗	CS30-S25PC80-A2P	CS30-S25PC80P-A2P	CS30-S25PC80-A12
Article code NPN, NO	↘	CS30-S25NO80-A2P	CS30-S25NO80P-A2P	CS30-S25NO80-A12
Article code NPN, NC	↗	CS30-S25NC80-A2P	CS30-S25NC80P-A2P	CS30-S25NC80-A12

flush
bündig
M30×1.5 | 25 mm



non-flush
nicht bündig
M30×1.5 | 30 mm



non-flush
nicht bündig
M30×1.5 | 30 mm



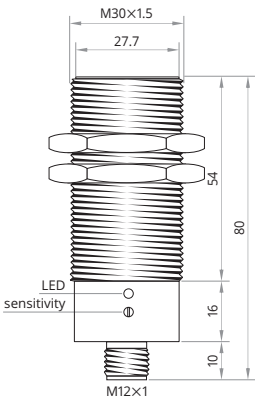
non-flush
nicht bündig
M30×1.5 | 30 mm



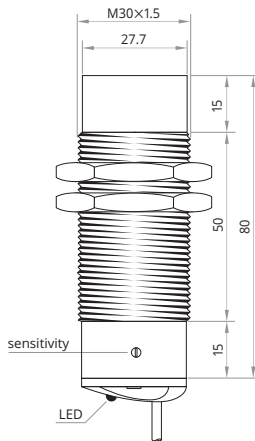
non-flush
nicht bündig
M30×1.5 | 30 mm



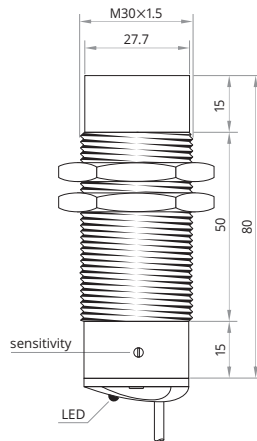
extended
erweitert



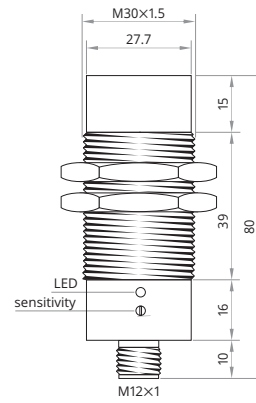
increased
erhöht



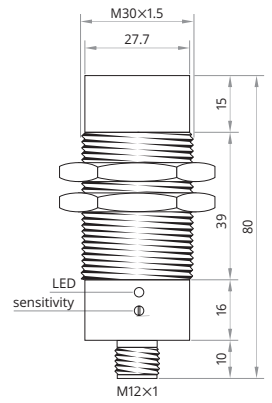
increased
erhöht



increased
erhöht



increased
erhöht



25 mm	30 mm	30 mm	30 mm	30 mm
10...30 V _{DC}	10...30 V _{DC}	10...30 V _{DC}	10...30 V _{DC}	10...30 V _{DC}
built-in integriert	built-in integriert	built-in integriert	built-in integriert	built-in integriert
<9 mA	<9 mA	<9 mA	<9 mA	<9 mA
200 mA	200 mA	200 mA	200 mA	200 mA
built-in integriert	built-in integriert	built-in integriert	built-in integriert	built-in integriert
<2 V @ 200 mA	<2 V @ 200 mA	<2 V @ 200 mA	<2 V @ 200 mA	<2 V @ 200 mA
100 Hz	100 Hz	100 Hz	100 Hz	100 Hz
multi-turn pot Mehrgangpoti	multi-turn pot Mehrgangpoti	multi-turn pot Mehrgangpoti	multi-turn pot Mehrgangpoti	multi-turn pot Mehrgangpoti
-25...+70 °C	-25...+70 °C	-25...+70 °C	-25...+70 °C	-25...+70 °C
IP 67	IP 67	IP 67	IP 67	IP 67
POM	POM	POM	POM	POM
PBT	brass Messing	PBT	brass Messing	PBT
built-in integriert	built-in integriert	built-in integriert	built-in integriert	built-in integriert
conn. M12 Stecker M12	PVC, ultra-flex	PVC, ultra-flex	conn. M12 Stecker M12	conn. M12 Stecker M12
CS30-S25PO80P-A12	CS30-N30PO80-A2P	CS30-N30PO80P-A2P	CS30-N30PO80-A12	CS30-N30PO80P-A12
CS30-S25PC80P-A12	CS30-N30PC80-A2P	CS30-N30PC80P-A2P	CS30-N30PC80-A12	CS30-N30PC80P-A12
CS30-S25NO80P-A12	CS30-N30NO80-A2P	CS30-N30NO80P-A2P	CS30-N30NO80-A12	CS30-N30NO80P-A12
CS30-S25NC80P-A12	CS30-N30NC80-A2P	CS30-N30NC80P-A2P	CS30-N30NC80-A12	CS30-N30NC80P-A12

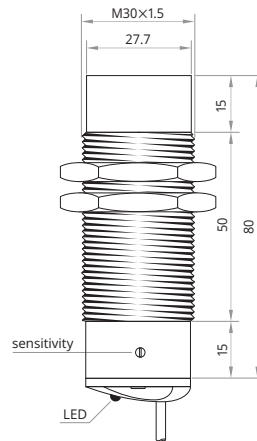
Capacitive Proximity Switch 3-Wire DC

Kapazitive Näherungsschalter 3-Leiter DC

non-flush
nicht bündig
M30×1.5 | 35 mm



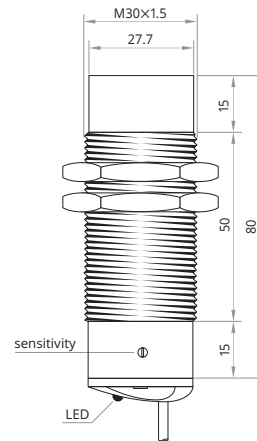
extended
erweitert



non-flush
nicht bündig
M30×1.5 | 35 mm



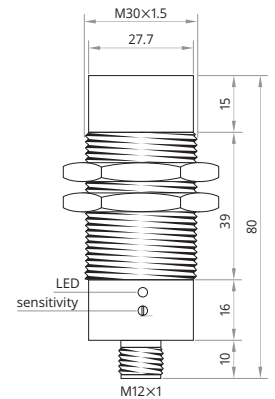
increased
erhöht



non-flush
nicht bündig
M30×1.5 | 35 mm



increased
erhöht

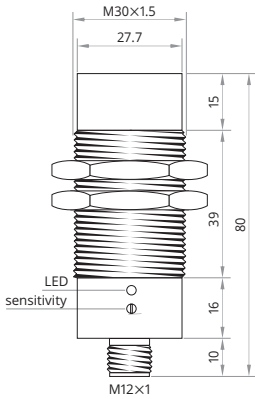


Sensing distance S_n	Schaltabstand S_n	35 mm	35 mm	35 mm
Operating voltage	Betriebsspannung	10...30 V _{DC}	10...30 V _{DC}	10...30 V _{DC}
Reverse polarity protection	Verpolungsschutz	built-in integriert	built-in integriert	built-in integriert
Current consumption	Stromverbrauch	<9 mA	<9 mA	<9 mA
Current load capability	Ausgangsbelastbarkeit	200 mA	200 mA	200 mA
Short circuit protection	Kurzschlusschutz	built-in integriert	built-in integriert	built-in integriert
Voltage drop	Spannungsabfall	<2 V @ 200 mA	<2 V @ 200 mA	<2 V @ 200 mA
Switching frequency	Schaltfrequenz	100 Hz	100 Hz	100 Hz
Adjustment	Einstellung	multi-turn pot Mehrgangpoti	multi-turn pot Mehrgangpoti	multi-turn pot Mehrgangpoti
Operating temperature	Betriebstemperatur	-25...+70 °C	-25...+70 °C	-25...+70 °C
Protection class	Schutzklasse	IP 67	IP 67	IP 67
Sensing face material	Sensorflächenwerkstoff	POM	POM	POM
Housing material	Gehäusewerkstoff	brass Messing	PBT	brass Messing
Switching indicator	Schaltanzeige	built-in integriert	built-in integriert	built-in integriert
Connection	Anschluss	PVC, ultra-flex	PVC, ultra-flex	conn. M12 Stecker M12
Article code PNP, NO	↘	CS30-N35PO80-A2P	CS30-N35PO80P-A2P	CS30-N35PO80-A12
Article code PNP, NC	↗	CS30-N35PC80-A2P	CS30-N35PC80P-A2P	CS30-N35PC80-A12
Article code NPN, NO	↘	CS30-N35NO80-A2P	CS30-N35NO80P-A2P	CS30-N35NO80-A12
Article code NPN, NC	↗	CS30-N35NC80-A2P	CS30-N35NC80P-A2P	CS30-N35NC80-A12

non-flush
nicht bündig
M30×1.5 | 35 mm



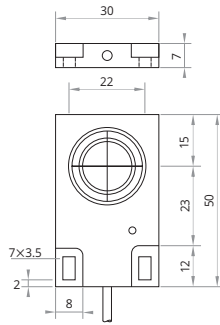
increased
erhöht



flush
bündig
30×50 mm | 6 mm



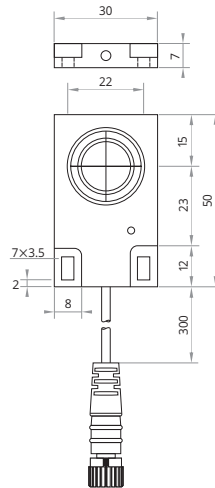
increased
erhöht



flush
bündig
30×50 mm | 6 mm



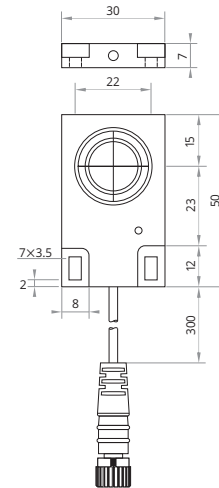
increased
erhöht



flush
bündig
30×50 mm | 6 mm



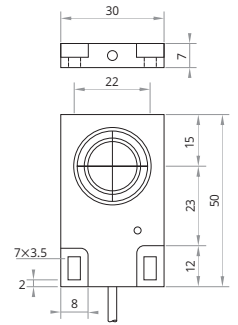
increased
erhöht



non-flush
nicht bündig
30×50 mm | 10 mm



increased
erhöht



35 mm	6 mm	6 mm	6 mm	10 mm
10...30 V _{DC}	10...30 V _{DC}	10...30 V _{DC}	10...30 V _{DC}	10...30 V _{DC}
built-in integriert	built-in integriert	built-in integriert	built-in integriert	built-in integriert
<9 mA	<9 mA	<9 mA	<9 mA	<9 mA
200 mA	200 mA	200 mA	200 mA	200 mA
built-in integriert	built-in integriert	built-in integriert	built-in integriert	built-in integriert
<2 V @ 200 mA	<2 V @ 200 mA	<2 V @ 200 mA	<2 V @ 200 mA	<2 V @ 200 mA
100 Hz	100 Hz	100 Hz	100 Hz	100 Hz
multi-turn pot Mehrgangpoti	multi-turn pot Mehrgangpoti	multi-turn pot Mehrgangpoti	multi-turn pot Mehrgangpoti	multi-turn pot Mehrgangpoti
-25...+70 °C	-25...+70 °C	-25...+70 °C	-25...+70 °C	-25...+70 °C
IP 67	IP 67	IP 67	IP 67	IP 67
POM	POM	POM	POM	POM
PBT	PBT	PBT	PBT	PBT
built-in integriert	built-in integriert	built-in integriert	built-in integriert	built-in integriert
conn. M12 Stecker M12	PVC, ultra-flex	PVC, ultra-flex	PUR, ultra-flex	PVC, ultra-flex
CS30-N35PO80P-A12	CS3050-S6PO7-A2P	CS3050-S6PO7-3U8	CS3050-S6PO7-3U8	CS3050-N10PO7-A2P
CS30-N35PC80P-A12	CS3050-S6PC7-A2P	CS3050-S6PC7-3U8	CS3050-S6PC7-3U8	CS3050-N10PC7-A2P
CS30-N35NO80P-A12	CS3050-S6NO7-A2P	CS3050-S6NO7-3U8	CS3050-S6NO7-3U8	CS3050-N10NO7-A2P
CS30-N35NC80P-A12	CS3050-S6NC7-A2P	CS3050-S6NC7-3U8	CS3050-S6NC7-3U8	CS3050-N10NC7-A2P

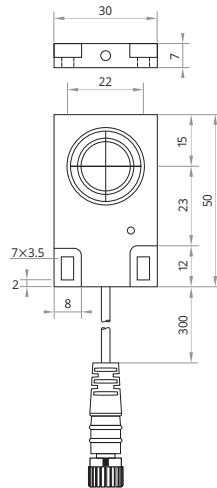
Capacitive Proximity Switch 3-Wire DC

Kapazitive Näherungsschalter 3-Leiter DC

non-flush
nicht bündig
30×50 mm | 10 mm



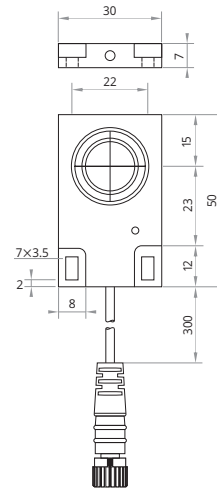
increased
erhöht



non-flush
nicht bündig
30×50 mm | 10 mm



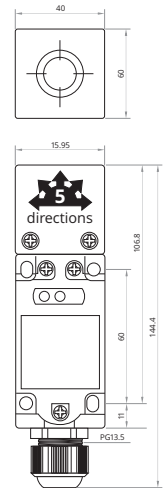
increased
erhöht



flush
bündig
40×40 mm | 20 mm



increased
erhöht



Sensing distance S_n	Schaltabstand S_n	10 mm	10 mm	20 mm
Operating voltage	Betriebsspannung	10...30 V _{DC}	10...30 V _{DC}	10...30 V _{DC}
Reverse polarity protection	Verpolungsschutz	built-in integriert	built-in integriert	built-in integriert
Current consumption	Stromverbrauch	<9 mA	<9 mA	<10 mA
Current load capability	Ausgangsbelastbarkeit	200 mA	200 mA	200 mA
Short circuit protection	Kurzschlusschutz	built-in integriert	built-in integriert	built-in integriert
Voltage drop	Spannungsabfall	<2 V @ 200 mA	<2 V @ 200 mA	<2 V @ 200 mA
Switching frequency	Schaltfrequenz	100 Hz	100 Hz	100 Hz
Adjustment	Einstellung	multi-turn pot Mehrgangpoti	multi-turn pot Mehrgangpoti	multi-turn pot Mehrgangpoti
Operating temperature	Betriebstemperatur	-25...+70 °C	-25...+70 °C	-25...+70 °C
Protection class	Schutzklasse	IP 67	IP 67	IP 67
Sensing face material	Sensorflächenwerkstoff	POM	POM	POM
Housing material	Gehäusewerkstoff	PBT	PBT	PBT
Switching indicator	Schaltanzeige	built-in integriert	built-in integriert	built-in integriert
Connection	Anschluss	PVC, ultra-flex	PUR, ultra-flex	terminal Klemme
Article code PNP, NO	┌	CS3050-N10PO7-3U8	CS3050-N10PO7-3U8	CS40-S20POL-PG13
Article code PNP, NC	└	CS3050-N10PC7-3U8	CS3050-N10PC7-3U8	CS40-S20PCL-PG13
Article code NPN, NO	┌	CS3050-N10NO7-3U8	CS3050-N10NO7-3U8	CS40-S20PCOL-PG13
Article code NPN, NC	└	CS3050-N10NC7-3U8	CS3050-N10NC7-3U8	CS40-S20NOL-PG13

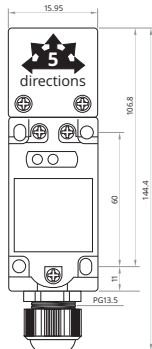
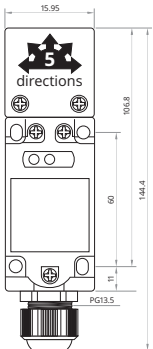
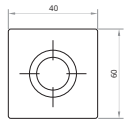
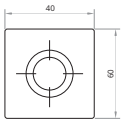
flush
bündig
40×40 mm | 20 mm

non-flush
nicht bündig
40×40 mm | 30 mm



increased
erhöht

increased
erhöht



20 mm

10...30 V_{DC}

built-in integriert

<10 mA

200 mA

built-in integriert

<2 V @ 200 mA

100 Hz

multi-turn pot Mehrgangpoti

-25...+70 °C

IP 67

POM

PBT

built-in integriert

terminal Klemme

CS40-S20NCL-PG13
CS40-S20NCOL-PG13

CS40-S20POL-PG13

CS40-S20PCL-PG13

30 mm

10...30 V_{DC}

built-in integriert

<10 mA

200 mA

built-in integriert

<2 V @ 200 mA

100 Hz

multi-turn pot Mehrgangpoti

-25...+70 °C

IP 67

POM

PBT

built-in integriert

terminal Klemme

CS40-N30PCOL-PG13
CS40-N30NOL-PG13

CS40-N30NCL-PG13

CS40-N30NCOL-PG13

Benefits:

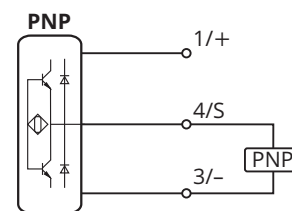
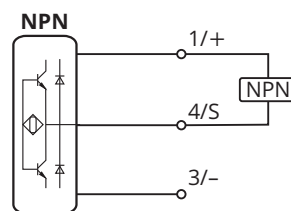
- ▶ Embedded amplifier permanent heatproof for temperatures up to 150 °C (302 °F)
- ▶ Extreme longevity
- ▶ Temperature resistant PTFE sensing face
- ▶ PTFE and silicone cables available
- ▶ Potentiometer for sensitivity adjustment
- ▶ Sizes M8...M30 available

Vorteile:

- ▶ Integrierter Verstärker für Temperaturen dauerhaft hitzefest bis zu 150 °C (302 °F)
- ▶ Äußerst langlebig
- ▶ Hitzefeste PTFE-Sensorfläche
- ▶ PTFE-Kabel und Silikonkabel erhältlich
- ▶ Potentiometer zur Einstellung der Empfindlichkeit eingebaut
- ▶ Größen M8...M30 erhältlich

Data sheets are available on <http://xecro.com>.

Datenblätter sind auf <http://xecro.com> verfügbar.



All devices of this section may not be used if the safety of persons rely on their faultless function!

Alle Geräte dieses Abschnittes dürfen nicht verwendet werden, wenn die Sicherheit von Personen von deren fehlerlosen Funktion abhängt!



Capacitive Sensors 3-Wire DC High Temperature Resistant

XECRO's Capacitive High Temperature Series are designed for the use in permanent environmental temperatures between $-25...+150\text{ }^{\circ}\text{C}$ ($-13...+302\text{ }^{\circ}\text{F}$). The signal processor of the sensors of the Capacitive High Temperature Series fits the same housings as other capacitive sensors from XECRO.

XECRO's Capacitive High Temperature Series sensors are available in sizes from M8 to M30 and are connected by silicone or PTFE cables. Silicone cables have an impressive flexibility making them a perfect choice for movable installations. Conversely, PTFE has an excellent mechanical sturdiness, but should be used only in fixed installations.

XECROs Kapazitive Hochtemperatur-Baureihe wurde für den dauerhaften Betrieb bei Temperaturen zwischen $-25...+150\text{ }^{\circ}\text{C}$ ($-13...+356\text{ }^{\circ}\text{F}$) entwickelt. Die Hochtemperatur-Schaltungen passen in die gleichen Gehäuse anderer kapazitiver Baureihen von XECRO.

XECROs kapazitive Hochtemperatur-Sensoren sind in den Baugrößen M8 bis M30 erhältlich und sind wahlweise mit Anschlussleitungen aus Silikon oder PTFE ausgestattet. Silikonleitungen sind beeindruckend flexibel, was sie für bewegliche Installationen prädestiniert. Im Gegensatz dazu hat PTFE eine ausgezeichnete mechanische Widerstandsfähigkeit, sollte aber nur fest installiert werden.

Capacitive Proximity Switch
3-Wire DC
High Temperature Resistant

Kapazitive Näherungsschalter
3-Leiter DC Hitzebeständig

flush
bündig
M8×1 | 1 mm



flush
bündig
M8×1 | 1 mm



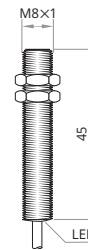
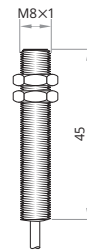
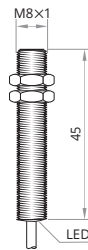
flush
bündig
M8×1 | 1 mm



120 °C · 248 °F

120 °C · 248 °F

120 °C · 248 °F



Sensing distance S_n	Schaltabstand S_n	1 mm		1 mm		1 mm	
Operating voltage	Betriebsspannung	10...30 V _{DC}		10...30 V _{DC}		10...30 V _{DC}	
Reverse polarity protection	Verpolungsschutz	built-in	integriert	built-in	integriert	built-in	integriert
Current consumption	Stromverbrauch	<8 mA		<8 mA		<8 mA	
Current load capability	Ausgangsbelastbarkeit	120 mA		120 mA		120 mA	
Short circuit protection	Kurzschlusschutz	built-in	integriert	built-in	integriert	built-in	integriert
Voltage drop	Spannungsabfall	<2 V @ 120 mA		<2 V @ 120 mA		<2 V @ 120 mA	
Switching frequency	Schaltfrequenz	50 Hz		50 Hz		50 Hz	
Adjustment	Einstellung	—		—		—	
Operating temperature	Betriebstemperatur	-25...+120 °C		-25...+120 °C		-25...+120 °C	
Protection class	Schutzklasse	IP 67		IP 67		IP 67	
Sensing face material	Sensorflächenwerkstoff	PTFE		PTFE		PTFE	
Housing material	Gehäusewerkstoff	brass	Messing	brass	Messing	brass	Messing
Switching indicator	Schaltanzeige	built-in*	integriert*	—	—	built-in*	integriert*
Connection	Anschluss	silicone	Silikon	silicone	Silikon	PTFE	—
Article code PNP, NO	—	CHT8-S1APO45-A2S		CHT8-S1APO45-N2S		CHT8-S1APO45-A2T	
Article code PNP, NC	—	CHT8-S1APC45-A2S		CHT8-S1APC45-N2S		CHT8-S1APC45-A2T	
Article code NPN, NO	—	CHT8-S1ANO45-A2S		CHT8-S1ANO45-N2S		CHT8-S1ANO45-A2T	
Article code NPN, NC	—	CHT8-S1ANC45-A2S		CHT8-S1ANC45-N2S		CHT8-S1ANC45-A2T	

Mind O=0, I=I≠1, S=5, B=8.

O=0, I=I≠1, S=5, B=8 beachten.

* Only for adjustment. LED may fail when operating at more than 120 °C (248 °F). The LED has no warranty.

* Nur zur Einstellung. Die LED kann bei Betrieb über 120 °C ausfallen. Die LED hat keine Garantie.

flush
bündig
M8x1 | 1 mm



non-flush
nicht bündig
M8x1 | 2 mm



non-flush
nicht bündig
M8x1 | 2 mm



non-flush
nicht bündig
M8x1 | 2 mm



non-flush
nicht bündig
M8x1 | 2 mm



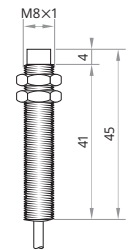
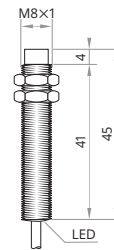
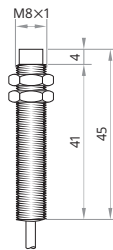
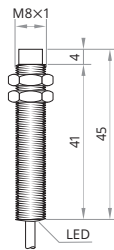
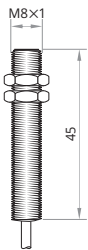
120 °C · 248 °F

120 °C · 248 °F

120 °C · 248 °F

120 °C · 248 °F

120 °C · 248 °F



1 mm		2 mm		2 mm		2 mm		2 mm	
10...30 V _{DC}		10...30 V _{DC}		10...30 V _{DC}		10...30 V _{DC}		10...30 V _{DC}	
built-in	integriert	built-in	integriert	built-in	integriert	built-in	integriert	built-in	integriert
<8 mA		<8 mA		<8 mA		<8 mA		<8 mA	
120 mA		120 mA		120 mA		120 mA		120 mA	
built-in	integriert	built-in	integriert	built-in	integriert	built-in	integriert	built-in	integriert
<2 V @ 120 mA		<2 V @ 120 mA		<2 V @ 120 mA		<2 V @ 120 mA		<2 V @ 120 mA	
50 Hz		50 Hz		50 Hz		50 Hz		50 Hz	
—		—		—		—		—	
-25...+120 °C		-25...+120 °C		-25...+120 °C		-25...+120 °C		-25...+120 °C	
IP 67		IP 67		IP 67		IP 67		IP 67	
PTFE		PTFE		PTFE		PTFE		PTFE	
brass	Messing	brass	Messing	brass	Messing	brass	Messing	brass	Messing
—	—	built-in*	integriert*	—	—	built-in*	integriert*	—	—
PTFE	—	silicone	Silikon	silicone	Silikon	PTFE	—	PTFE	—
CHT8-S1APO45-N2T	—	CHT8-N2APO45-A2S	—	CHT8-N2APO45-N2S	—	CHT8-N2APO45-A2T	—	CHT8-N2APO45-N2T	—
CHT8-S1APC45-N2T	—	CHT8-N2APC45-A2S	—	CHT8-N2APC45-N2S	—	CHT8-N2APC45-A2T	—	CHT8-N2APC45-N2T	—
CHT8-S1ANO45-N2T	—	CHT8-N2ANO45-A2S	—	CHT8-N2ANO45-N2S	—	CHT8-N2ANO45-A2T	—	CHT8-N2ANO45-N2T	—
CHT8-S1ANC45-N2T	—	CHT8-N2ANC45-A2S	—	CHT8-N2ANC45-N2S	—	CHT8-N2ANC45-A2T	—	CHT8-N2ANC45-N2T	—

XECRO reserves the right to make minor changes without prior notification.
XECRO behält sich das Recht auf geringe Änderungen ohne Ankündigung vor.

Capacitive Proximity Switch
3-Wire DC
High Temperature Resistant

Kapazitive Näherungsschalter
3-Leiter DC Hitzebeständig

flush
bündig
M12×1 | 4 mm



120 °C · 248 °F

flush
bündig
M12×1 | 4 mm

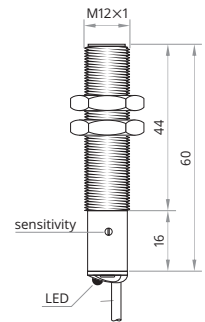
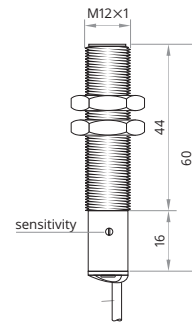
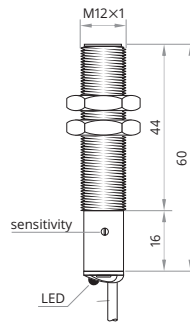


120 °C · 248 °F

flush
bündig
M12×1 | 4 mm



120 °C · 248 °F



Sensing distance S_n	Schaltabstand S_n	4 mm	4 mm	4 mm
Operating voltage	Betriebsspannung	10...30 V _{DC}	10...30 V _{DC}	10...30 V _{DC}
Reverse polarity protection	Verpolungsschutz	built-in	integriert	built-in
Current consumption	Stromverbrauch	<8 mA	<8 mA	<8 mA
Current load capability	Ausgangsbelastbarkeit	120 mA	120 mA	120 mA
Short circuit protection	Kurzschlusschutz	built-in	integriert	built-in
Voltage drop	Spannungsabfall	<2 V @ 120 mA	<2 V @ 120 mA	<2 V @ 120 mA
Switching frequency	Schaltfrequenz	50 Hz	50 Hz	50 Hz
Adjustment	Einstellung	multi-turn pot Mehrgangpoti	multi-turn pot Mehrgangpoti	multi-turn pot Mehrgangpoti
Operating temperature	Betriebstemperatur	-25...+120 °C	-25...+120 °C	-25...+120 °C
Protection class	Schutzklasse	IP 67	IP 67	IP 67
Sensing face material	Sensorflächenwerkstoff	PTFE	PTFE	PTFE
Housing material	Gehäusewerkstoff	brass	Messing	brass
Switching indicator	Schaltanzeige	built-in*	integriert*	built-in*
Connection	Anschluss	silicone	Silikon	PTFE
Article code PNP, NO	↘	CHT12-S4APO60-A2S	CHT12-S4APO60-N2S	CHT12-S4APO60-A2T
Article code PNP, NC	↗	CHT12-S4APC60-A2S	CHT12-S4APC60-N2S	CHT12-S4APC60-A2T
Article code NPN, NO	↘	CHT12-S4ANO60-A2S	CHT12-S4ANO60-N2S	CHT12-S4ANO60-A2T
Article code NPN, NC	↗	CHT12-S4ANC60-A2S	CHT12-S4ANC60-N2S	CHT12-S4ANC60-A2T

Mind O≠0, I≠I=1, S≠5, B≠8.

O≠0, I≠I=1, S≠5, B≠8 beachten.

* Only for adjustment. LED may fail when operating at more than 120 °C (248 °F). The LED has no warranty.

* Nur zur Einstellung. Die LED kann bei Betrieb über 120 °C ausfallen. Die LED hat keine Garantie.

flush
bündig
M12x1 | 4 mm



120 °C · 248 °F

non-flush
nicht bündig
M12x1 | 8 mm



120 °C · 248 °F

non-flush
nicht bündig
M12x1 | 8 mm



120 °C · 248 °F

non-flush
nicht bündig
M12x1 | 8 mm

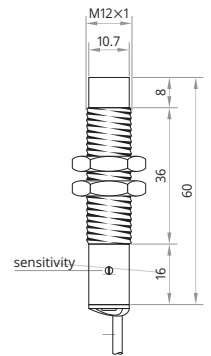
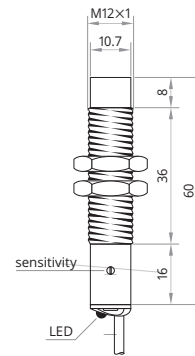
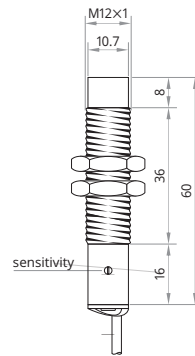
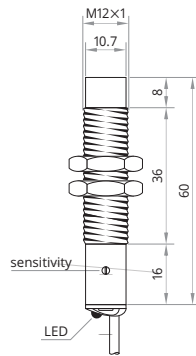
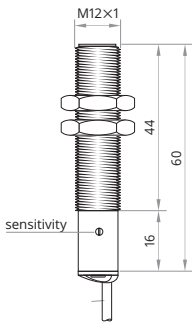


120 °C · 248 °F

non-flush
nicht bündig
M12x1 | 8 mm



120 °C · 248 °F



4 mm	8 mm	8 mm	8 mm	8 mm
10...30 V _{DC}	10...30 V _{DC}	10...30 V _{DC}	10...30 V _{DC}	10...30 V _{DC}
built-in integriert	built-in integriert	built-in integriert	built-in integriert	built-in integriert
<8 mA	<8 mA	<8 mA	<8 mA	<8 mA
120 mA	120 mA	120 mA	120 mA	120 mA
built-in integriert	built-in integriert	built-in integriert	built-in integriert	built-in integriert
<2 V @ 120 mA	<2 V @ 120 mA	<2 V @ 120 mA	<2 V @ 120 mA	<2 V @ 120 mA
50 Hz	50 Hz	50 Hz	50 Hz	50 Hz
multi-turn pot Mehrgangpoti	multi-turn pot Mehrgangpoti	multi-turn pot Mehrgangpoti	multi-turn pot Mehrgangpoti	multi-turn pot Mehrgangpoti
-25...+120 °C	-25...+120 °C	-25...+120 °C	-25...+120 °C	-25...+120 °C
IP 67	IP 67	IP 67	IP 67	IP 67
PTFE	PTFE	PTFE	PTFE	PTFE
brass Messing	brass Messing	brass Messing	brass Messing	brass Messing
—	built-in* integriert*	—	built-in* integriert*	—
PTFE	silicone Silikon	silicone Silikon	PTFE	PTFE
CHT12-S4APO60-N2T	CHT12-N8APO60-A2S	CHT12-N8APO60-N2S	CHT12-N8APO60-A2T	CHT12-N8APO60-N2T
CHT12-S4APC60-N2T	CHT12-N8APC60-A2S	CHT12-N8APC60-N2S	CHT12-N8APC60-A2T	CHT12-N8APC60-N2T
CHT12-S4ANO60-N2T	CHT12-N8ANO60-A2S	CHT12-N8ANO60-N2S	CHT12-N8ANO60-A2T	CHT12-N8ANO60-N2T
CHT12-S4ANC60-N2T	CHT12-N8ANC60-A2S	CHT12-N8ANC60-N2S	CHT12-N8ANC60-A2T	CHT12-N8ANC60-N2T

XECRO reserves the right to make minor changes without prior notification.
XECRO behält sich das Recht auf geringe Änderungen ohne Ankündigung vor.

Capacitive Proximity Switch
3-Wire DC
High Temperature Resistant

Kapazitive Näherungsschalter
3-Leiter DC Hitzebeständig

flush
bündig
M18×1 | 8 mm



120 °C · 248 °F

flush
bündig
M18×1 | 8 mm

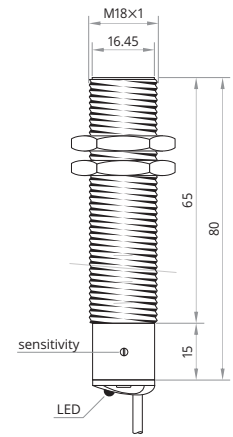
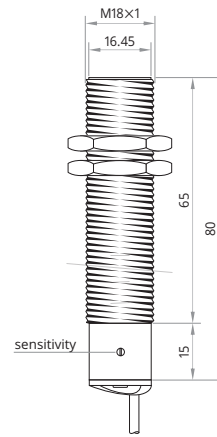
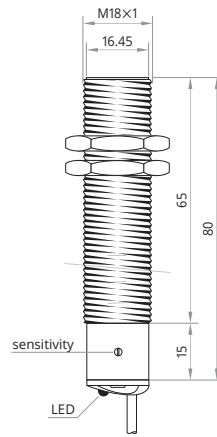


120 °C · 248 °F

flush
bündig
M18×1 | 8 mm



120 °C · 248 °F



Sensing distance S_n	Schaltabstand S_n	8 mm		8 mm		8 mm	
Operating voltage	Betriebsspannung	10...30 V _{DC}		10...30 V _{DC}		10...30 V _{DC}	
Reverse polarity protection	Verpolungsschutz	built-in	integriert	built-in	integriert	built-in	integriert
Current consumption	Stromverbrauch	<8 mA		<8 mA		<8 mA	
Current load capability	Ausgangsbelaubarkeit	150 mA		150 mA		150 mA	
Short circuit protection	Kurzschlusschutz	built-in	integriert	built-in	integriert	built-in	integriert
Voltage drop	Spannungsabfall	<2 V @ 150 mA		<2 V @ 150 mA		<2 V @ 150 mA	
Switching frequency	Schaltfrequenz	50 Hz		50 Hz		50 Hz	
Adjustment	Einstellung	multi-turn pot Mehrgangpoti		multi-turn pot Mehrgangpoti		multi-turn pot Mehrgangpoti	
Operating temperature	Betriebstemperatur	-25...+120 °C		-25...+120 °C		-25...+120 °C	
Protection class	Schutzklasse	IP 67		IP 67		IP 67	
Sensing face material	Sensorflächenwerkstoff	PTFE		PTFE		PTFE	
Housing material	Gehäusewerkstoff	brass	Messing	brass	Messing	brass	Messing
Switching indicator	Schaltanzeige	built-in*	integriert*	—	—	built-in*	integriert*
Connection	Anschluss	silicone	Silikon	silicone	Silikon	PTFE	
Article code PNP, NO	↘	CHT18-S8APO80-A2S		CHT18-S8APO80-N2S		CHT18-S8APO80-A2T	
Article code PNP, NC	↗	CHT18-S8APC80-A2S		CHT18-S8APC80-N2S		CHT18-S8APC80-A2T	
Article code NPN, NO	↘	CHT18-S8ANO80-A2S		CHT18-S8ANO80-N2S		CHT18-S8ANO80-A2T	
Article code NPN, NC	↗	CHT18-S8ANC80-A2S		CHT18-S8ANC80-N2S		CHT18-S8ANC80-A2T	

Mind O≠0, I≠I≠1, S≠5, B≠8.

O≠0, I≠I≠1, S≠5, B≠8 beachten.

* Only for adjustment. LED may fail when operating at more than 120 °C (248 °F). The LED has no warranty.

* Nur zur Einstellung. Die LED kann bei Betrieb über 120 °C ausfallen. Die LED hat keine Garantie.

flush
bündig
M18x1 | 8 mm



120 °C · 248 °F

non-flush
nicht bündig
M18x1 | 15 mm



120 °C · 248 °F

non-flush
nicht bündig
M18x1 | 15 mm



120 °C · 248 °F

non-flush
nicht bündig
M18x1 | 15 mm

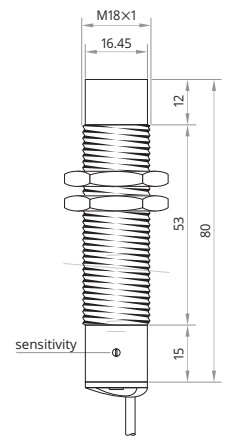
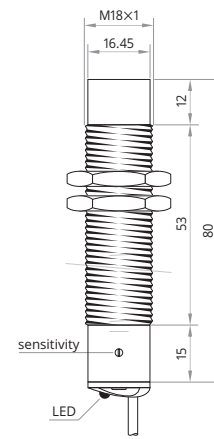
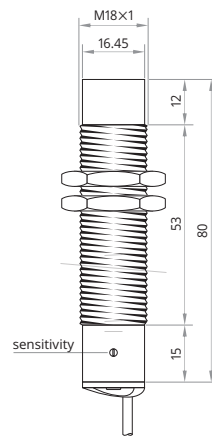
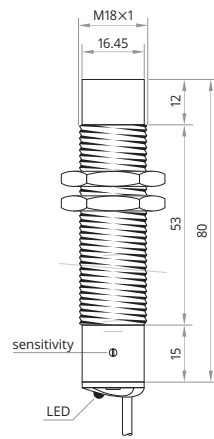
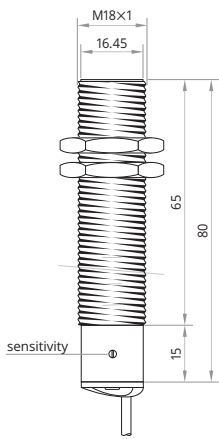


120 °C · 248 °F

non-flush
nicht bündig
M18x1 | 15 mm



120 °C · 248 °F



8 mm	15 mm	15 mm	15 mm	15 mm
10...30 V _{DC}	10...30 V _{DC}	10...30 V _{DC}	10...30 V _{DC}	10...30 V _{DC}
built-in integriert	built-in integriert	built-in integriert	built-in integriert	built-in integriert
<8 mA	<8 mA	<8 mA	<8 mA	<8 mA
150 mA	150 mA	150 mA	150 mA	150 mA
built-in integriert	built-in integriert	built-in integriert	built-in integriert	built-in integriert
<2 V @ 150 mA	<2 V @ 150 mA	<2 V @ 150 mA	<2 V @ 150 mA	<2 V @ 150 mA
50 Hz	50 Hz	50 Hz	50 Hz	50 Hz
multi-turn pot Mehrgangpoti	multi-turn pot Mehrgangpoti	multi-turn pot Mehrgangpoti	multi-turn pot Mehrgangpoti	multi-turn pot Mehrgangpoti
-25...+120 °C	-25...+120 °C	-25...+120 °C	-25...+120 °C	-25...+120 °C
IP 67	IP 67	IP 67	IP 67	IP 67
PTFE	PTFE	PTFE	PTFE	PTFE
brass Messing	brass Messing	brass Messing	brass Messing	brass Messing
—	built-in* integriert*	—	built-in* integriert*	—
PTFE	silicone Silikon	silicone Silikon	PTFE	PTFE
CHT18-S8APO80-N2T	CHT18-N15APO80-A2S	CHT18-N15APO80-N2S	CHT18-N15APO80-A2T	CHT18-N15APO80-N2T
CHT18-S8APC80-N2T	CHT18-N15APC80-A2S	CHT18-N15APC80-N2S	CHT18-N15APC80-A2T	CHT18-N15APC80-N2T
CHT18-S8ANO80-N2T	CHT18-N15ANO80-A2S	CHT18-N15ANO80-N2S	CHT18-N15ANO80-A2T	CHT18-N15ANO80-N2T
CHT18-S8ANC80-N2T	CHT18-N15ANC80-A2S	CHT18-N15ANC80-N2S	CHT18-N15ANC80-A2T	CHT18-N15ANC80-N2T

XECRO reserves the right to make minor changes without prior notification.
XECRO behält sich das Recht auf geringe Änderungen ohne Ankündigung vor.

Capacitive Proximity Switch
3-Wire DC
High Temperature Resistant

Kapazitive Näherungsschalter
3-Leiter DC Hitzebeständig

flush
bündig
M30×1.5 | 20 mm



120 °C · 248 °F

flush
bündig
M30×1.5 | 20 mm

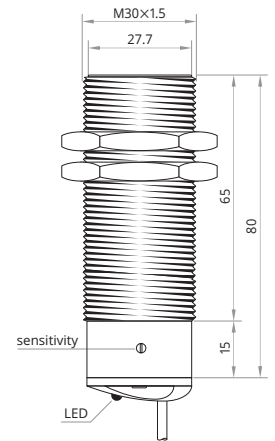
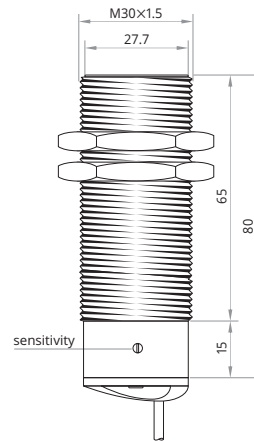
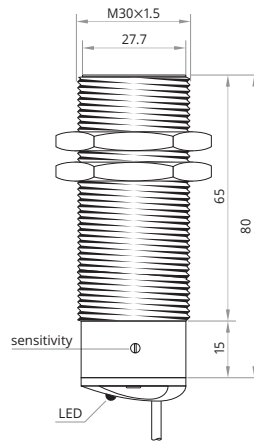


120 °C · 248 °F

flush
bündig
M30×1.5 | 20 mm



120 °C · 248 °F



Sensing distance S_n	Schaltabstand S_n	20 mm	20 mm	20 mm
Operating voltage	Betriebsspannung	10...30 V _{DC}	10...30 V _{DC}	10...30 V _{DC}
Reverse polarity protection	Verpolungsschutz	built-in	integriert	built-in
Current consumption	Stromverbrauch	<8 mA	<8 mA	<8 mA
Current load capability	Ausgangsbelastbarkeit	150 mA	150 mA	150 mA
Short circuit protection	Kurzschlusschutz	built-in	integriert	built-in
Voltage drop	Spannungsabfall	<2 V @ 150 mA	<2 V @ 150 mA	<2 V @ 150 mA
Switching frequency	Schaltfrequenz	50 Hz	50 Hz	50 Hz
Adjustment	Einstellung	multi-turn pot Mehrgangpoti	multi-turn pot Mehrgangpoti	multi-turn pot Mehrgangpoti
Operating temperature	Betriebstemperatur	-25...+120 °C	-25...+120 °C	-25...+120 °C
Protection class	Schutzklasse	IP 67	IP 67	IP 67
Sensing face material	Sensorflächenwerkstoff	PTFE	PTFE	PTFE
Housing material	Gehäusewerkstoff	brass	Messing	brass
Switching indicator	Schaltanzeige	built-in*	integriert*	built-in*
Connection	Anschluss	silicone	Silikon	PTFE
Article code PNP, NO	↘	CHT30-S20APO80-A2S	CHT30-S20APO80-N2S	CHT30-S20APO80-A2T
Article code PNP, NC	↗	CHT30-S20APC80-A2S	CHT30-S20APC80-N2S	CHT30-S20APC80-A2T
Article code NPN, NO	↘	CHT30-S20ANO80-A2S	CHT30-S20ANO80-N2S	CHT30-S20ANO80-A2T
Article code NPN, NC	↗	CHT30-S20ANC80-A2S	CHT30-S20ANC80-N2S	CHT30-S20ANC80-A2T

Mind O≠0, I≠I≠1, S≠5, B≠8.

O≠0, I≠I≠1, S≠5, B≠8 beachten.

* Only for adjustment. LED may fail when operating at more than 120 °C (248 °F). The LED has no warranty.

* Nur zur Einstellung. Die LED kann bei Betrieb über 120 °C ausfallen. Die LED hat keine Garantie.

flush
bündig
M30×1.5 | 20 mm



120 °C · 248 °F

non-flush
nicht bündig
M30×1.5 | 30 mm



120 °C · 248 °F

non-flush
nicht bündig
M30×1.5 | 30 mm



120 °C · 248 °F

non-flush
nicht bündig
M30×1.5 | 30 mm

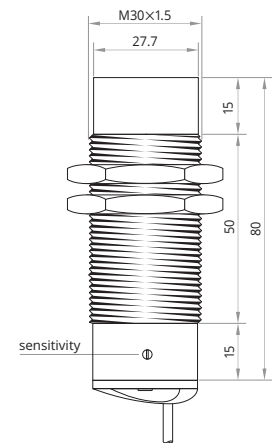
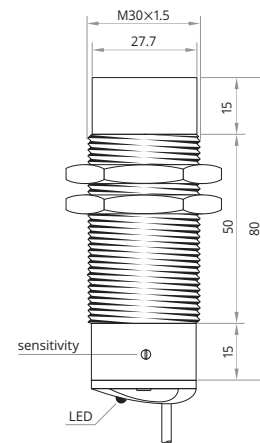
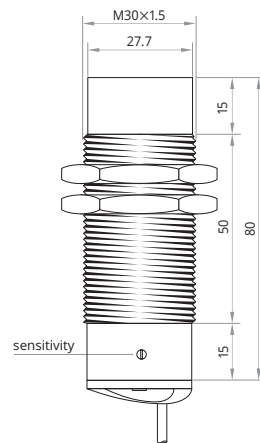
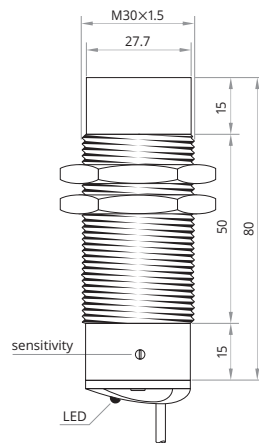
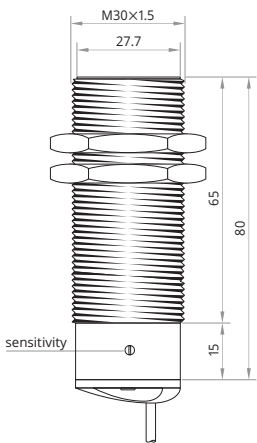


120 °C · 248 °F

non-flush
nicht bündig
M30×1.5 | 30 mm



120 °C · 248 °F



20 mm	30 mm	30 mm	30 mm	30 mm
10...30 V _{DC}	10...30 V _{DC}	10...30 V _{DC}	10...30 V _{DC}	10...30 V _{DC}
built-in integriert	built-in integriert	built-in integriert	built-in integriert	built-in integriert
<8 mA	<8 mA	<8 mA	<8 mA	<8 mA
150 mA	150 mA	150 mA	150 mA	150 mA
built-in integriert	built-in integriert	built-in integriert	built-in integriert	built-in integriert
<2 V @ 150 mA	<2 V @ 150 mA	<2 V @ 150 mA	<2 V @ 150 mA	<2 V @ 150 mA
50 Hz	50 Hz	50 Hz	50 Hz	50 Hz
multi-turn pot Mehrgangpoti	multi-turn pot Mehrgangpoti	multi-turn pot Mehrgangpoti	multi-turn pot Mehrgangpoti	multi-turn pot Mehrgangpoti
-25...+120 °C	-25...+120 °C	-25...+120 °C	-25...+120 °C	-25...+120 °C
IP 67	IP 67	IP 67	IP 67	IP 67
PTFE	PTFE	PTFE	PTFE	PTFE
brass Messing	brass Messing	brass Messing	brass Messing	brass Messing
—	built-in* integriert*	—	built-in* integriert*	—
PTFE	silicone Silikon	silicone Silikon	PTFE	PTFE
CHT30-S20APO80-N2T	CHT30-N30APO80-A2S	CHT30-N30APO80-N2S	CHT30-N30APO80-A2T	CHT30-N30APO80-N2T
CHT30-S20APC80-N2T	CHT30-N30APC80-A2S	CHT30-N30APC80-N2S	CHT30-N30APC80-A2T	CHT30-N30APC80-N2T
CHT30-S20ANO80-N2T	CHT30-N30ANO80-A2S	CHT30-N30ANO80-N2S	CHT30-N30ANO80-A2T	CHT30-N30ANO80-N2T
CHT30-S20ANC80-N2T	CHT30-N30ANC80-A2S	CHT30-N30ANC80-N2S	CHT30-N30ANC80-A2T	CHT30-N30ANC80-N2T

XECRO reserves the right to make minor changes without prior notification.
XECRO behält sich das Recht auf geringe Änderungen ohne Ankündigung vor.

Capacitive Proximity Switch
3-Wire DC
High Temperature Resistant

Kapazitive Näherungsschalter
3-Leiter DC Hitzebeständig

flush
bündig
M12x1 | 4 mm



150 °C · 302 °F

flush
bündig
M12x1 | 4 mm

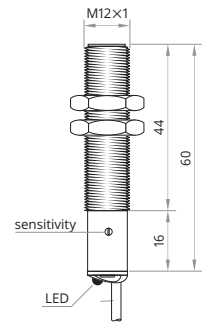
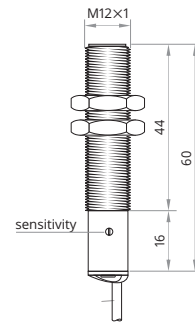
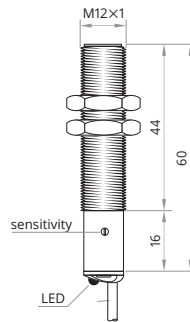


150 °C · 302 °F

flush
bündig
M12x1 | 4 mm



150 °C · 302 °F



Sensing distance S_n	Schaltabstand S_n	4 mm	4 mm	4 mm
Operating voltage	Betriebsspannung	10...30 V _{DC}	10...30 V _{DC}	10...30 V _{DC}
Reverse polarity protection	Verpolungsschutz	built-in	integriert	built-in
Current consumption	Stromverbrauch	<8 mA	<8 mA	<8 mA
Current load capability	Ausgangsbelastbarkeit	120 mA	120 mA	120 mA
Short circuit protection	Kurzschlusschutz	built-in	integriert	built-in
Voltage drop	Spannungsabfall	<2 V @ 120 mA	<2 V @ 120 mA	<2 V @ 120 mA
Switching frequency	Schaltfrequenz	50 Hz	50 Hz	50 Hz
Adjustment	Einstellung	multi-turn pot Mehrgangpoti	multi-turn pot Mehrgangpoti	multi-turn pot Mehrgangpoti
Operating temperature	Betriebstemperatur	-25...+150 °C	-25...+150 °C	-25...+150 °C
Protection class	Schutzklasse	IP 67	IP 67	IP 67
Sensing face material	Sensorflächenwerkstoff	PTFE	PTFE	PTFE
Housing material	Gehäusewerkstoff	brass	Messing	brass
Switching indicator	Schaltanzeige	built-in*	integriert*	built-in*
Connection	Anschluss	silicone	Silikon	PTFE
Article code PNP, NO	↘	CHT12-S4BPO60-A2S	CHT12-S4BPO60-N2S	CHT12-S4BPO60-A2T
Article code PNP, NC	↗	CHT12-S4BPC60-A2S	CHT12-S4BPC60-N2S	CHT12-S4BPC60-A2T
Article code NPN, NO	↘	CHT12-S4BNO60-A2S	CHT12-S4BNO60-N2S	CHT12-S4BNO60-A2T
Article code NPN, NC	↗	CHT12-S4BNC60-A2S	CHT12-S4BNC60-N2S	CHT12-S4BNC60-A2T

Mind O≠0, I≠I=1, S≠5, B≠8.

O≠0, I≠I=1, S≠5, B≠8 beachten.

* Only for adjustment. LED may fail when operating at more than 120 °C (248 °F). The LED has no warranty.

* Nur zur Einstellung. Die LED kann bei Betrieb über 120 °C ausfallen. Die LED hat keine Garantie.

flush
bündig
M12x1 | 4 mm



150 °C · 302 °F

non-flush
nicht bündig
M12x1 | 8 mm



150 °C · 302 °F

non-flush
nicht bündig
M12x1 | 8 mm



150 °C · 302 °F

non-flush
nicht bündig
M12x1 | 8 mm

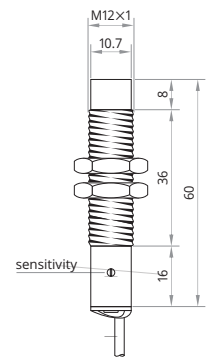
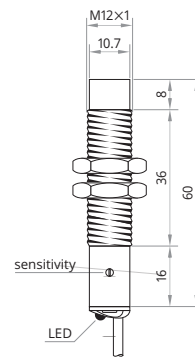
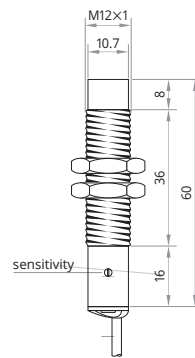
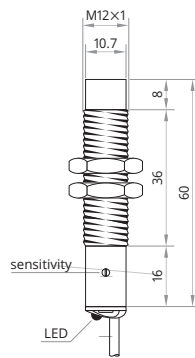
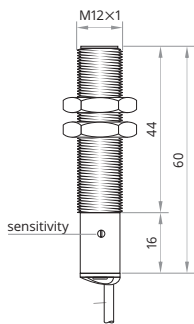


150 °C · 302 °F

non-flush
nicht bündig
M12x1 | 8 mm



150 °C · 302 °F



4 mm	8 mm	8 mm	8 mm	8 mm
10...30 V _{DC}	10...30 V _{DC}	10...30 V _{DC}	10...30 V _{DC}	10...30 V _{DC}
built-in integriert	built-in integriert	built-in integriert	built-in integriert	built-in integriert
<8 mA	<8 mA	<8 mA	<8 mA	<8 mA
120 mA	120 mA	120 mA	120 mA	120 mA
built-in integriert	built-in integriert	built-in integriert	built-in integriert	built-in integriert
<2 V @ 120 mA	<2 V @ 120 mA	<2 V @ 120 mA	<2 V @ 120 mA	<2 V @ 120 mA
50 Hz	50 Hz	50 Hz	50 Hz	50 Hz
multi-turn pot Mehrgangpoti	multi-turn pot Mehrgangpoti	multi-turn pot Mehrgangpoti	multi-turn pot Mehrgangpoti	multi-turn pot Mehrgangpoti
-25...+150 °C	-25...+150 °C	-25...+150 °C	-25...+150 °C	-25...+150 °C
IP 67	IP 67	IP 67	IP 67	IP 67
PTFE	PTFE	PTFE	PTFE	PTFE
brass Messing	brass Messing	brass Messing	brass Messing	brass Messing
—	built-in* integriert*	—	built-in* integriert*	—
PTFE	silicone Silikon	silicone Silikon	PTFE	PTFE
CHT12-S4BPO60-N2T	CHT12-N8BPO60-A2S	CHT12-N8BPO60-N2S	CHT12-N8BPO60-A2T	CHT12-N8BPO60-N2T
CHT12-S4BPC60-N2T	CHT12-N8BPC60-A2S	CHT12-N8BPC60-N2S	CHT12-N8BPC60-A2T	CHT12-N8BPC60-N2T
CHT12-S4BNO60-N2T	CHT12-N8BNO60-A2S	CHT12-N8BNO60-N2S	CHT12-N8BNO60-A2T	CHT12-N8BNO60-N2T
CHT12-S4BNC60-N2T	CHT12-N8BNC60-A2S	CHT12-N8BNC60-N2S	CHT12-N8BNC60-A2T	CHT12-N8BNC60-N2T

Capacitive Proximity Switch
3-Wire DC
High Temperature Resistant

Kapazitive Näherungsschalter
3-Leiter DC Hitzebeständig

flush
bündig
M18×1 | 8 mm



150 °C · 302 °F

flush
bündig
M18×1 | 8 mm

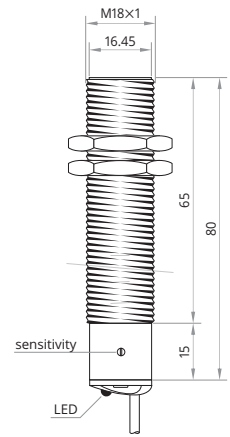
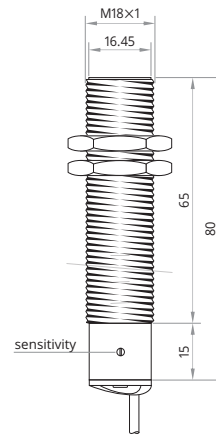
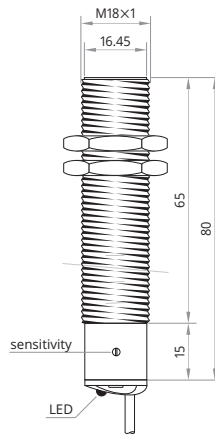


150 °C · 302 °F

flush
bündig
M18×1 | 8 mm



150 °C · 302 °F



Sensing distance S_n	Schaltabstand S_n	8 mm		8 mm		8 mm	
Operating voltage	Betriebsspannung	10...30 V _{DC}		10...30 V _{DC}		10...30 V _{DC}	
Reverse polarity protection	Verpolungsschutz	built-in	integriert	built-in	integriert	built-in	integriert
Current consumption	Stromverbrauch	<8 mA		<8 mA		<8 mA	
Current load capability	Ausgangsbelastbarkeit	150 mA		150 mA		150 mA	
Short circuit protection	Kurzschlusschutz	built-in	integriert	built-in	integriert	built-in	integriert
Voltage drop	Spannungsabfall	<2 V @ 150 mA		<2 V @ 150 mA		<2 V @ 150 mA	
Switching frequency	Schaltfrequenz	50 Hz		50 Hz		50 Hz	
Adjustment	Einstellung	multi-turn pot Mehrgangpoti		multi-turn pot Mehrgangpoti		multi-turn pot Mehrgangpoti	
Operating temperature	Betriebstemperatur	-25...+150 °C		-25...+150 °C		-25...+150 °C	
Protection class	Schutzklasse	IP 67		IP 67		IP 67	
Sensing face material	Sensorflächenwerkstoff	PTFE		PTFE		PTFE	
Housing material	Gehäusewerkstoff	brass	Messing	brass	Messing	brass	Messing
Switching indicator	Schaltanzeige	built-in*	integriert*	—	—	built-in*	integriert*
Connection	Anschluss	silicone	Silikon	silicone	Silikon	PTFE	
Article code PNP, NO	↘	CHT18-S8BPO80-A2S		CHT18-S8BPO80-N2S		CHT18-S8BPO80-A2T	
Article code PNP, NC	↗	CHT18-S8BPC80-A2S		CHT18-S8BPC80-N2S		CHT18-S8BPC80-A2T	
Article code NPN, NO	↘	CHT18-S8BNO80-A2S		CHT18-S8BNO80-N2S		CHT18-S8BNO80-A2T	
Article code NPN, NC	↗	CHT18-S8BNC80-A2S		CHT18-S8BNC80-N2S		CHT18-S8BNC80-A2T	

Mind O=0, I=I±1, S=5, B=8.

O=0, I=I±1, S=5, B=8 beachten.

* Only for adjustment. LED may fail when operating at more than 120 °C (248 °F). The LED has no warranty.

* Nur zur Einstellung. Die LED kann bei Betrieb über 120 °C ausfallen. Die LED hat keine Garantie.

flush
bündig
M18×1 | 8 mm



150 °C · 302 °F

non-flush
nicht bündig
M18×1 | 15 mm



150 °C · 302 °F

non-flush
nicht bündig
M18×1 | 15 mm



150 °C · 302 °F

non-flush
nicht bündig
M18×1 | 15 mm

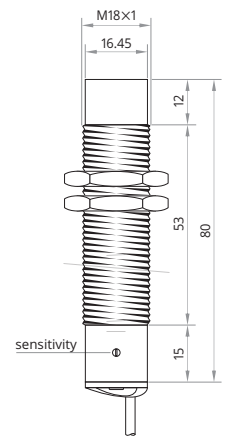
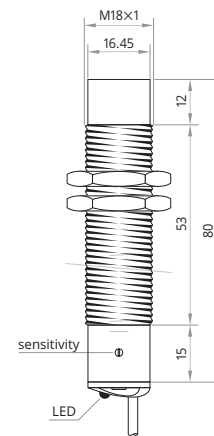
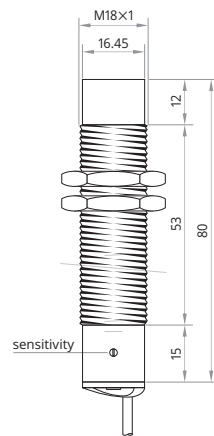
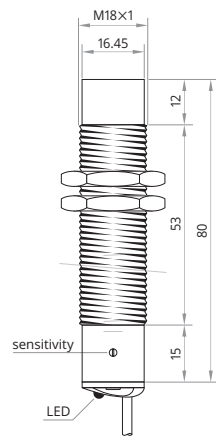
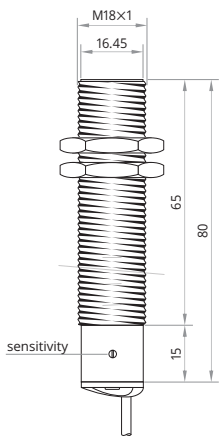


150 °C · 302 °F

non-flush
nicht bündig
M18×1 | 15 mm



150 °C · 302 °F



8 mm	15 mm	15 mm	15 mm	15 mm
10...30 V _{DC}	10...30 V _{DC}	10...30 V _{DC}	10...30 V _{DC}	10...30 V _{DC}
built-in integriert	built-in integriert	built-in integriert	built-in integriert	built-in integriert
<8 mA	<8 mA	<8 mA	<8 mA	<8 mA
150 mA	150 mA	150 mA	150 mA	150 mA
built-in integriert	built-in integriert	built-in integriert	built-in integriert	built-in integriert
<2 V @ 150 mA	<2 V @ 150 mA	<2 V @ 150 mA	<2 V @ 150 mA	<2 V @ 150 mA
50 Hz	50 Hz	50 Hz	50 Hz	50 Hz
multi-turn pot Mehrgangpoti	multi-turn pot Mehrgangpoti	multi-turn pot Mehrgangpoti	multi-turn pot Mehrgangpoti	multi-turn pot Mehrgangpoti
-25...+150 °C	-25...+150 °C	-25...+150 °C	-25...+150 °C	-25...+150 °C
IP 67	IP 67	IP 67	IP 67	IP 67
PTFE	PTFE	PTFE	PTFE	PTFE
brass Messing	brass Messing	brass Messing	brass Messing	brass Messing
—	built-in* integriert*	—	built-in* integriert*	—
PTFE	silicone Silikon	silicone Silikon	PTFE	PTFE
CHT18-S8BPO80-N2T	CHT18-N15BPO80-A2S	CHT18-N15BPO80-N2S	CHT18-N15BPO80-A2T	CHT18-N15BPO80-N2T
CHT18-S8BPC80-N2T	CHT18-N15BPC80-A2S	CHT18-N15BPC80-N2S	CHT18-N15BPC80-A2T	CHT18-N15BPC80-N2T
CHT18-S8BNO80-N2T	CHT18-N15BNO80-A2S	CHT18-N15BNO80-N2S	CHT18-N15BNO80-A2T	CHT18-N15BNO80-N2T
CHT18-S8BNC80-N2T	CHT18-N15BNC80-A2S	CHT18-N15BNC80-N2S	CHT18-N15BNC80-A2T	CHT18-N15BNC80-N2T

XECRO reserves the right to make minor changes without prior notification.
XECRO behält sich das Recht auf geringe Änderungen ohne Ankündigung vor.

Capacitive Proximity Switch
3-Wire DC
High Temperature Resistant

Kapazitive Näherungsschalter
3-Leiter DC Hitzebeständig

flush
bündig
M30×1.5 | 20 mm



150 °C · 302 °F

flush
bündig
M30×1.5 | 20 mm

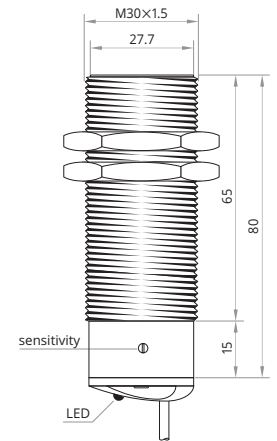
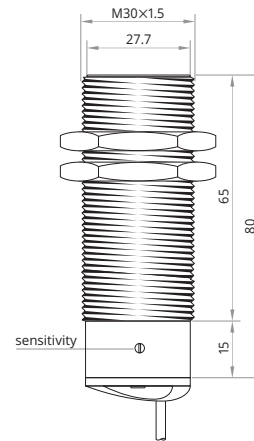
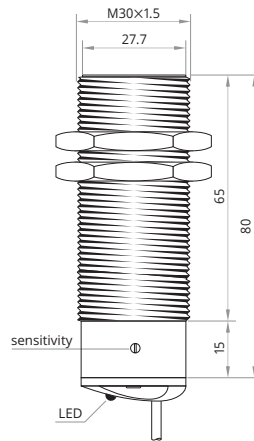


150 °C · 302 °F

flush
bündig
M30×1.5 | 20 mm



150 °C · 302 °F



Sensing distance S_n	Schaltabstand S_n	20 mm	20 mm	20 mm
Operating voltage	Betriebsspannung	10...30 V _{DC}	10...30 V _{DC}	10...30 V _{DC}
Reverse polarity protection	Verpolungsschutz	built-in	integriert	built-in
Current consumption	Stromverbrauch	<8 mA	<8 mA	<8 mA
Current load capability	Ausgangsbelastbarkeit	150 mA	150 mA	150 mA
Short circuit protection	Kurzschlusschutz	built-in	integriert	built-in
Voltage drop	Spannungsabfall	<2 V @ 150 mA	<2 V @ 150 mA	<2 V @ 150 mA
Switching frequency	Schaltfrequenz	50 Hz	50 Hz	50 Hz
Adjustment	Einstellung	multi-turn pot Mehrgangpoti	multi-turn pot Mehrgangpoti	multi-turn pot Mehrgangpoti
Operating temperature	Betriebstemperatur	-25...+150 °C	-25...+150 °C	-25...+150 °C
Protection class	Schutzklasse	IP 67	IP 67	IP 67
Sensing face material	Sensorflächenwerkstoff	PTFE	PTFE	PTFE
Housing material	Gehäusewerkstoff	brass	Messing	brass
Switching indicator	Schaltanzeige	built-in*	integriert*	built-in*
Connection	Anschluss	silicone	Silikon	PTFE
Article code PNP, NO	↘	CHT30-S20BPO80-A2S	CHT30-S20BPO80-N2S	CHT30-S20BPO80-A2T
Article code PNP, NC	↗	CHT30-S20BPC80-A2S	CHT30-S20BPC80-N2S	CHT30-S20BPC80-A2T
Article code NPN, NO	↘	CHT30-S20BNO80-A2S	CHT30-S20BNO80-N2S	CHT30-S20BNO80-A2T
Article code NPN, NC	↗	CHT30-S20BNC80-A2S	CHT30-S20BNC80-N2S	CHT30-S20BNC80-A2T

Mind O≠0, I≠I=1, S≠5, B≠8.

O≠0, I≠I=1, S≠5, B≠8 beachten.

* Only for adjustment. LED may fail when operating at more than 120 °C (248 °F). The LED has no warranty.

* Nur zur Einstellung. Die LED kann bei Betrieb über 120 °C ausfallen. Die LED hat keine Garantie.

flush
bündig
M30×1.5 | 20 mm



150 °C · 302 °F

non-flush
nicht bündig
M30×1.5 | 30 mm



150 °C · 302 °F

non-flush
nicht bündig
M30×1.5 | 30 mm



150 °C · 302 °F

non-flush
nicht bündig
M30×1.5 | 30 mm

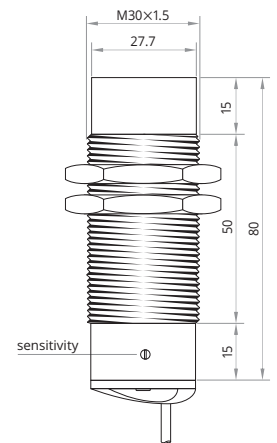
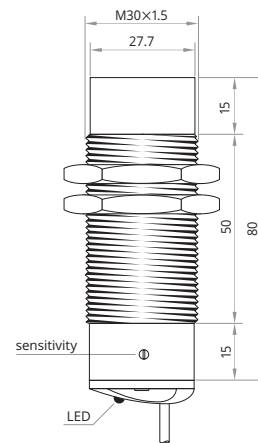
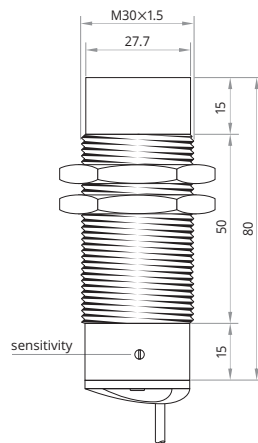
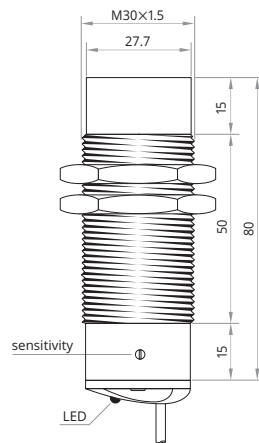
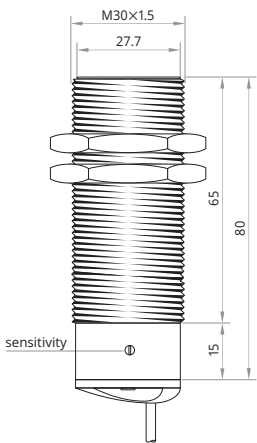


150 °C · 302 °F

non-flush
nicht bündig
M30×1.5 | 30 mm



150 °C · 302 °F



20 mm	30 mm	30 mm	30 mm	30 mm
10...30 V _{DC}	10...30 V _{DC}	10...30 V _{DC}	10...30 V _{DC}	10...30 V _{DC}
built-in integriert	built-in integriert	built-in integriert	built-in integriert	built-in integriert
<8 mA	<8 mA	<8 mA	<8 mA	<8 mA
150 mA	150 mA	150 mA	150 mA	150 mA
built-in integriert	built-in integriert	built-in integriert	built-in integriert	built-in integriert
<2 V @ 150 mA	<2 V @ 150 mA	<2 V @ 150 mA	<2 V @ 150 mA	<2 V @ 150 mA
50 Hz	50 Hz	50 Hz	50 Hz	50 Hz
multi-turn pot Mehrgangpoti	multi-turn pot Mehrgangpoti	multi-turn pot Mehrgangpoti	multi-turn pot Mehrgangpoti	multi-turn pot Mehrgangpoti
-25...+150 °C	-25...+150 °C	-25...+150 °C	-25...+150 °C	-25...+150 °C
IP 67	IP 67	IP 67	IP 67	IP 67
PTFE	PTFE	PTFE	PTFE	PTFE
brass Messing	brass Messing	brass Messing	brass Messing	brass Messing
—	built-in* integriert*	—	built-in* integriert*	—
PTFE	silicone Silikon	silicone Silikon	PTFE	PTFE
CHT30-S20BPO80-N2T	CHT30-N30BPO80-A2S	CHT30-N30BPO80-N2S	CHT30-N30BPO80-A2T	CHT30-N30BPO80-N2T
CHT30-S20BPC80-N2T	CHT30-N30BPC80-A2S	CHT30-N30BPC80-N2S	CHT30-N30BPC80-A2T	CHT30-N30BPC80-N2T
CHT30-S20BNO80-N2T	CHT30-N30BNO80-A2S	CHT30-N30BNO80-N2S	CHT30-N30BNO80-A2T	CHT30-N30BNO80-N2T
CHT30-S20BNC80-N2T	CHT30-N30BNC80-A2S	CHT30-N30BNC80-N2S	CHT30-N30BNC80-A2T	CHT30-N30BNC80-N2T

XECRO reserves the right to make minor changes without prior notification.
XECRO behält sich das Recht auf geringe Änderungen ohne Ankündigung vor.

Benefits:

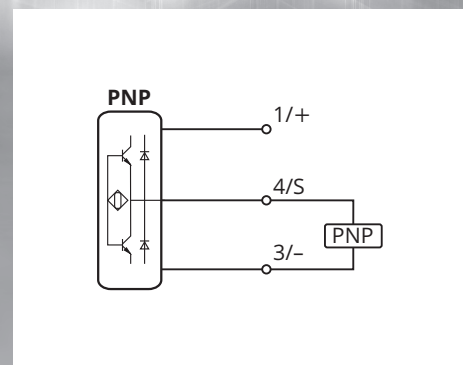
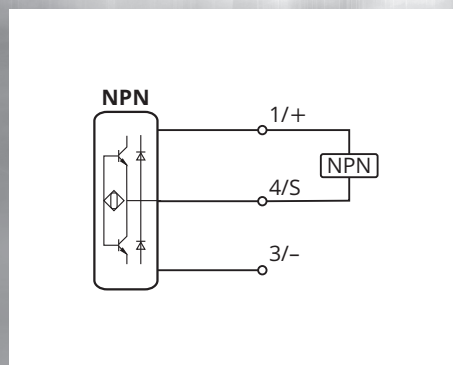
- ▶ Large sensing distances
- ▶ Housing made of one continuous piece of PTFE
- ▶ PTFE encapsulated switching indicator LED
- ▶ PTFE encapsulated trim potentiometer

Vorteile:

- ▶ Weite Schaltabstände
- ▶ Durchgängiges PTFE-Gehäuse
- ▶ PTFE-gekapselte Schaltanzeige-LED
- ▶ PTFE-gekapseltes Trim-Potentiometer

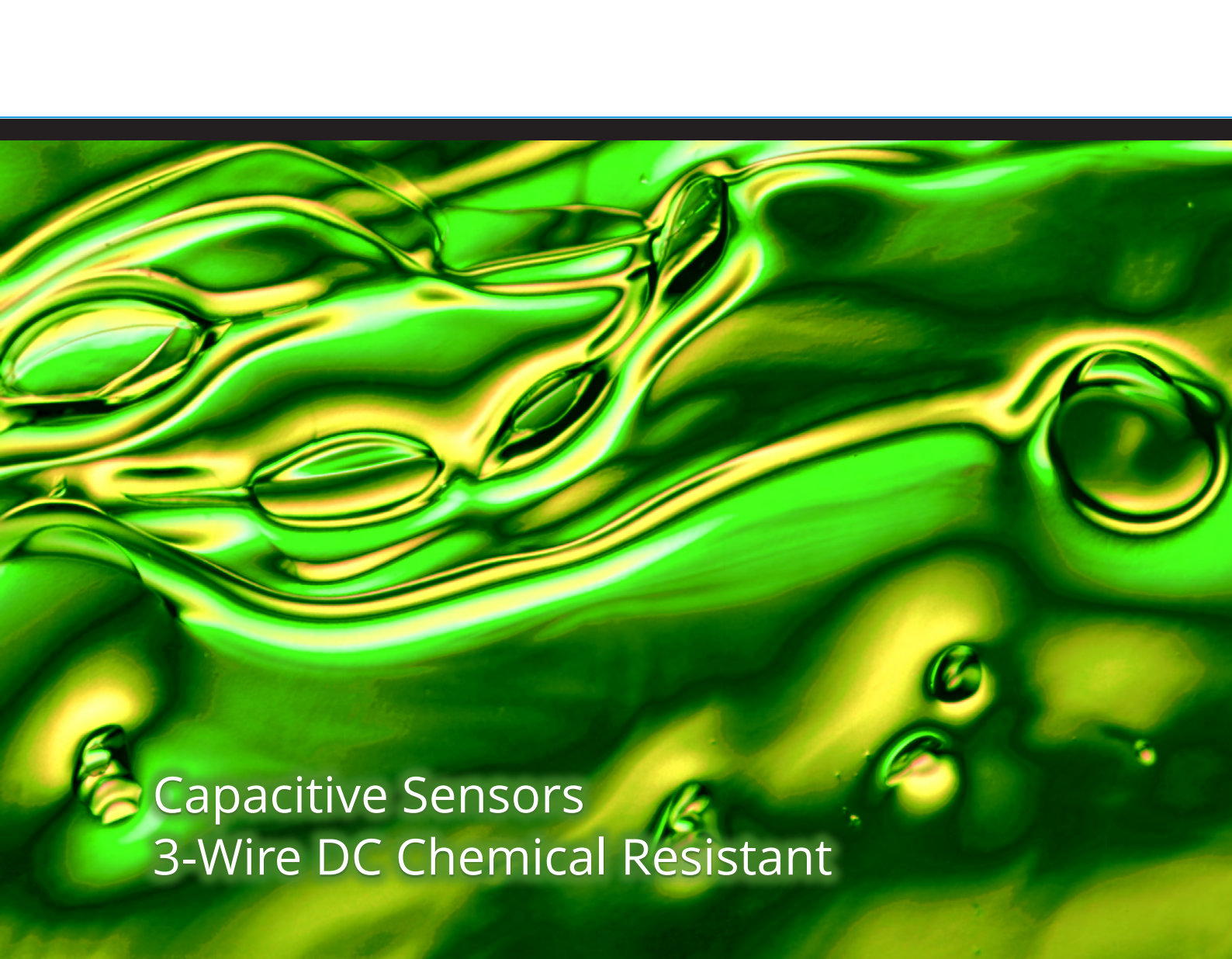
Data sheets are available on <http://xecro.com>.

Datenblätter sind auf <http://xecro.com> verfügbar.



All devices of this section may not be used if the safety of persons rely on their faultless function!

Alle Geräte dieses Abschnittes dürfen nicht verwendet werden, wenn die Sicherheit von Personen von deren fehlerlosen Funktion abhängt!



Capacitive Sensors 3-Wire DC Chemical Resistant

For the use in chemically very aggressive environments, XECRO has developed capacitive sensors featuring a high protection level. The encapsulation of the sensor's electronics in a housing made of PTFE is completely and even comprises the section of the sensitivity adjustment by a potentiometer.

The large sensing distances up to 30 mm increase the reliability because the sensors give trustworthy signals of measurements even on machinery components of large tolerances.

Für den Einsatz in chemisch sehr aggressiven Umgebungen hat XECRO kapazitive Sensoren entwickelt, welche sich besonders durch ihren hohen Schutzgrad auszeichnen. Die Kapselung der Sensorelektronik durch PTFE-Gehäuse ist vollumfänglich und schließt auch den Bereich der Empfindlichkeitseinstellung durch Potentiometer ein.

Die weiten Schaltabstände bis zu 30 mm erhöhen die Betriebssicherheit, indem die Sensoren zuverlässige Messergebnisse auch auf stark toleranzbehafteten Maschinenkomponenten liefern.

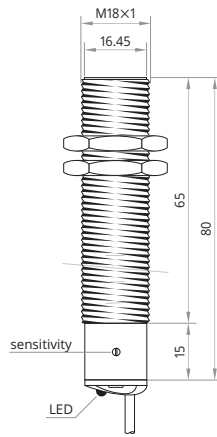
Capacitive Proximity Switch
3-Wire DC Chemical Resistant

Kapazitive Näherungsschalter
**3-Leiter DC
Chemisch beständig**

flush
bündig
M18×1 | 8 mm



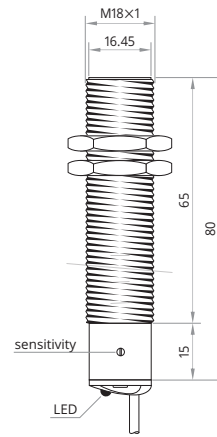
increased
erhöht



flush
bündig
M18×1 | 8 mm



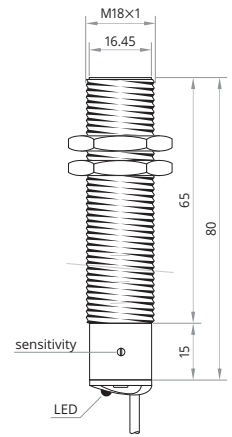
increased
erhöht



flush
bündig
M18×1 | 12 mm



extended
erweitert



Sensing distance S_n	Schaltabstand S_n	8 mm		8 mm		12 mm	
Operating voltage	Betriebsspannung	10...30 V _{DC}		10...30 V _{DC}		10...30 V _{DC}	
Reverse polarity protection	Verpolungsschutz	built-in	integriert	built-in	integriert	built-in	integriert
Current consumption	Stromverbrauch	<9 mA		<9 mA		<9 mA	
Current load capability	Ausgangsbelastbarkeit	200 mA		200 mA		200 mA	
Short circuit protection	Kurzschlusschutz	built-in	integriert	built-in	integriert	built-in	integriert
Voltage drop	Spannungsabfall	<2 V @ 200 mA		<2 V @ 200 mA		<2 V @ 200 mA	
Switching frequency	Schaltfrequenz	100 Hz		100 Hz		100 Hz	
Adjustment	Einstellung	multi-turn pot Mehrgangpoti		multi-turn pot Mehrgangpoti		multi-turn pot Mehrgangpoti	
Operating temperature	Betriebstemperatur	-25...+70 °C		-25...+70 °C		-25...+70 °C	
Protection class	Schutzklasse	IP 67		IP 67		IP 67	
Sensing face material	Sensorflächenwerkstoff	PTFE		PTFE		PTFE	
Housing material	Gehäusewerkstoff	PTFE		PTFE		PTFE	
Switching indicator	Schaltanzeige	built-in	integriert	built-in	integriert	built-in	integriert
Connection	Anschluss	silicone	Silikon	PTFE		silicone	Silikon
Article code PNP, NO	↘	CS18-S8PO80T-A2S		CS18-S8PO80T-A2T		CS18-S12PO80T-A2S	
Article code PNP, NC	↗	CS18-S8PC80T-A2S		CS18-S8PC80T-A2T		CS18-S12PC80T-A2S	
Article code NPN, NO	↘	CS18-S8NO80T-A2S		CS18-S8NO80T-A2T		CS18-S12NO80T-A2S	
Article code NPN, NC	↗	CS18-S8NC80T-A2S		CS18-S8NC80T-A2T		CS18-S12NC80T-A2S	

Mind O≠0, I≠I≠1, S≠5, B≠8.

O≠0, I≠I≠1, S≠5, B≠8 beachten.

flush
bündig
M18×1 | 12 mm



non-flush
nicht bündig
M18×1 | 15 mm



non-flush
nicht bündig
M18×1 | 15 mm



non-flush
nicht bündig
M18×1 | 20 mm



non-flush
nicht bündig
M18×1 | 20 mm



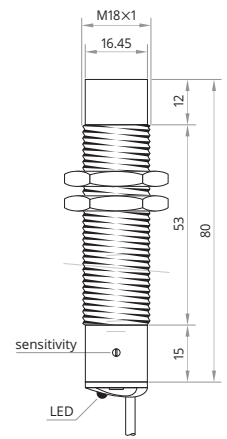
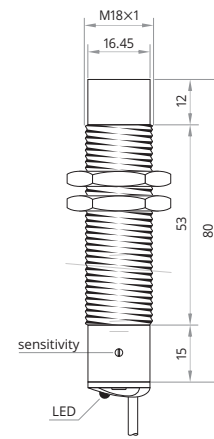
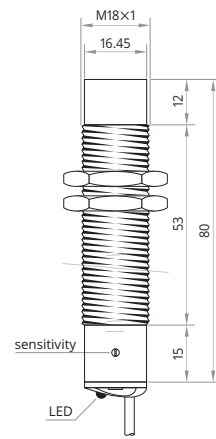
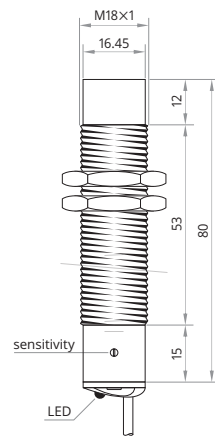
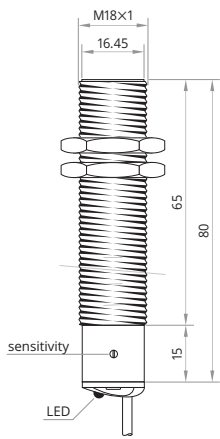
extended
erweitert

increased
erhöht

increased
erhöht

extended
erweitert

extended
erweitert



12 mm		15 mm		15 mm		20 mm		20 mm	
10...30 V _{DC}		10...30 V _{DC}		10...30 V _{DC}		10...30 V _{DC}		10...30 V _{DC}	
built-in	integriert	built-in	integriert	built-in	integriert	built-in	integriert	built-in	integriert
<9 mA		<9 mA		<9 mA		<9 mA		<9 mA	
200 mA		200 mA		200 mA		200 mA		200 mA	
built-in	integriert	built-in	integriert	built-in	integriert	built-in	integriert	built-in	integriert
<2 V @ 200 mA		<2 V @ 200 mA		<2 V @ 200 mA		<2 V @ 200 mA		<2 V @ 200 mA	
100 Hz		100 Hz		100 Hz		100 Hz		100 Hz	
multi-turn pot Mehrgangpoti		multi-turn pot Mehrgangpoti		multi-turn pot Mehrgangpoti		multi-turn pot Mehrgangpoti		multi-turn pot Mehrgangpoti	
-25...+70 °C		-25...+70 °C		-25...+70 °C		-25...+70 °C		-25...+70 °C	
IP 67		IP 67		IP 67		IP 67		IP 67	
PTFE		PTFE		PTFE		PTFE		PTFE	
PTFE		PTFE		PTFE		PTFE		PTFE	
built-in	integriert	built-in	integriert	built-in	integriert	built-in	integriert	built-in	integriert
PTFE		silicone Silikon		PTFE		silicone Silikon		PTFE	
CS18-S12PO80T-A2T		CS18-N15PO80T-A2S		CS18-N15PO80T-A2T		CS18-N20PO80T-A2S		CS18-N20PO80T-A2T	
CS18-S12PC80T-A2T		CS18-N15PC80T-A2S		CS18-N15PC80T-A2T		CS18-N20PC80T-A2S		CS18-N20PC80T-A2T	
CS18-S12NO80T-A2T		CS18-N15NO80T-A2S		CS18-N15NO80T-A2T		CS18-N20NO80T-A2S		CS18-N20NO80T-A2T	
CS18-S12NC80T-A2T		CS18-N15NC80T-A2S		CS18-N15NC80T-A2T		CS18-N20NC80T-A2S		CS18-N20NC80T-A2T	

XECRO reserves the right to make minor changes without prior notification.
XECRO behält sich das Recht auf geringe Änderungen ohne Ankündigung vor.

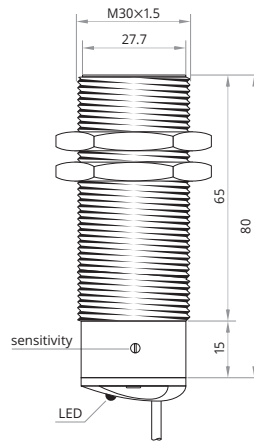
Capacitive Proximity Switch 3-Wire DC Chemical Resistant

Kapazitive Näherungsschalter 3-Leiter DC Chemisch beständig

flush
bündig
M30×1.5 | 20 mm



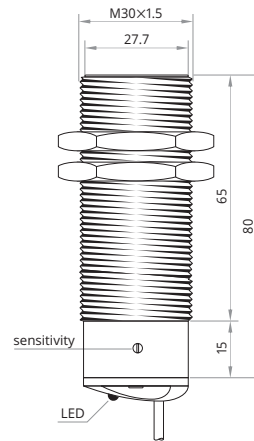
increased
erhöht



flush
bündig
M30×1.5 | 20 mm



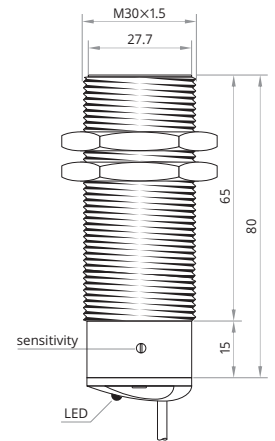
increased
erhöht



flush
bündig
M30×1.5 | 25 mm



extended
erweitert



Sensing distance S_n	Schaltabstand S_n	20 mm	20 mm	25 mm
Operating voltage	Betriebsspannung	10...30 V _{DC}	10...30 V _{DC}	10...30 V _{DC}
Reverse polarity protection	Verpolungsschutz	built-in integriert	built-in integriert	built-in integriert
Current consumption	Stromverbrauch	<9 mA	<9 mA	<9 mA
Current load capability	Ausgangsbelastbarkeit	200 mA	200 mA	200 mA
Short circuit protection	Kurzschlusschutz	built-in integriert	built-in integriert	built-in integriert
Voltage drop	Spannungsabfall	<2 V @ 200 mA	<2 V @ 200 mA	<2 V @ 200 mA
Switching frequency	Schaltfrequenz	100 Hz	100 Hz	100 Hz
Adjustment	Einstellung	multi-turn pot Mehrgangpoti	multi-turn pot Mehrgangpoti	multi-turn pot Mehrgangpoti
Operating temperature	Betriebstemperatur	-25...+70 °C	-25...+70 °C	-25...+70 °C
Protection class	Schutzklasse	IP 67	IP 67	IP 67
Sensing face material	Sensorflächenwerkstoff	PTFE	PTFE	PTFE
Housing material	Gehäusewerkstoff	PTFE	PTFE	PTFE
Switching indicator	Schaltanzeige	built-in integriert	built-in integriert	built-in integriert
Connection	Anschluss	silicone Silikon	PTFE	silicone Silikon
Article code PNP, NO	↘	CS30-S20PO80T-A2S	CS30-S20PO80T-A2T	CS30-S25PO80T-A2S
Article code PNP, NC	↗	CS30-S20PC80T-A2S	CS30-S20PC80T-A2T	CS30-S25PC80T-A2S
Article code NPN, NO	↘	CS30-S20NO80T-A2S	CS30-S20NO80T-A2T	CS30-S25NO80T-A2S
Article code NPN, NC	↗	CS30-S20NC80T-A2S	CS30-S20NC80T-A2T	CS30-S25NC80T-A2S

flush
bündig
M30×1.5 | 25 mm



non-flush
nicht bündig
M30×1.5 | 30 mm



non-flush
nicht bündig
M30×1.5 | 30 mm



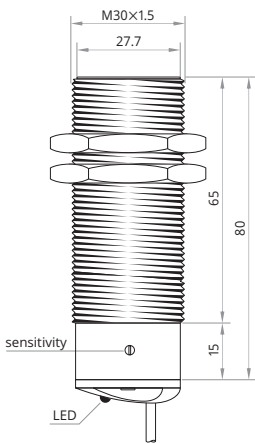
non-flush
nicht bündig
M30×1.5 | 35 mm



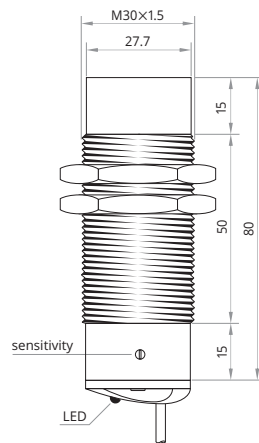
non-flush
nicht bündig
M30×1.5 | 35 mm



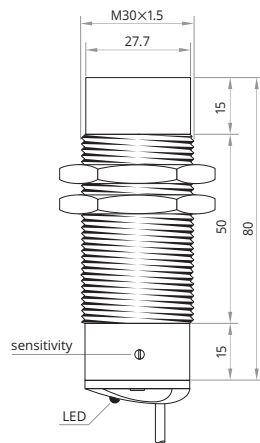
extended
erweitert



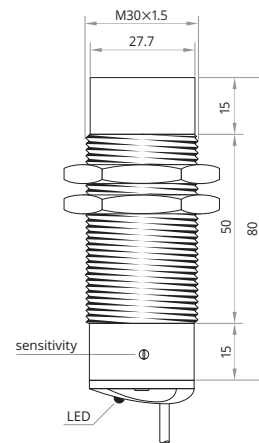
increased
erhöht



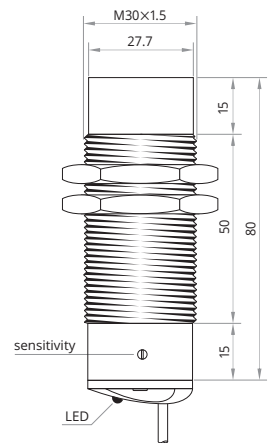
increased
erhöht



increased
erhöht



increased
erhöht



25 mm	30 mm	30 mm	35 mm	35 mm
10...30 V _{DC}	10...30 V _{DC}	10...30 V _{DC}	10...30 V _{DC}	10...30 V _{DC}
built-in integriert	built-in integriert	built-in integriert	built-in integriert	built-in integriert
<9 mA	<9 mA	<9 mA	<9 mA	<9 mA
200 mA	200 mA	200 mA	200 mA	200 mA
built-in integriert	built-in integriert	built-in integriert	built-in integriert	built-in integriert
<2 V @ 200 mA	<2 V @ 200 mA	<2 V @ 200 mA	<2 V @ 200 mA	<2 V @ 200 mA
100 Hz	100 Hz	100 Hz	100 Hz	100 Hz
multi-turn pot Mehrgangpoti	multi-turn pot Mehrgangpoti	multi-turn pot Mehrgangpoti	multi-turn pot Mehrgangpoti	multi-turn pot Mehrgangpoti
-25...+70 °C	-25...+70 °C	-25...+70 °C	-25...+70 °C	-25...+70 °C
IP 67	IP 67	IP 67	IP 67	IP 67
PTFE	PTFE	PTFE	PTFE	PTFE
PTFE	PTFE	PTFE	PTFE	PTFE
built-in integriert	built-in integriert	built-in integriert	built-in integriert	built-in integriert
PTFE	silicone Silikon	PTFE	silicone Silikon	PTFE
CS30-S25PO80T-A2T	CS30-N30PO80T-A2S	CS30-N30PO80T-A2T	CS30-N35PO80T-A2S	CS30-N35PO80T-A2T
CS30-S25PC80T-A2T	CS30-N30PC80T-A2S	CS30-N30PC80T-A2T	CS30-N35PC80T-A2S	CS30-N35PC80T-A2T
CS30-S25NO80T-A2T	CS30-N30NO80T-A2S	CS30-N30NO80T-A2T	CS30-N35NO80T-A2S	CS30-N35NO80T-A2T
CS30-S25NC80T-A2T	CS30-N30NC80T-A2S	CS30-N30NC80T-A2T	CS30-N35NC80T-A2S	CS30-N35NC80T-A2T

XECRO reserves the right to make minor changes without prior notification.
XECRO behält sich das Recht auf geringe Änderungen ohne Ankündigung vor.

Benefits:

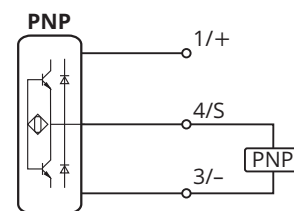
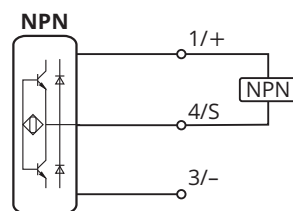
- ▶ Better EMC
- ▶ Less wiring required
- ▶ Better protection against wiring errors

Vorteile:

- ▶ Bessere EMV
- ▶ Geringerer Anschlussaufwand
- ▶ Sicherer gegen Anschlussfehler


Data sheets are available on
<http://xecro.com>.

Datenblätter sind auf
<http://xecro.com> verfügbar.



All devices of this section may not be used if the safety of persons rely on their faultless function!

Alle Geräte dieses Abschnittes dürfen nicht verwendet werden, wenn die Sicherheit von Personen von deren fehlerlosen Funktion abhängt!



Capacitive Sensors 2-Wire AC

XECROs 2-wire AC capacitive proximity switches are ideal for alternating current applications to replace mechanical limit switches. They are available in M18 and M30 sizes with sensing ranges up to 30 mm and are rated for 20 to 250V_{AC}.

XECROs kapazitive 2-Leiter-Näherungsschalter sind ideal für Wechselstrominstallationen, um mechanische Endschalter zu ersetzen. Sie sind in den Größen M18 und M30 mit bis zu 30 mm Schaltabstand erhältlich und für 20 bis 250 V_{AC} geeignet.

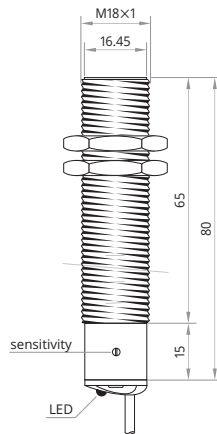
Capacitive Proximity Switch 2-Wire Alternating Current

Kapazitive Näherungsschalter 2-Leiter Wechselstrom

flush
bündig
M18×1 | 8 mm



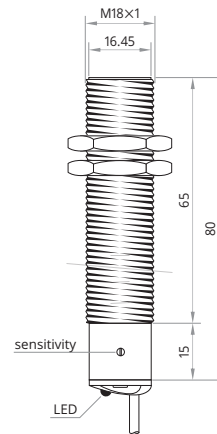
increased
erhöht



flush
bündig
M18×1 | 8 mm



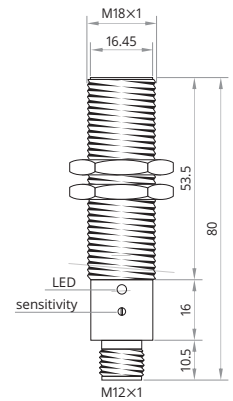
increased
erhöht



flush
bündig
M18×1 | 8 mm



increased
erhöht



Sensing distance S_n	Schaltabstand S_n	8 mm	8 mm	8 mm
Operating voltage	Betriebsspannung	20...250 V _{AC}	20...250 V _{AC}	20...250 V _{AC}
Reverse polarity protection	Verpolungsschutz	not required nicht nötig	not required nicht nötig	not required nicht nötig
Current consumption	Stromverbrauch	<3 mA	<3 mA	<3 mA
Current load capability	Ausgangsbelastbarkeit	≈5 mA	≈5 mA	≈5 mA
Voltage drop	Spannungsabfall	<8 V @ 400 mA	<8 V @ 400 mA	<8 V @ 400 mA
Switching frequency	Schaltfrequenz	25 Hz	25 Hz	25 Hz
Adjustment	Einstellung	multi-turn pot Mehrgangpoti	multi-turn pot Mehrgangpoti	multi-turn pot Mehrgangpoti
Operating temperature	Betriebstemperatur	-25...+70 °C	-25...+70 °C	-25...+70 °C
Protection class	Schutzklasse	IP 67	IP 67	IP 67
Sensing face material	Sensorflächenwerkstoff	POM	POM	POM
Housing material	Gehäusewerkstoff	brass Messing	PBT	brass Messing
Switching indicator	Schaltanzeige	built-in integriert	built-in integriert	built-in integriert
Connection	Anschluss	PVC, ultra-flex	PVC, ultra-flex	conn. M12 Stecker M12
Article code NO	┌	CS18-S8AO90-A2P	CS18-S8AO90P-A2P	CS18-S8AO90-A12
Article code NC	└	CS18-S8AC90-A2P	CS18-S8AC90P-A2P	CS18-S8AC90-A12

flush
bündig
M18×1 | 8 mm



non-flush
nicht bündig
M18×1 | 15 mm



non-flush
nicht bündig
M18×1 | 15 mm



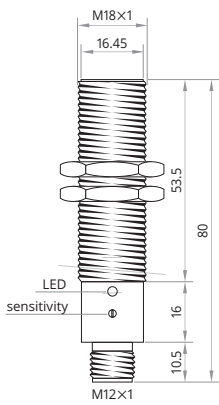
non-flush
nicht bündig
M18×1 | 15 mm



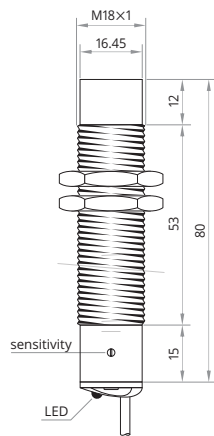
non-flush
nicht bündig
M18×1 | 15 mm



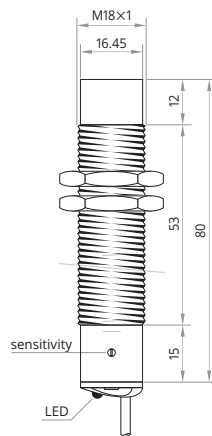
increased
erhöht



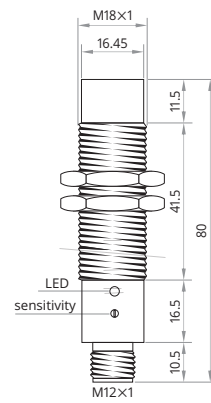
increased
erhöht



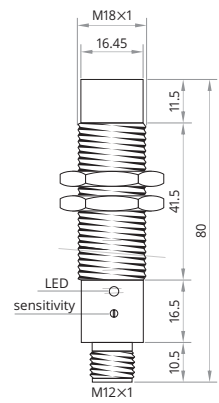
increased
erhöht



increased
erhöht



increased
erhöht



8 mm	15 mm	15 mm	15 mm	15 mm
20...250 V _{AC}	20...250 V _{AC}	20...250 V _{AC}	20...250 V _{AC}	20...250 V _{AC}
not required nicht nötig	not required nicht nötig	not required nicht nötig	not required nicht nötig	not required nicht nötig
<3 mA	<3 mA	<3 mA	<3 mA	<3 mA
≈5 mA	≈5 mA	≈5 mA	≈5 mA	≈5 mA
<8 V @ 400 mA	<8 V @ 400 mA	<8 V @ 400 mA	<8 V @ 400 mA	<8 V @ 400 mA
25 Hz	25 Hz	25 Hz	25 Hz	25 Hz
multi-turn pot Mehrgangpoti	multi-turn pot Mehrgangpoti	multi-turn pot Mehrgangpoti	multi-turn pot Mehrgangpoti	multi-turn pot Mehrgangpoti
-25...+70 °C	-25...+70 °C	-25...+70 °C	-25...+70 °C	-25...+70 °C
IP 67	IP 67	IP 67	IP 67	IP 67
POM	POM	POM	POM	POM
PBT	brass Messing	PBT	brass Messing	PBT
built-in integriert	built-in integriert	built-in integriert	built-in integriert	built-in integriert
conn. M12 Stecker M12	PVC, ultra-flex	PVC, ultra-flex	conn. M12 Stecker M12	conn. M12 Stecker M12
CS18-S8AO90P-A12	CS18-N15AO90-A2P	CS18-N15AO90P-A2P	CS18-N15AO90-A12	CS18-N15AO90P-A12
CS18-S8AC90P-A12	CS18-N15AC90-A2P	CS18-N15AC90P-A2P	CS18-N15AC90-A12	CS18-N15AC90P-A12

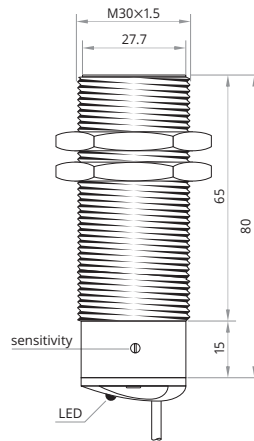
Capacitive Proximity Switch 2-Wire Alternating Current

Kapazitive Näherungsschalter 2-Leiter Wechselstrom

flush
bündig
M30×1.5 | 20 mm



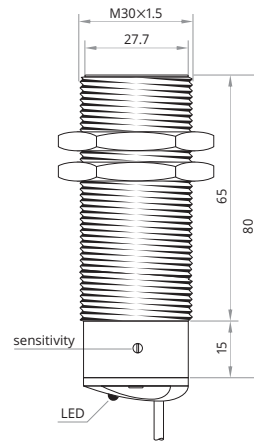
increased
erhöht



flush
bündig
M30×1.5 | 20 mm



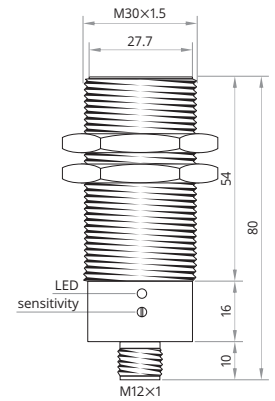
increased
erhöht



flush
bündig
M30×1.5 | 20 mm



increased
erhöht



Sensing distance S_n	Schaltabstand S_n	20 mm	20 mm	20 mm
Operating voltage	Betriebsspannung	20...250 V _{AC}	20...250 V _{AC}	20...250 V _{AC}
Reverse polarity protection	Verpolungsschutz	not required nicht nötig	not required nicht nötig	not required nicht nötig
Current consumption	Stromverbrauch	<3 mA	<3 mA	<3 mA
Current load capability	Ausgangsbelastbarkeit	≈5 mA	≈5 mA	≈5 mA
Voltage drop	Spannungsabfall	<8 V @ 400 mA	<8 V @ 400 mA	<8 V @ 400 mA
Switching frequency	Schaltfrequenz	25 Hz	25 Hz	25 Hz
Adjustment	Einstellung	multi-turn pot Mehrgangpoti	multi-turn pot Mehrgangpoti	multi-turn pot Mehrgangpoti
Operating temperature	Betriebstemperatur	-25...+70 °C	-25...+70 °C	-25...+70 °C
Protection class	Schutzklasse	IP 67	IP 67	IP 67
Sensing face material	Sensorflächenwerkstoff	POM	POM	POM
Housing material	Gehäusewerkstoff	brass Messing	PBT	brass Messing
Switching indicator	Schaltanzeige	built-in integriert	built-in integriert	built-in integriert
Connection	Anschluss	PVC, ultra-flex	PVC, ultra-flex	conn. M12 Stecker M12
Article code NO	┌	CS30-S20AO90-A2P	CS30-S20AO90P-A2P	CS30-S20AO90-A12
Article code NC	└	CS30-S20AC90-A2P	CS30-S20AC90P-A2P	CS30-S20AC90-A12

flush
bündig
M30×1.5 | 20 mm



non-flush
nicht bündig
M30×1.5 | 30 mm



non-flush
nicht bündig
M30×1.5 | 30 mm



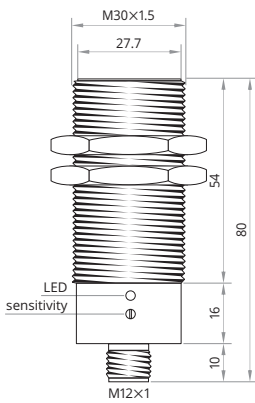
non-flush
nicht bündig
M30×1.5 | 30 mm



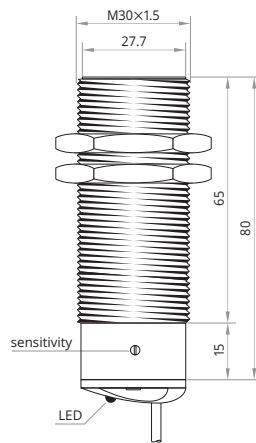
non-flush
nicht bündig
M30×1.5 | 30 mm



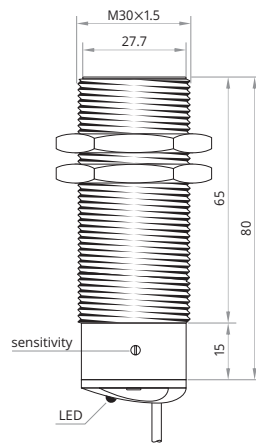
increased
erhöht



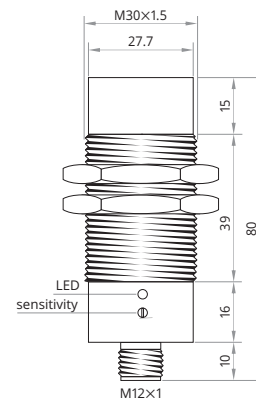
increased
erhöht



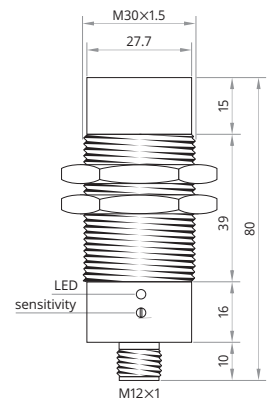
increased
erhöht



increased
erhöht



increased
erhöht



20 mm

20...250 V_{AC}

not required nicht nötig

<3 mA

≈5 mA

<8 V @ 400 mA

25 Hz

multi-turn pot Mehrgangpoti

-25...+70 °C

IP 67

POM

PBT

built-in integriert

conn. M12 Stecker M12

CS30-S20AO90P-A12

CS30-S20AC90P-A12

30 mm

20...250 V_{AC}

not required nicht nötig

<3 mA

≈5 mA

<8 V @ 400 mA

25 Hz

multi-turn pot Mehrgangpoti

-25...+70 °C

IP 67

POM

brass Messing

built-in integriert

PVC, ultra-flex

CS30-N30AO90-A2P

CS30-N30AC90-A2P

30 mm

20...250 V_{AC}

not required nicht nötig

<3 mA

≈5 mA

<8 V @ 400 mA

25 Hz

multi-turn pot Mehrgangpoti

-25...+70 °C

IP 67

POM

PBT

built-in integriert

PVC, ultra-flex

CS30-N30AO90P-A2P

CS30-N30AC90P-A2P

30 mm

20...250 V_{AC}

not required nicht nötig

<3 mA

≈5 mA

<8 V @ 400 mA

25 Hz

multi-turn pot Mehrgangpoti

-25...+70 °C

IP 67

POM

brass Messing

built-in integriert

conn. M12 Stecker M12

CS30-N30AO90-A12

CS30-N30AC90-A12

30 mm

20...250 V_{AC}

not required nicht nötig

<3 mA

≈5 mA

<8 V @ 400 mA

25 Hz

multi-turn pot Mehrgangpoti

-25...+70 °C

IP 67

POM

PBT

built-in integriert

conn. M12 Stecker M12

CS30-N30AO90P-A12

CS30-N30AC90P-A12

Capacitive Proximity Switch 2-Wire Alternating Current

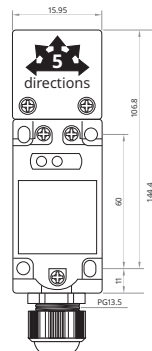
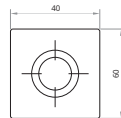
Kapazitive Näherungsschalter 2-Leiter Wechselstrom

flush
bündig
40×40 mm | 20 mm

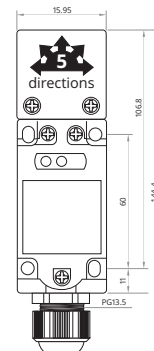
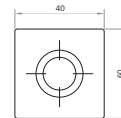
non-flush
nicht bündig
40×40 mm | 30 mm



increased
erhöht



increased
erhöht



Sensing distance S_n	Schaltabstand S_n	20 mm	30 mm
Operating voltage	Betriebsspannung	20...250 V _{AC}	20...250 V _{AC}
Reverse polarity protection	Verpolungsschutz	not required nicht nötig	not required nicht nötig
Current consumption	Stromverbrauch	<3 mA	<3 mA
Current load capability	Ausgangsbelastbarkeit	≈6 mA	≈6 mA
Voltage drop	Spannungsabfall	<8 V @ 400 mA	<8 V @ 400 mA
Switching frequency	Schaltfrequenz	25 Hz	25 Hz
Adjustment	Einstellung	multi-turn pot Mehrgangpoti	multi-turn pot Mehrgangpoti
Operating temperature	Betriebstemperatur	-25...+70 °C	-25...+70 °C
Protection class	Schutzklasse	IP 67	IP 67
Sensing face material	Sensorflächenwerkstoff	POM	POM
Housing material	Gehäusewerkstoff	PBT	PBT
Switching indicator	Schaltanzeige	built-in integriert	built-in integriert
Connection	Anschluss	terminal Klemme	terminal Klemme
Article code NO	—	CS40-S20AOL-PG13	CS40-N30AOL-PG13
Article code NC	—	CS40-S20ACL-PG13	CS40-N30ACL-PG13

Benefits:

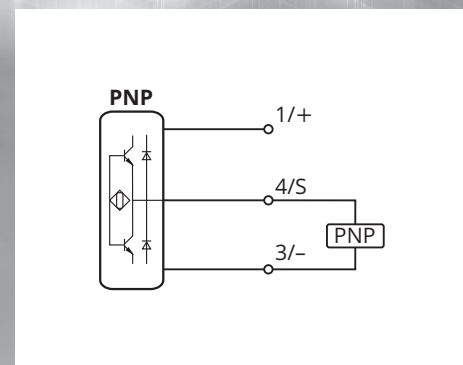
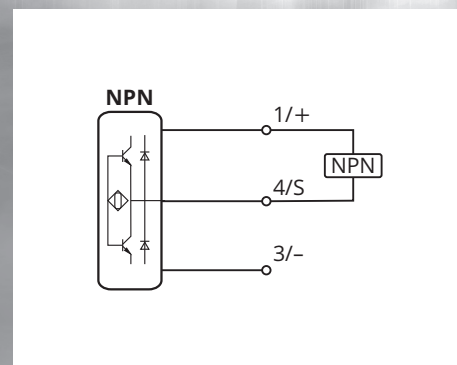
- ▶ Adjustable detection sensitivity
- ▶ Connector parallel or in right angle for optimal conduit routing
- ▶ Contamination-resistant and impact-resistant

Vorteile:

- ▶ Einstellbare Ansprechempfindlichkeit
- ▶ Parallele und rechtwinklige Stecker für eine optimale Leitungsführung
- ▶ Schmutz- und schlagunempfindlich

Data sheets are available on <http://xecro.com>.

Datenblätter sind auf <http://xecro.com> verfügbar.



All devices of this section may not be used if the safety of persons rely on their faultless function!

Alle Geräte dieses Abschnittes dürfen nicht verwendet werden, wenn die Sicherheit von Personen von deren fehlerlosen Funktion abhängt!



Capacitive Sensors 3-Wire DC Ring Sensors


XECRO's capacitive ring sensors with static principle supervise liquids, e.g. in hoses and non-metallic tubes. The ring diameters from 6 to 21 mm include most of the common pipes of plastics or glass. The detection sensitivity can be adjusted, so that different materials and thicknesses can be cut off in a wide range. XECRO's capacitive ring sensors have a contamination-resistant and impact-resistant housing made of polyamid 6,6 (Nylon®) of the IP67 protection class. For an optimal conduit routing, the M12 connector is mounted in a right angle or parallel to the direction of the conduit.

XECROs kapazitive Ringsensoren mit statischem Arbeitsprinzip überwachen Flüssigkeiten, zum Beispiel in Schläuchen und nichtmetallischen Rohren. Mit 6...21 mm Ringdurchmesser umfassen sie die meisten marktüblichen Leitungen aus Kunststoff oder Glas. Die Ansprechempfindlichkeit kann eingestellt werden, so dass sich unterschiedliche Materialien und Wandstärken in weiten Bereichen ausblenden lassen. XECROs kapazitive Ringsensoren haben ein schmutz- und schlagunempfindliches Gehäuse aus Polyamid 6,6 (Nylon®) der Schutzklasse IP67. Für eine optimale Leitungsführung ist der M12-Stecker rechtwinklig oder parallel zum Leitungsverlauf angebracht.

Capacitive Proximity Switch 3-Wire DC Ring Sensors

Kapazitive Näherungsschalter 3-Leiter DC Ringsensoren

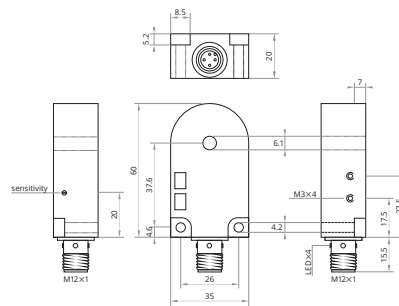
adjustable
einstellbar
Ø 6.1 mm



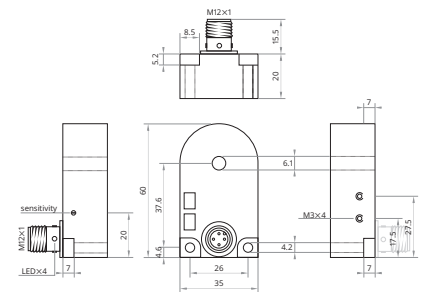
adjustable
einstellbar
Ø 6.1 mm



static
statisch




static
statisch



Resolution	Auflösung	adjustable	einstellbar	adjustable	einstellbar
Operating voltage	Betriebsspannung	10...30 V _{DC}		10...30 V _{DC}	
Reverse polarity protection	Verpolungsschutz	built-in	integriert	built-in	integriert
Current consumption	Stromverbrauch	<10 mA		<10 mA	
Current load capability	Ausgangslastbarkeit	200 mA		200 mA	
Short circuit protection	Kurzschlusschutz	built-in	integriert	built-in	integriert
Voltage drop	Spannungsabfall	<2 V @ 200 mA		<2 V @ 200 mA	
Adjustment	Einstellung	multi-turn pot	Mehrgangpoti	multi-turn pot	Mehrgangpoti
Operating temperature	Betriebstemperatur	-25...+70 °C		-25...+70 °C	
Protection class	Schutzklasse	IP67		IP67	
Ring material	Ringwerkstoff	PBT		PBT	
Housing material	Gehäusewerkstoff	PA 6,6		PA 6,6	
Switching indicator	Schaltanzeige	built-in	integriert	built-in	integriert
Connection	Anschluss	conn. M12	Stecker M12	conn. M12	Stecker M12
Article code PNP, NO	┌	CR06S-PO-A12		CR06S-PO-RA12	
Article code PNP, NC	└	CR06S-PC-A12		CR06S-PC-RA12	
Article code NPN, NO	┌	CR06S-NO-A12		CR06S-NO-RA12	
Article code NPN, NC	└	CR06S-NC-A12		CR06S-NC-RA12	


adjustable
einstellbar
Ø 10.1 mm



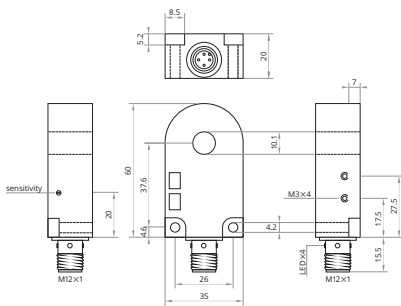
adjustable
einstellbar
Ø 10.1 mm



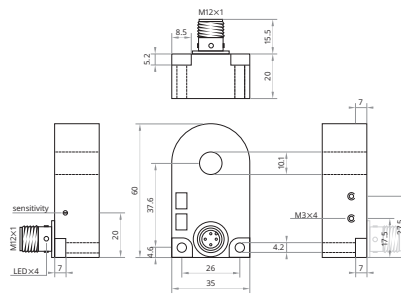
adjustable
einstellbar
Ø 15.1 mm



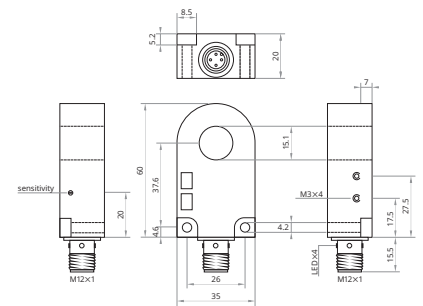
static
statisch



static
statisch



static
statisch



adjustable	einstellbar	adjustable	einstellbar	adjustable	einstellbar
10...30 V _{DC}		10...30 V _{DC}		10...30 V _{DC}	
built-in	integriert	built-in	integriert	built-in	integriert
<10 mA		<10 mA		<10 mA	
200 mA		200 mA		200 mA	
built-in	integriert	built-in	integriert	built-in	integriert
<2 V @ 200 mA		<2 V @ 200 mA		<2 V @ 200 mA	
multi-turn pot	Mehrgangpoti	multi-turn pot	Mehrgangpoti	multi-turn pot	Mehrgangpoti
-25...+70 °C		-25...+70 °C		-25...+70 °C	
IP67		IP67		IP67	
PBT		PBT		PBT	
PA 6,6		PA 6,6		PA 6,6	
built-in	integriert	built-in	integriert	built-in	integriert
conn. M12	Stecker M12	conn. M12	Stecker M12	conn. M12	Stecker M12
CR10S-PO-A12		CR10S-PO-RA12		CR15S-PO-A12	
CR10S-PC-A12		CR10S-PC-RA12		CR15S-PC-A12	
CR10S-NO-A12		CR10S-NO-RA12		CR15S-NO-A12	
CR10S-NC-A12		CR10S-NC-RA12		CR15S-NC-A12	


Capacitive Proximity Switch 3-Wire DC Ring Sensors

Kapazitive Näherungsschalter 3-Leiter DC Ringsensoren

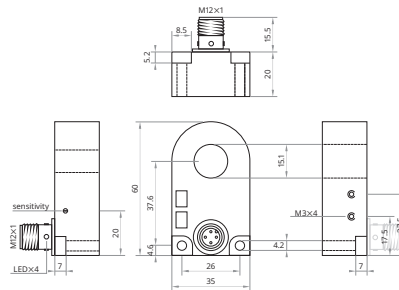
adjustable
einstellbar
Ø 15.1 mm



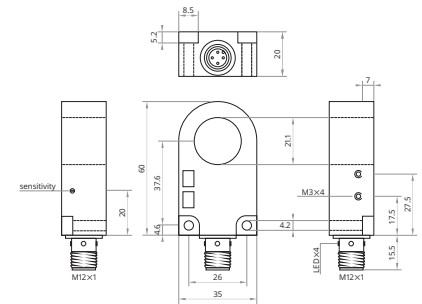
adjustable
einstellbar
Ø 21.1 mm



static
statisch



static
statisch

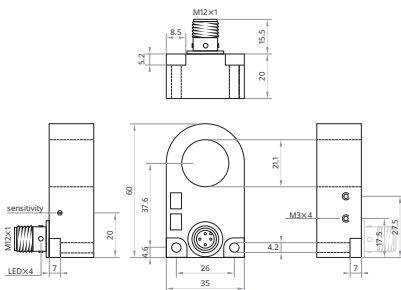


Resolution	Auflösung	adjustable	einstellbar	adjustable	einstellbar
Operating voltage	Betriebsspannung	10...30 V _{DC}		10...30 V _{DC}	
Reverse polarity protection	Verpolungsschutz	built-in	integriert	built-in	integriert
Current consumption	Stromverbrauch	<10 mA		<10 mA	
Current load capability	Ausgangslastbarkeit	200 mA		200 mA	
Short circuit protection	Kurzschlusschutz	built-in	integriert	built-in	integriert
Voltage drop	Spannungsabfall	<2 V @ 200 mA		<2 V @ 200 mA	
Adjustment	Einstellung	multi-turn pot	Mehrgangpoti	multi-turn pot	Mehrgangpoti
Operating temperature	Betriebstemperatur	-25...+70 °C		-25...+70 °C	
Protection class	Schutzklasse	IP67		IP67	
Ring material	Ringwerkstoff	PBT		PBT	
Housing material	Gehäusewerkstoff	PA 6,6		PA 6,6	
Switching indicator	Schaltanzeige	built-in	integriert	built-in	integriert
Connection	Anschluss	conn. M12	Stecker M12	conn. M12	Stecker M12
Article code PNP, NO	└┘	CR15S-PO-RA12		CR21S-PO-A12	
Article code PNP, NC	└┘	CR15S-PC-RA12		CR21S-PC-A12	
Article code NPN, NO	└┘	CR15S-NO-RA12		CR21S-NO-A12	
Article code NPN, NC	└┘	CR15S-NC-RA12		CR21S-NC-A12	

adjustable
einstellbar
Ø 21.1 mm



static
statisch



adjustable	einstellbar
10...30 V _{DC}	
built-in	integriert
<10 mA	
200 mA	
built-in	integriert
<2 V @ 200 mA	
multi-turn pot	Mehrgangpoti
-25...+70 °C	
IP67	
PBT	
PA 6,6	
built-in	integriert
conn. M12	Stecker M12
CR21S-PO-RA12	
CR21S-PC-RA12	
CR21S-NO-RA12	
CR21S-NC-RA12	

Series	Housing size	Special feature — only IR: operating principle	Mounting	Sensing distance	Special feature — only IHT and IA: max. temp., current, voltage	Output polarity	Output function	Overall length	Special feature — only IHP: maximum pressure	Special feature — only IPS88: sensing face position
1	2	3	4	5	6	7	8	9	10	11
IPS	D3	<none>	-	06	<none>	P	O	18	<none>	<none>
IMF	4	D	S	08	A	N	C	22	S	C
IWI	D4	S	N	1	B	A	CO	30		
IHT	5			1.5	C	D	S	32		
IHP	55			2	I	NA	<none>	...		
IA	D6			3	V	<none>		94		
IR	8			...				138		
	88			22				010		
	12	D: dynamic S: static	S: flush, semi-flush N: non-flush	25	A: 120 °C B: 150 °C C: 180 °C I: current V: voltage	P: PNP N: NPN A: 250 V _{AC} D: 55 V _{DC} NA: NAMUR U: Universal AC and DC	O: normally open C: normally closed CO: normally closed + open (2 outputs) S: switch between normally closed↔open (1 output)	020	<none> 500 bar S: 1000 bar	C: center
	18			30				420		
	1628			40				L		
	30			50				S		
	40							<none>		
		D: threadless		06: 0.6mm 08: 0.8mm						

↑ Legend of the article codes

The article code consists of 8...16 parameters and two hyphens. Not all parameters are applied in each article code. “...” means more numeric values. You cannot generate new article codes from the legend. In particular, only the connection suffixes shown in the list on the right side exist. Mind O≠0, I≠1, S≠5, B≠8.

↓ Series overview

The possible values of some parameters of the sensors of a series are written in columns. Their order corresponds to that in the article code (exception: special features), so that an article code can be composed vertically. The blue numbers on the left side are equal to the column numbers of the legend of the article codes. Explications and parameters which are no component of an article code are gray.

Series	3-wire DC Miniature	3-wire DC				3-wire DC Metal Face	
1 Series prefix		IPS				IMF	
2 Housing size ∅ (∅ cuboid) [mm]	4, 5, 55, D3, D4 (D: threadless, 55: 5×5∅)	D6, 8, 88, 12, 18, 30 (D: threadless, 88: 8×8∅)			1628 (16×28∅)	40 (40×40∅)	8, 12, 18, 30
4 Mounting	S flush	S flush	S semi-flush	N non-flush	S flush or semi-flush, N non-flush	S flush, N non-flush	
5 Sensing distance [mm]	0.6, 0.8, 1, 1.5	1, 2, 3, 4, 5, 8, 10, 16	3, 4, 6, 8, 12, 15, 22	2, 4, 6, 8, 10, 15, 16, 25, 40, 50	1, 2, 3, 4, 6	15, 20, 30, 40	2, 4, 6, 8, 10, 15
7 Output polarity	P PNP, N NPN						
8 Output function	C normally closed, O normally open	C normally closed, O normally open, CO normally closed + open (2 outputs)			C normally closed, O normally open	CO normally closed + open (2 outputs)	O normally open, C normally closed
Sensing face material	POM	POM, SS304			PBT		SS304
Housing material	SS304, brass	SS304, brass			PBT		SS304
9 Overall length [mm]	26, 40	18, 22, 30, 32, 35, 40, 45, 48, 50, 55, 60, 68, 70, 79	18, 22, 30, 32, 35, 45, 48, 50, 55, 60, 68, 70	18, 30, 32, 45, 50, 53, 55, 60, 68, 70, 79	S 28	L 142	30, 35, 45, 48, 50, 55, 60, 68, 70, 79
12...16 Connection	M8, 300 mm PUR cable	M8, M12, 300 mm PUR cable, PVC ultra flex cable			M8, 300 mm PUR cable, PVC ultra flex cable	PG13	M8, M12, PVC ultra flex cable
3, 6, 10, 11 Special features	—						
Operating voltage	10...30 V _{DC}						

Connection					
Connector in right angle — only RA12	Switching indicator LED	Cable length [m], but 3 dm and 20 cm	cable material	connector type	The following compositions of connection suffixes exist:
12 R <none>	13 A N <none>	14 2 3 4* 5* 6* 10* 20 <none>	15 P S T U <none>	16 8 12 PG13 F2 <none>	A8: metric screw thread M8, amber LED N8: metric screw thread M8, no LED A12: metric screw thread M12, amber LED RA12: metric screw thread M12 in right angle, amber LED N12: metric screw thread M12, no LED A2P: 2 m PVC cable, amber LED N2P: 2 m PVC cable, no LED A2S: 2 m silicone cable, amber LED N2S: 2 m silicone cable, no LED A2T: 2 m PTFE cable, amber LED N2T: 2 m PTFE cable, no LED 3P8: 300 mm PVC cable ("pigtail") with metric screw thread M8 connector 3U8: 300 mm PUR cable ("pigtail") with metric screw thread M8 connector R3U8: 300 mm PUR cable ("pigtail") in right angle with metric screw thread M8 connector 3P12: 300 mm PVC cable ("pigtail") with metric screw thread M12 connector PG13: cable gland PG13.5 ("panzergewinde") with terminal 20F2: two 200 mm stranded wires A4P, A5P, A6P, A10P, N4P, N5P, N6P, N10P on request for ≥10 units of the same article.
R: connector in right angle	A: amber LED N: no LED	* On request for ≥10 units of the same article — only in PVC	P: polyvinyl chloride (PVC) S: silicone cable T: PTFE cable U: polyurethan cable (PUR)	8: M8 connector 12: M12 connector PG13: cable gland PG13.5 with terminal	

↑ Artikelcodelegende

Der Artikelcode besteht aus 8...16 Parametern und zwei Bindestrichen. Nicht alle Parameter werden in jedem Artikelcode verwendet. «...» steht für weitere Zahlenwerte. Aus der Legende können Sie keinen neuen Artikelcode bilden. Insbesondere gibt es nur die Anschluss-suffixe, die in der Liste rechts stehen. O≠0, I≠I≠1, S≠5, B≠8 beachten.

↓ Baureihenübersicht

Die möglichen Werte einiger Parameter der Sensoren einer Baureihe stehen in Spalten. Ihre Reihenfolge entspricht der im Artikelcode (Ausnahme: Sondermerkmale), so dass ein Artikelcode senkrecht zusammengesetzt werden kann. Die blauen Zahlen links gleichen den Spaltennummern der Artikellegende. Grau sind Erklärungen und Parameter, die nicht Teil des Artikelcodes sind.

3-wire DC Weld-Field Immune	3-wire DC High Temperature	3-wire DC High Pressure	3-wire DC Analog Output	3-wire DC Ring Sensors	2-wire DC	2-wire AC	2-wire UC	2-wire NAMUR Intrinsic. Safe
IWI	IHT	IHP	IA	IR	IPS			D4, 5, 8, 12, 18, 30
8, 12, 18, 30		12, 14	8, 12, 18, 30	06, 10, 15, 21 (ring diameters [mm]: 6.1, 10.1, 15.1 21.1)	8, 12, 18, 30, 40 (40: 40×40□)			
S flush, N non-flush		S flush	S flush, N non-flush	—	S flush, N non-flush			
1, 2, 4, 5, 8, 10, 15	2, 4, 5, 8, 10, 15	1.5, 3	0.6...3, 1.1...6, 3.1...10, 7.3...20, 17.6...40	—	1, 2, 4, 5, 8, 10, 15, 16, 25, 30	2, 4, 5, 8, 10, 15, 16, 20, 25	2, 4, 5, 8, 10, 15, 16, 20, 25, 30	0.8, 1, 2, 4, 5, 8, 10, 15
P PNP, N NPN			—	—	D 55 V _{DC}	A 250 V _{AC}	U Universal AC and DC	NA NAMUR
C normally closed, O normally open			—	C norm.closed, O norm. open, S normally open↔closed (switch)	C normally closed, O normally open			—
PTFE		ceramic, SS304	POM	PBT (ring material)	POM, PBT			POM
SS304, brass, PTFE coated	SS304		SS304, brass	PA 6.6	SS304, brass, PBT	brass, PBT		SS304, brass
22, 30, 45, 50, 60	45, 50, 55	43, 47, 56, 57, 65, 69, 78, 93, 94, 138	voltage or current: 010, 020, 420	impulse lengthening: <none>, 150	45, 50, 50, 55, 60, 68, 70, 79, L	55, 60, 68, 79, L	35, 50, 55, 68, 79, L	9, 20, 25, 30, 40
M8, M12, PUR ultra flex	PTFE, silicone	M12, PVC ultra flex cable	M8, M12, PVC ultra flex cable	M12	M8, M12, PVC ultra flex cable, PG13 terminal	PVC ultraflex cable, PG13 terminal	M12, PVC ultra flex cable, PG13 terminal	PVC ultra flex, PUR ultra flex
—	max. temperature: A 120 °C, B 150 °C, C 180 °C	max. pressure: <none> 500 bar, S 1000 bar	V 10...0 V, I 20...0 mA, I 20...4 mA	detection principle: S static, D dynamic	—			
		10...30 V _{DC}			10...55 V _{DC}	20...250 V _{AC}	24...255 V _{UC}	6...12 V _{DC} , NAMUR

Series	Housing size	Special feature — only CR: operating principle	Mounting	Sensing distance	Special feature — only CHT: maximal temperature	Output polarity	Output function	Overall length	Special feature: housing material
1	2	3	4	5	6	7	8	9	10
CS	06	<none>	-	2	<none>	P	O	7	<none>
CHT	8	S	S	3	A	N	C	45	P
CR	10		N	4	B	A		60	
IHT	12			6	C			70	
IHP	15			8				80	
IA	18			10				90	
IR	21			12				L	
	30	S: static	S: flush, semi-flush N: non-flush	15	A: 120 °C B: 150 °C	P: PNP N: NPN A: AC	O: normally open C: normally closed		P: PBT T: PTFE Only 2-wire AC: <none>: brass
	3050			20					
	40			22					
				25					
				30					
				35					

↑ Legend of the article codes

The article code consists of 8...16 parameters and two hyphens. Not all parameters are applied in each article code. You cannot generate new article codes from the legend. In particular, only the connection suffixes shown in the list on the right side exist. Mind O≠0, I≠l≠1, S≠5, B≠8.

↓ Series overview

The possible values of some parameters of the sensors of a series are written in columns. Their order corresponds to that in the article code (exception: special features), so that an article code can be composed vertically. The blue numbers on the left side are equal to the column numbers of the legend of the article codes. Explications and parameters which are no component of an article code are gray.

Series	3-wire DC	3-wire DC High Temperature	3-wire DC Chemical-Resistant	3-wire DC Ring Sensors	2-wire AC
1 Series prefix	CS	CHT	CS	CR	CS
2 Housing size Ø (∅ cuboid) [mm]	8, 12, 30, 3050, 40 (3050: 30×50∅, 40: 40×40∅)	8, 12, 18, 30	18, 30	06, 10, 15, 21 (ring diameters [mm]: 6.1, 10.1, 15.1 21.1)	18, 30, 40 (40: 40×40∅)
4 Mounting	S flush, N non-flush			—	S flush, N non-flush
5 Sensing distance [mm]	2, 4, 6, 8, 10, 12, 15, 20, 25, 30, 35	1, 2, 4, 8, 15, 20, 30,	12, 20, 25, 30	3, 4, 6, 8, 12, 15, 22	8, 15, 20, 30
7 Output polarity	P PNP, N NPN				A 250 V _{AC}
8 Output function	C normally closed, O normally open, CO normally closed + open (2 outputs)	C normally closed, O normally open			
Sensing face material	POM	PTFE		PBT (ring material)	POM
Housing material	SS304, brass, PBT	brass	PTFE	PA 6.6	brass, PBT
9 Overall length [mm]	7, 45, 60, 70, 80	60, 80	80	—	90, L
11...15 Connection	M8, M12, PVC ultra flex cable, PG13 terminal	PTFE cable, silicone cable		M12	M12, PVC ultra flex cable, PG13 terminal
3, 6, 10 Special features	housing material: <none> brass, P PBT	max. temperature: A 120 °C, B 150 °C	housing material: T PTFE	detection principle: S static	housing material: <none> brass, P PBT, T PTFE
Operating voltage	10...30 V _{DC}				

Connection					
Connector in right angle — only RA12	Switching indicator LED	Cable length [m], but 3 for 300 mm	cable material	connector type	The following compositions of connection suffixes exist:
11	12	13	14	15	
-	R	2	P	8	A8: metric screw thread M8, amber LED
<none>	A	3	S	12	N8: metric screw thread M8, no LED
	N	4*	T	PG13	A12: metric screw thread M12, amber LED
	<none>	5*	U	<none>	RA12: metric screw thread M12 in right angle, amber LED
		6*	<none>		N12: metric screw thread M12, no LED
		10*			A2P: 2 m PVC cable, amber LED
		<none>			N2P: 2 m PVC cable, no LED
					A2S: 2 m silicone cable, amber LED
					N2S: 2 m silicone cable, no LED
					A2T: 2 m PTFE cable, amber LED
					N2T: 2 m PTFE cable, no LED
					3P8: 300 mm PVC cable ("pigtail") with metric screw thread M8 connector
					3U8: 300 mm PUR cable ("pigtail") with metric screw thread M8 connector
					R3U8: 300 mm PUR cable ("pigtail") in right angle with metric screw thread M8 connector
					3P12: 300 mm PVC cable ("pigtail") with metric screw thread M12 connector
					PG13: cable gland PG13.5 ("panzergewinde") with terminal
					A4P, A5P, A6P, A10P, N4P, N5P, N6P, N10P on request for ≥ 10 pieces of the same article.




R: connector in right angle	A: amber LED N: no LED	* On request for ≥ 10 pieces of the same article — only in PVC	P: polyvinyl chloride (PVC) S: silicone cable T: PTFE cable U: polyurethan cable (PUR)	8: M8 connector 12: M12 connector PG13: cable gland PG13.5 with terminal
-----------------------------	---------------------------	--	---	--

↑ Artikelcodelegende

Der Artikelcode besteht aus 8...16 Parametern und zwei Bindestrichen. Nicht alle Parameter werden in jedem Artikelcode verwendet. Aus der Legende können Sie keinen neuen Artikelcode bilden. Insbesondere gibt es nur die Anschlusssuffixe, die in der Liste rechts stehen. O≠0, I≠I≠1, S≠5, B≠8 beachten.

↓ Baureihenübersicht (linke Seite unten)

Die möglichen Werte einiger Parameter der Sensoren einer Baureihe stehen in Spalten. Ihre Reihenfolge entspricht der im Artikelcode (Ausnahme: Sondermerkmale), so dass ein Artikelcode senkrecht zusammengesetzt werden kann. Die blauen Zahlen links gleichen den Spaltennummern der Artikellegende. Grau sind Erklärungen und Parameter, die nicht Teil des Artikelcodes sind.

Pinout Inductive and capacitive sensors Belegung Induktive und kapazitive Sensoren	M8-3	M8-4	M12-4
	black schwarz  brown braun blue blau	white weiß black schwarz  brown braun blue blau	black schwarz blue blau  brown braun white weiß

Catalog Inductive and Capacitive Proximity Switches

Katalog Induktive und kapazitive Näherungsschalter

Our products for the industrial automization:

- ▶ Inductive proximity sensors
- ▶ Capacitive proximity sensors
- ▶ Fork light barriers
- ▶ Frame light barriers
- ▶ High resolution light curtains
- ▶ Photoelectric sensors
- ▶ Multicolored LED indicators
- ▶ Smart buttons
- ▶ Fluid sensing

Unsere Produkte für die Automatisierung der Industrie:

- ▶ Induktive Näherungssensoren
- ▶ Kapazitive Näherungssensoren
- ▶ Gabellichtschranken
- ▶ Rahmenlichtschranken
- ▶ Hochauflösende Lichtgitter
- ▶ Fotoelektrische Sensoren
- ▶ Mehrfarbige LED-Anzeigen
- ▶ Intelligente Taster
- ▶ Füllstandsmessung



Warranty Our products are manufactured to stringent ISO 9001 European standards to ensure that our customers only receive the best quality.

