

**Power Relay RM 2/3/7**

- 2/3 pole 10/16A, 2 form C (CO) or 3 form C (CO) contacts
- Switching capacity up to 6000VA
- DC or AC coil
- Mechanical indicator
- Push-to-test button
- Plug-in version, PCB terminals, chassis- or DIN-rail mount

Typical applications  
Elevator control, power supplies



F0163-B

**Approvals**

VDE Cert. No. 40003144, UL E214025  
Technical data of approved types on request

| Contact Data                              | RM2                | RM3                      | RM7              |
|---|--------------------|--------------------------|------------------|
| Contact arrangement                       | 2 form C<br>2 CO   | 3 form C<br>3 CO         | 3 form C<br>3 CO |
| Rated voltage                             |                    | 400VAC                   |                  |
| Max. switching voltage                    |                    | 440VAC                   |                  |
| Rated current                             | 16A                | 10A                      | 16A              |
| Limiting making current, max. 20ms        | 40A                | 40A                      | 40A              |
| Switching power                           | 6000VA             | 3800VA                   | 6000VA           |
| Contact material                          | ACdO,<br>AgNi90/10 | AgCdO,<br>in preparation | AgCdO            |
| Min. recommended contact load             |                    | 24VDC/100mA              |                  |
| Frequency of operation, with/without load |                    | 960/6000h <sup>-1</sup>  |                  |
| Operate/release time max., DC coil        |                    | 15/10ms                  |                  |
| Bounce time max., DC coil, form A/form B  |                    | 4/10ms                   |                  |

**Contact ratings**

| Type             | Contact       | Load                                   | Cycles              |
|------------------|---------------|--|---------------------|
| <b>IEC 61810</b> |               |  |                     |
| RM20             | C (CO)        | 16A, 400VAC, cosφ=1, 35°C              | 100x10 <sup>3</sup> |
| RM22             | C (CO)        | 16A, 400VAC, cosφ=1, DC-coil, 70°C     | 100x10 <sup>3</sup> |
| RM22             | C (CO)        | 16A, 400VAC, cosφ=1, AC-coil, 60°C     | 50x10 <sup>3</sup>  |
| RM30             | C (CO)        | 10A, 400VAC, cosφ=1, 35°C              | 100x10 <sup>3</sup> |
| RM70             | C (CO)        | 16A, 400VAC, cosφ=1, 35°C              | 100x10 <sup>3</sup> |
| <b>UL 508</b>    |               |  |                     |
| RM2              | A (NO)        | 16A, 277VAC, general purpose, 70°C     | 30x10 <sup>3</sup>  |
| RM2              | A (NO)        | 16A, 415VAC, resistive, 70°C           | 100x10 <sup>3</sup> |
| RM20             | A (NO)        | 10A, 48VDC, 50°C                       | 30x10 <sup>3</sup>  |
| RM3              | C (CO)        | 10A, 415VAC, resistive, DC-coil, 70°C  | 100x10 <sup>3</sup> |
| RM3              | C (CO)        | 10A, 415VAC, resistive, AC-coil, 55°C  | 100x10 <sup>3</sup> |
| RM30             | A (NO)/B (NC) | 10A, 277VAC, gen. purp., DC-coil, 70°C | 30x10 <sup>3</sup>  |
| RM30             | A (NO)/B (NC) | 10A, 277VAC, gen. purp., AC-coil, 55°C | 30x10 <sup>3</sup>  |
| RM7              | A (NO)        | 16A, 415VAC, resistive, 50°C           | 100x10 <sup>3</sup> |
| RM7              | A (NO)/B (NC) | 16A, 277VAC, general purpose, 50°C     | 30x10 <sup>3</sup>  |

**Contact Data (continued)**

|                      | RM2 | RM3                           | RM7 |
|----------------------|-----|-------------------------------|-----|
| Mechanical endurance |     |                               |     |
| DC coil              |     | 20x10 <sup>6</sup> operations |     |
| AC coil              |     | 20x10 <sup>6</sup> operations |     |

**Coil Data**

|                                     |               |
|-------------------------------------|---------------|
| Coil voltage range                  | 6 to 220VDC   |
|                                     | 6 to 400VAC   |
| Operative range, IEC 61810          | 2             |
| Coil insulation system according UL | class 130 (B) |

**Coil versions, DC coil**

| STD                                     | LED bipolar | Coil code        |                       | Rated voltage VDC | Coil resistance Ω±10% <sup>1)2)</sup> | Rated coil power W |
|---|-------------|------------------|-----------------------|-------------------|---------------------------------------|--------------------|
|   |             | PD <sup>3)</sup> | LED+ PD <sup>3)</sup> |                   |                                       |                    |
| <b>Coil versions, DC coil, RM2, RM3</b> |             |                  |                       |                   |                                       |                    |
| 006                                     | L06         | 0A6              | LA6                   | 6                 | 32                                    | 1.1                |
| 012                                     | L12         | 0B2              | LB2                   | 12                | 110                                   | 1.3                |
| 024                                     | L24         | 0C4              | LC4                   | 24                | 475                                   | 1.2                |
| 048                                     | L48         | 0E8              | LE8                   | 48                | 2000                                  | 1.2                |
| 060                                     | L60         | 0G0              | LG0                   | 60                | 2850                                  | 1.3                |
| 110                                     | M10         | 1B0              | MB0                   | 110               | 10000 <sup>1)</sup>                   | 1.2                |
| 221                                     | N21         | 2C1              | NC1                   | 220               | 40000 <sup>2)</sup>                   | 1.2                |

**Coil versions, DC coil, RM7**

|     |     |     |     |     |                     |     |
|-----|-----|-----|-----|-----|---------------------|-----|
| 006 | L06 | 0A6 | LA6 | 6   | 24                  | 1.5 |
| 012 | L12 | 0B2 | LB2 | 12  | 86                  | 1.7 |
| 024 | L24 | 0C4 | LC4 | 24  | 345                 | 1.7 |
| 048 | L48 | 0E8 | LE8 | 48  | 1340                | 1.7 |
| 060 | L60 | 0G0 | LG0 | 60  | 2200                | 1.6 |
| 110 | M10 | 1B0 | MB0 | 110 | 7300                | 1.7 |
| 221 | N21 | 2C1 | NC1 | 220 | 30000 <sup>2)</sup> | 1.6 |

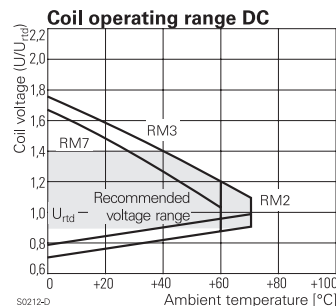
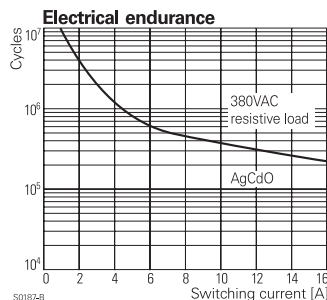
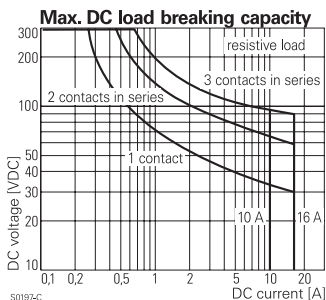
Operate voltage, DC coil 75% of rated coil voltage

Release voltage, DC coil 10% of rated coil voltage

1) Coil resistance ±12%, 2) Coil resistance ±15%

3) Protection diode PD; standard polarity: +A1 / -A2

All figures are given for coil without pre-energization, at ambient temperature +23°C



**Power Relay RM 2/3/7 (Continued)**

**Coil Data (continued)**

**Coil versions, AC coil**

| Coil code | Rated voltage | Operate voltage | Release voltage | Coil resistance          | Rated coil power |
|-----------|---------------|-----------------|-----------------|--------------------------|------------------|
| STD       | LED           | 50/60Hz         | 50/60Hz         | $\Omega \pm 10\%^{1)2)}$ | 50/60Hz          |
|           |               | VAC             | VAC             | VAC                      | VA               |

**Coil versions, AC-coil, RM2, RM3**

|     |     |     |             |       |                     |           |
|-----|-----|-----|-------------|-------|---------------------|-----------|
| 506 | R06 | 6   | 4.8/5.1     | 1.8   | 5.3                 | 2.29/1.98 |
| 512 | R12 | 12  | 9.6/10.2    | 3.6   | 24                  | 2.19/1.86 |
| 524 | R24 | 24  | 19.2/20.4   | 7.2   | 86                  | 2.26/1.95 |
| 548 | R48 | 48  | 38.4/40.8   | 14.4  | 345                 | 2.28/1.97 |
| 560 | R60 | 60  | 48.0/51.0   | 18.0  | 544                 | 2.27/1.96 |
| 615 | S15 | 115 | 92.0/97.8   | 34.5  | 2000                | 2.37/2.00 |
| 730 | T30 | 230 | 184.0/195.5 | 69.0  | 8300 <sup>1)</sup>  | 2.32/1.96 |
| 900 | V00 | 400 | 320.0/340.0 | 120.0 | 27500 <sup>2)</sup> | 2.31/1.96 |

**Coil versions, AC-coil, RM7**

|     |     |     |             |       |                     |           |
|-----|-----|-----|-------------|-------|---------------------|-----------|
| 506 | R06 | 6   | 4.8/5.1     | 1.8   | 4.7                 | 2.86/2.36 |
| 512 | R12 | 12  | 9.6/10.2    | 3.6   | 19.5                | 2.71/2.27 |
| 524 | R24 | 24  | 19.2/20.4   | 7.2   | 80                  | 2.62/2.00 |
| 548 | R48 | 48  | 38.4/40.8   | 14.4  | 320                 | 2.60/2.17 |
| 560 | R60 | 60  | 48.0/51.0   | 18.0  | 500                 | 2.62/2.20 |
| 615 | S15 | 115 | 92.0/97.8   | 34.5  | 1850                | 2.65/2.22 |
| 730 | T30 | 230 | 184.0/195.5 | 69.0  | 7500                | 2.69/2.26 |
| 900 | V00 | 400 | 320.0/340.0 | 120.0 | 23500 <sup>2)</sup> | 2.61/2.20 |

<sup>1)</sup> Coil resistance  $\pm 12\%$ , <sup>2)</sup> Coil resistance  $\pm 15\%$

All figures are given for coil without pre-energization, at ambient temperature  $+23^\circ\text{C}$



**Insulation Data**

|                                    | RM2      | RM3                      | RM7      |
|------------------------------------|----------|--------------------------|----------|
| Initial dielectric strength        |          |                          |          |
| between open contacts              | 1500Vrms | 1500Vrms                 | 1500Vrms |
| between contact and coil           | 2500Vrms | 2500Vrms                 | 2500Vrms |
| between adjacent contacts          | 2500Vrms | 2500Vrms                 | 2500Vrms |
| Initial surge withstand voltage    |          |                          |          |
| between contact and coil           | 5000V    | 4000V                    | 4000V    |
| Clearance/creepage                 |          |                          |          |
| between contact and coil           |          | $\geq 4.0/14.9\text{mm}$ |          |
| between adjacent contacts          |          | $\geq 6.1/7.3\text{mm}$  |          |
| Material group of insulation parts |          | IIIa                     |          |

**Other Data**

Material compliance: EU RoHS/ELV, China RoHS, REACH, Halogen content refer to the Product Compliance Support Center at [www.te.com/customer-support/rohssupportcenter](http://www.te.com/customer-support/rohssupportcenter)

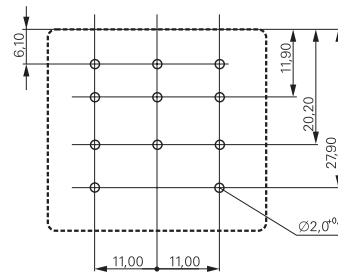
|   | RM2                             | RM3                       | RM7                       |
|---|---------------------------------|---------------------------|---------------------------|
| Ambient temperature for mounting/handling in operation                        | -20 to $40^\circ\text{C}$       |                           |                           |
| DC coil   | -40 to $70^\circ\text{C}$       | -40 to $70^\circ\text{C}$ | -40 to $60^\circ\text{C}$ |
| AC coil   | -40 to $60^\circ\text{C}$       | -40 to $55^\circ\text{C}$ | -40 to $50^\circ\text{C}$ |
| Cold storage, IEC 60068-2-1   | 16h/ $-40^\circ\text{C}$        |                           |                           |
| Dry heat, IEC 60068-2-2   | 16h/ $+85^\circ\text{C}$        |                           |                           |
| Damp heat cyclic, IEC 60068-2-30, Db, Variant 112/12h $+25/+55^\circ\text{C}$ |                                 |                           |                           |
| Category of environmental protection IEC 61810                                | RTI - dust protected            |                           |                           |
| Vibration resistance (functional) form A (NO)/form B (NC)                     | 5/2g                            | 5/2g                      | 12/4g                     |
| Terminal type   | PCB-THT, plug-in, quick-connect |                           |                           |
| Cover retention, pull/push force  | 100/100N                        |                           |                           |
| Weight  | 81g                             |                           |                           |
| Resistance to soldering heat THT IEC 60068-2-20                               | $270^\circ\text{C}/10\text{s}$  |                           |                           |
| Packaging unit  | 10/25 pcs.                      |                           |                           |

**Accessories**

For details see datasheet [Accessories Power Relay RM](#)  
Note: indicated contact ratings and electrical endurance data for direct wiring of relays (according IEC 61810-1); for relays mounted on sockets deratings may apply.

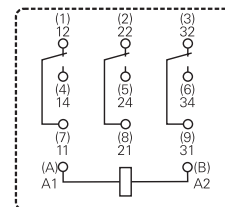
**PCB layout / terminal assignment**

Bottom view on pins



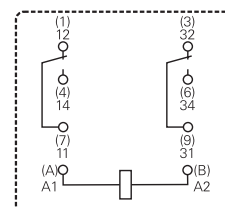
S0269-AA

3 form C (CO) contacts



S0269-AB

2 form C (CO) contacts



S0269-AD

**Power Relay RM 2/3/7** (Continued)

**Dimensions**

Plain cover, plug-in version



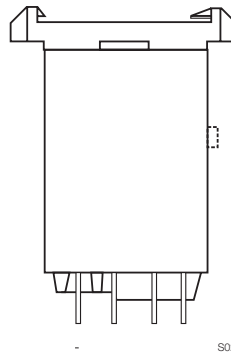
PCB version



Cover with mounting brackets, 6.3mm quick connect (4.8mm available)



Cover with DIN-snap-on attachment (6.3mm quick connect only)  
horizontal vertical



**Product code structure**

Typical product code **RM 7 0 2 730**

|                            |   |  |  |                                |
|----------------------------|---|--|--|--------------------------------|
| <b>Type</b>                | RM Power Relay RM 2/3/7   |  |  |                                |
| <b>Contact arrangement</b> | 2 2 form C contacts (2 CO contacts), 16A  | 3 3 form C contacts (3 CO contacts), 10A | 7 3 form C contacts (3 CO contacts), 16A |                                |
| <b>Version</b>             | 0 AgCdO, without test button  | 2 AgNi 90/10, without test button        | 3 AgCdO, with test button                | 7 AgNi 90/10, with test button |
| <b>Enclosure</b>           | 2 Plain cover, 4.8mm quick connect terminals<br>3 Cover with mounting brackets, 4.8mm quick connect terminals<br>5 Cover with mounting brackets, 6.3mm quick connect terminals<br>7 PCB version<br>8 Cover with DIN-snap-on attachment, horizontal, 6.3mm quick connect terminals<br>9 Cover with DIN-snap-on attachment, vertical, 6.3mm quick connect terminals |  |  |                                |
| <b>Coil</b>                | Coil code: please refer to coil versions table  |  |  |                                |

Power Relay RM 2/3/7 (Continued)

| Product code | Contacts      | Version     | Enclosure         | Coil    | Coil   | Part number |
|--------------|---------------|-------------|-------------------|---------|--------|-------------|
| RM202024     | 2 form C      | Without     | Plain cover       | DC coil | 24VDC  | 8-1393149-2 |
| RM202524     | 2 CO contacts | test button | quick c. 4.8mm    | AC coil | 24VAC  | 1-1393146-9 |
| RM202615     | 16 A          |             |                   |         | 115VAC | 2-1393146-0 |
| RM202730     |               |             |                   |         | 230VAC | 1-1393148-4 |
| RM203024     |               |             | Mounting brackets | DC coil | 24VDC  | 1-1393148-6 |
| RM203524     |               |             | quick c. 4.8mm    | AC coil | 24VAC  | 2-1393146-5 |
| RM203615     |               |             |                   |         | 115VAC | 2-1393146-6 |
| RM203730     |               |             |                   |         | 230VAC | 2-1393146-8 |
| RM205024     |               |             | Mounting brackets | DC coil | 24VDC  | 2-1393146-9 |
| RM205524     |               |             | quick c. 6.3mm    | AC coil | 24VAC  | 3-1393146-0 |
| RM205615     |               |             |                   |         | 115VAC | 3-1393146-1 |
| RM205730     |               |             |                   |         | 230VAC | 3-1393146-2 |
| RM207024     |               |             | PCB version       | DC coil | 24VDC  | 3-1393146-3 |
| RM207615     |               |             |                   | AC coil | 115VAC | 8-1393149-5 |
| RM207730     |               |             |                   |         | 230VAC | 3-1393146-4 |
| RM208024     |               |             | DIN-snap-on       | DC coil | 24VDC  | 3-1393146-5 |
| RM208730     |               |             | horizontal        | AC coil | 230VAC | 8-1393149-6 |
| RM209730     |               |             | DIN vertical      |         | 230VAC | 3-1393146-6 |
| RM232024     |               | With        | Plain cover       | DC coil | 24VDC  | 3-1393146-8 |
| RM232524     |               | test button | quick c. 4.8mm    | AC coil | 24VAC  | 3-1393146-9 |
| RM232615     |               |             |                   |         | 115VAC | 4-1393146-0 |
| RM232730     |               |             |                   |         | 230VAC | 3-1393107-4 |
| RM233024     |               |             | Mounting brackets | DC coil | 24VDC  | 3-1393107-5 |
| RM233615     |               |             | quick c. 4.8mm    | AC coil | 115VAC | 4-1393146-2 |
| RM235024     |               |             | Mounting brackets | DC coil | 24VDC  | 8-1393149-8 |
| RM235730     |               |             | quick c. 6.3mm    | AC coil | 230VAC | 4-1393146-5 |
| RM239730     |               |             | DIN vertical      |         | 230VAC | 4-1393148-7 |
| RM302024     | 3 form C      | Without     | Plain cover       | DC coil | 24VDC  | 8-1393149-9 |
| RM302524     | 3 CO contacts | test button | quick c. 4.8mm    | AC coil | 24VAC  | 5-1393146-3 |
| RM302615     | 10 A          |             |                   |         | 115VAC | 5-1393146-4 |
| RM302730     |               |             |                   |         | 230VAC | 5-1419150-3 |
| RM303024     |               |             | Mounting brackets | DC coil | 24VDC  | 6-1393148-4 |
| RM303615     |               |             | quick c. 4.8mm    | AC coil | 115VAC | 5-1393146-5 |
| RM303730     |               |             |                   |         | 230VAC | 5-1393146-7 |
| RM307024     |               |             | PCB version       | DC coil | 24VDC  | 7-1393148-2 |
| RM307730     |               |             |                   | AC coil | 230VAC | 5-1393146-9 |
| RM332024     |               | With        | Plain cover       | DC coil | 24VDC  | 9-1393149-2 |
| RM332524     |               | test button | quick c. 4.8mm    | AC coil | 24VAC  | 9-1393149-3 |
| RM332730     |               |             |                   |         | 230VAC | 9-1393149-4 |
| RM333024     |               |             | Mount. br. QC4.8  | DC coil | 24VDC  | 9-1393149-6 |
| RM335730     |               |             | Mount. br. QC6.3  | AC coil | 230VAC | 6-1393107-1 |
| RM338730     |               |             | DIN horizontal    |         | 230VAC | 7-1393148-7 |
| RM339730     |               |             | DIN vertical      |         | 230VAC | 6-1393107-2 |
| RM702024     | 3 form C      | Without     | Plain cover       | DC coil | 24VDC  | 8-1393146-5 |
| RM702524     | 3 CO contacts | test button | quick c. 4.8mm    | AC coil | 24VAC  | 1393844-9   |
| RM702615     | 16 A          |             |                   |         | 115VAC | 1-1393844-0 |
| RM702730     |               |             |                   |         | 230VAC | 1-1393844-1 |
| RM703024     |               |             | Mounting brackets | DC coil | 24VDC  | 1-1393844-2 |
| RM703524     |               |             | quick c. 4.8mm    | AC coil | 24VAC  | 9-1393146-1 |
| RM703615     |               |             |                   |         | 115VAC | 9-1393146-2 |
| RM703730     |               |             |                   |         | 230VAC | 9-1393146-4 |
| RM705024     |               |             | Mounting brackets | DC coil | 24VDC  | 9-1393146-6 |
| RM705524     |               |             | quick c. 6.3mm    | AC coil | 24VAC  | 9-1393146-7 |
| RM705615     |               |             |                   |         | 115VAC | 1-1393844-4 |
| RM705730     |               |             |                   |         | 230VAC | 1-1393844-5 |
| RM707024     |               |             | PCB version       | DC coil | 24VDC  | 9-1393146-8 |
| RM707524     |               |             |                   | AC coil | 24VAC  | 1393147-1   |
| RM707730     |               |             |                   |         | 230VAC | 1393147-2   |
| RM708024     |               |             | DIN horizontal    | DC coil | 24VDC  | 1393147-4   |
| RM708730     |               |             | quick c. 6.3mm    | AC coil | 230VAC | 1-1419136-0 |
| RM709024     |               |             | DIN vertical      | DC coil | 24VDC  | 2-1393149-2 |
| RM709730     |               |             |                   | AC coil | 230VAC | 1393147-5   |
| RM732024     |               | With        | Plain cover       | DC coil | 24VDC  | 1-1393844-7 |
| RM732524     |               | test button | quick c. 4.8mm    | AC coil | 24VAC  | 1-1393147-0 |
| RM732615     |               |             |                   |         | 115VAC | 1-1393147-1 |
| RM732730     |               |             |                   |         | 230VAC | 1-1393844-8 |
| RM733730     |               |             | Mount.br. QC 4.8  |         | 230VAC | 1-1393147-5 |
| RM735024     |               |             | Mounting brackets | DC coil | 24VDC  | 3-1393149-6 |
| RM735524     |               |             | quick c. 6.3mm    | AC coil | 24VAC  | 3-1393149-7 |
| RM735730     |               |             |                   |         | 230VAC | 4-1393149-1 |
| RM737730     |               |             | PCB version       |         | 230VAC | 2-1393147-0 |
| RM738024     |               |             | DIN-snap-on       | DC coil | 24VDC  | 2-1393844-0 |
| RM738730     |               |             | horizontal        | AC coil | 230VAC | 2-1393147-2 |
| RM739024     |               |             | DIN-snap-on       | DC coil | 24VDC  | 4-1393149-5 |
| RM739730     |               |             | vertical          | AC coil | 230VAC | 2-1393844-2 |

**Power Relay RM 2/3/7** (Continued)

| Product code | Contacts      | Cont. material | Version     | Enclosure                 | Coil    | Coil   | Part number |
|--------------|---------------|----------------|-------------|---------------------------|---------|--------|-------------|
| RM222012     | 2 form C      | AgNi           | Without     | Plain cover               | DC-coil | 12VDC  | 1-1415546-7 |
| RM222024     | 2 CO contacts | AgNi           | test button | 4.8 mm terminal           | DC-coil | 24VDC  | 1-1415546-8 |
| RM225012     | 16A           | AgNi           |             | Mounting brackets         | DC-coil | 12VDC  | 1415542-7   |
| RM225024     |               | AgNi           |             | quick c. 6.3 mm           | DC-coil | 24VDC  | 1415542-8   |
| RM225524     |               | AgNi           |             |                           | AC-coil | 24VAC  | 1-1415546-9 |
| RM225615     |               | AgNi           |             |                           | AC-coil | 115VAC | 2-1415546-0 |
| RM225730     |               | AgNi           |             |                           | AC-coil | 230VAC | 1415542-9   |
| RM227024     |               | AgNi           |             | PCB version               | DC-coil | 24VDC  | 2-1415546-1 |
| RM227730     |               | AgNi           |             |                           | AC-coil | 230VAC | 2-1415546-2 |
| RM322024     | 3 form C      | AgNi           |             | Plain cover               | DC-coil | 24VDC  | 2-1415546-3 |
| RM327024     | 3 CO contacts | AgNi           |             | 4.8 mm terminal           | DC-coil | 24VDC  | 5-1415538-3 |
|              | 10A           | AgNi           |             |                           |         |        |             |
| RM722012     | 3 form C      | AgNi           |             | Plain cover               | DC-coil | 12VDC  | 3-1415546-1 |
| RM722024     | 3 CO contacts | AgNi           |             | 4.8 mm terminal           | DC-coil | 24VDC  | 3-1415546-2 |
| RM723024     | 16A           | AgNi           |             | Mounting brackets         | DC-coil | 24VDC  | 3-1415546-3 |
|              |               |                |             | quick c. 6.3 mm           |         |        |             |
| RM725024     |               | AgNi           |             | Mounting brackets         | DC-coil | 24VDC  | 3-1415546-4 |
| RM725615     |               | AgNi           |             | quick c. 6.3 mm           | AC-coil | 115VAC | 3-1415546-5 |
| RM725730     |               | AgNi           |             |                           | AC-coil | 230VAC | 3-1415546-6 |
| RM727024     |               | AgNi           |             | PCB version               | DC-coil | 24VDC  | 3-1415546-7 |
| RM727730     |               | AgNi           |             |                           | AC-coil | 230VAC | 3-1415546-8 |
| RM772012     |               | AgNi           | With        | Plain cover               | DC-coil | 12VDC  | 3-1415546-9 |
| RM772024     |               | AgNi           | test button | 4.8 mm terminal           | DC-coil | 24VDC  | 5-1415544-7 |
| RM772060     |               | AgNi           |             |                           | DC-coil | 60VDC  | 2-1415545-1 |
| RM772730     |               | AgNi           |             |                           | AC-coil | 230VAC | 4-1415546-0 |
| RM772900     |               | AgNi           |             |                           | AC-coil | 400VAC | 4-1415546-1 |
| RM778024     |               | AgNi           |             | DIN-snap-on<br>horizontal | DC-coil | 24VDC  | 4-1415546-2 |
|              |               |                |             |                           |         |        |             |
| RM779730     |               | AgNi           |             | DIN-snap-on<br>vertical   | AC-coil | 230VAC | 4-1415546-3 |